

Luminaire

Code 90419L950
Name OREO V OUT D950 BLINE 940

Measurem.

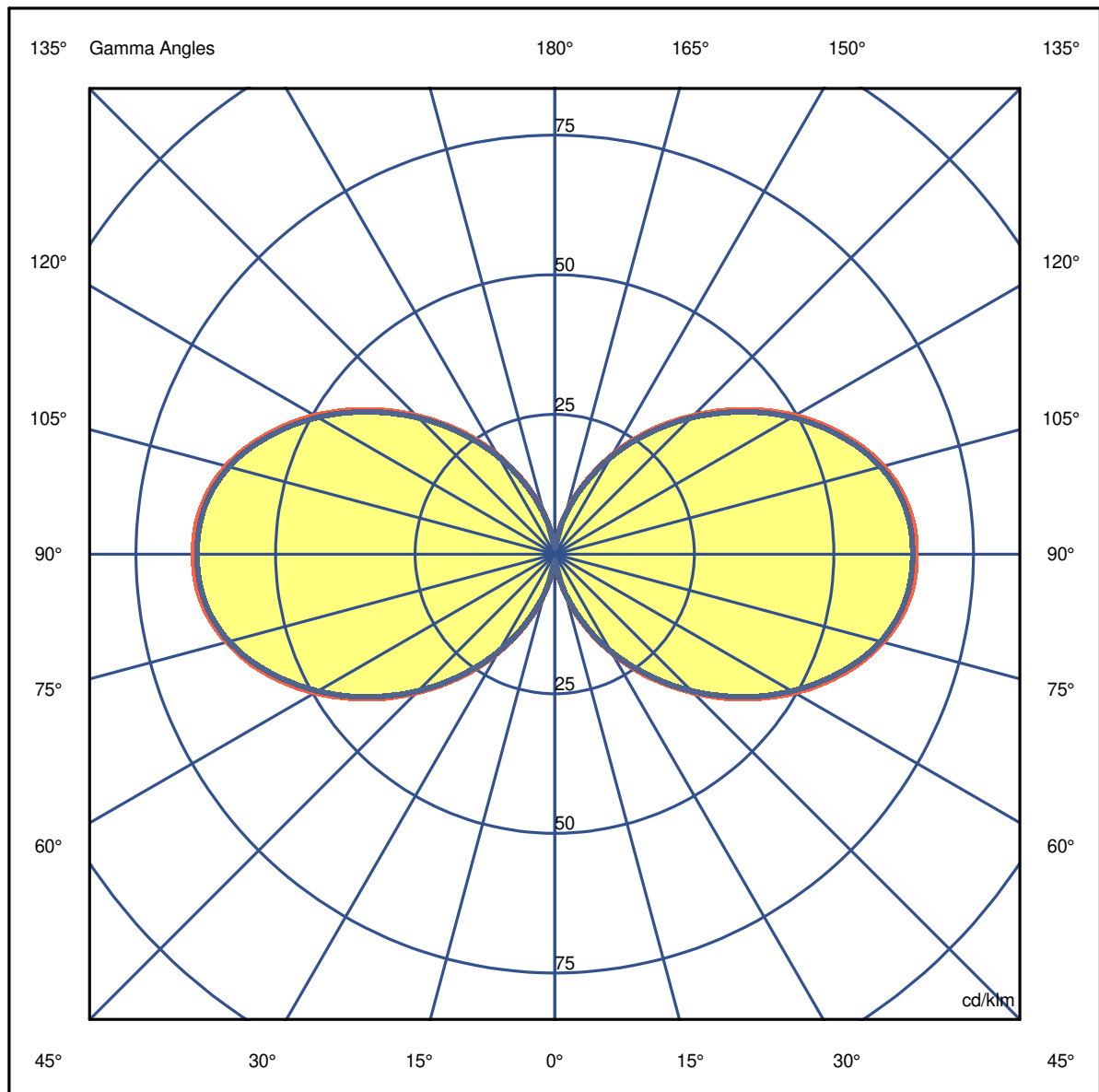
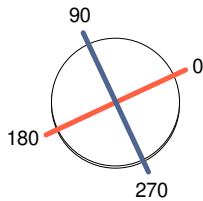
Code 30/6/2023
Name OREO V OUT D950 BLINE 940

Luminaire Flux	1966 lm	Luminaire Power	35.0 W	Efficacy	56.181 lm/W	Efficiency	56.02%
Source Flux	3510 lm	Maximum value	64.80 cd/klm	Position	C=30.00 G=90.00	CG	Double Symmetrical

Diam=950mm

C Halfplanes

180.0 ——— 0.0
270.0 ——— 90.0



Luminaire

Code 90419L950
Name OREO V OUT D950 BLINE 940

Measurem.

Code 30/6/2023
Name OREO V OUT D950 BLINE 940

Luminaire Flux	1966 lm	Luminaire Power	35.0 W	Efficacy	56.181 lm/W	Efficiency	56.02%
Source Flux	3510 lm	Maximum value	64.80 cd/klm	Position	C=30.00 G=90.00	CG	Double Symmetrical

Gamma 0-180 beyond limit of 89 degrees

Gamma 0-180 beyond limit of 89 degrees

Gamma 0-180 beyond limit of 89 degrees

Luminaire

Code 90419L950
Name OREO V OUT D950 BLINE 940

Measurem.

Code 30/6/2023
Name OREO V OUT D950 BLINE 940

Luminaire Flux	1966 lm	Luminaire Power	35.0 W	Efficacy	56.181 lm/W	Efficiency	56.02%
Source Flux	3510 lm	Maximum value	64.80 cd/klm	Position	C=30.00 G=90.00	CG	Double Symmetrical

UGR
S = 0.250

Reflectancies										
Ceiling/Cavity	0.7	0.7	0.5	0.5	0.3	0.7	0.7	0.5	0.5	0.3
Walls	0.5	0.3	0.5	0.3	0.3	0.5	0.3	0.5	0.3	0.3
Working Plane	0.2	0.2	0.2	0.2	0.2	0.2	0.2	0.2	0.2	0.2
Room Dimensions	Lateral View					Viewed Endwise				
x=2H y=2H	6.6	7.6	7.4	8.5	9.7	6.5	7.5	7.4	8.5	9.7
x=2H y=3H	10.5	11.4	11.4	12.4	13.6	10.4	11.4	11.3	12.3	13.6
x=2H y=4H	12.6	13.5	13.5	14.5	15.7	12.6	13.4	13.5	14.4	15.6
x=2H y=6H	14.8	15.7	15.8	16.6	17.9	14.8	15.6	15.7	16.6	17.9
x=2H y=8H	16.0	16.8	16.9	17.8	19.0	16.0	16.8	16.9	17.7	19.0
x=2H y=12H	17.2	18.0	18.2	19.0	20.3	17.2	17.9	18.1	18.9	20.2
x=4H y=2H	7.8	8.7	8.8	9.7	10.9	7.8	8.7	8.7	9.6	10.9
x=4H y=3H	11.8	12.6	12.8	13.6	14.8	11.8	12.5	12.7	13.5	14.8
x=4H y=4H	14.0	14.7	15.0	15.7	17.0	14.0	14.7	14.9	15.7	17.0
x=4H y=6H	16.4	17.0	17.3	18.0	19.3	16.3	17.0	17.3	18.0	19.3
x=4H y=8H	17.6	18.2	18.6	19.2	20.5	17.6	18.1	18.5	19.2	20.5
x=4H y=12H	18.9	19.5	19.9	20.5	21.8	18.9	19.4	19.9	20.4	21.8
x=8H y=4H	14.8	15.4	15.8	16.4	17.8	14.8	15.4	15.8	16.4	17.7
x=8H y=6H	17.4	17.9	18.4	19.0	20.3	17.4	17.9	18.4	18.9	20.3
x=8H y=8H	18.8	19.3	19.8	20.3	21.7	18.8	19.2	19.8	20.3	21.6
x=8H y=12H	20.3	20.7	21.4	21.8	23.1	20.3	20.7	21.3	21.7	23.1
x=12H y=4H	15.1	15.6	16.1	16.6	18.0	15.0	15.6	16.0	16.6	17.9
x=12H y=6H	17.7	18.2	18.8	19.2	20.6	17.7	18.2	18.7	19.2	20.6
x=12H y=8H	19.3	19.7	20.3	20.7	22.1	19.2	19.6	20.3	20.7	22.0

Luminaire

Code 90419L950

Name OREO V OUT D950 BLINE 940

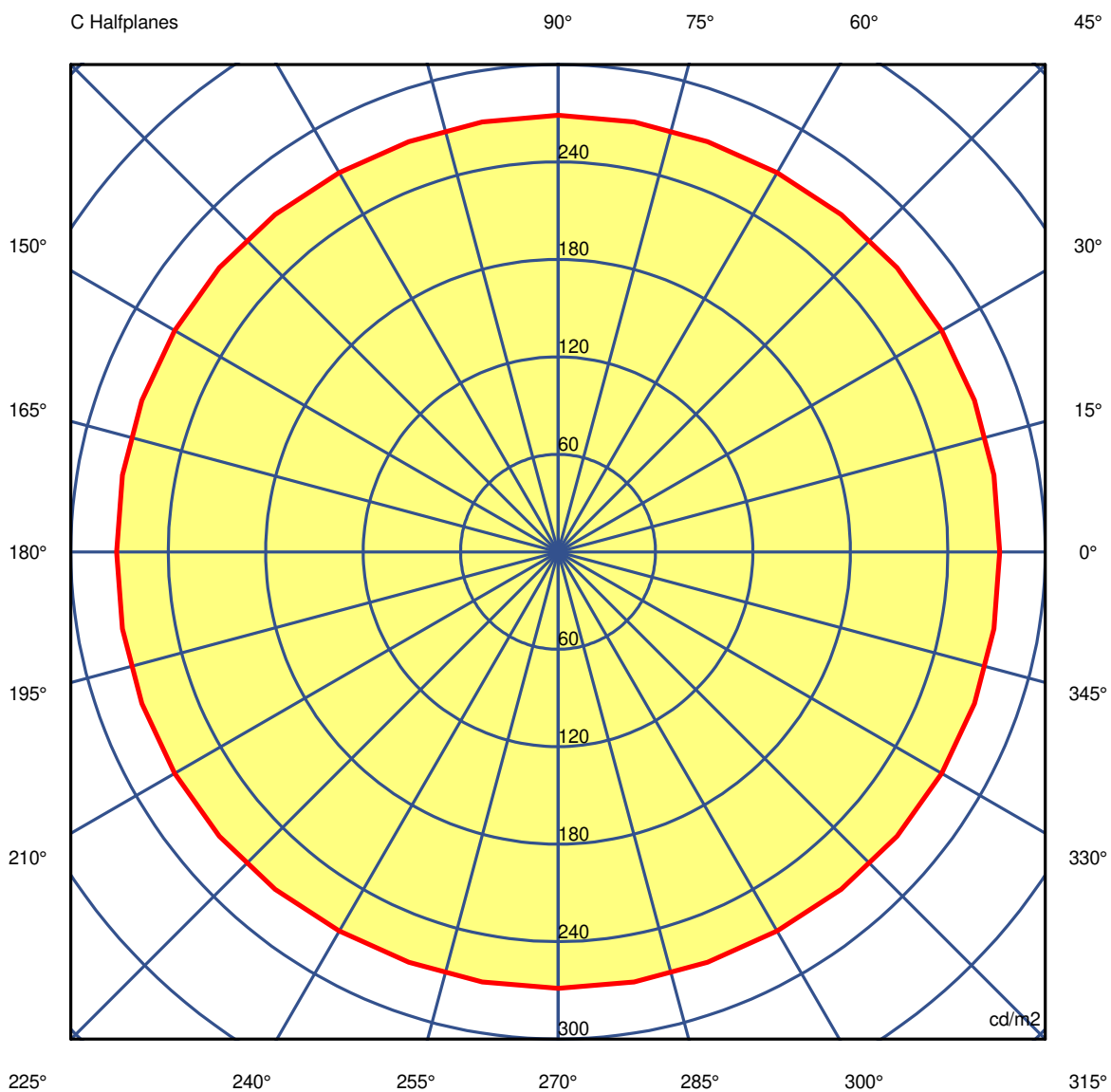
Measurem.

Code 30/6/2023

Name OREO V OUT D950 BLINE 940

Luminaire Flux	1966 lm	Luminaire Power	35.0 W	Efficacy	56.181 lm/W	Efficiency	56.02%
Source Flux	3510 lm	Maximum value	64.80 cd/klm	Position	C=30.00 G=90.00	CG Double Symmetrical	

Luminance



45.0°

Luminaire

Code 90419L950
Name OREO V OUT D950 BLINE 940

Measurem.

Code 30/6/2023
Name OREO V OUT D950 BLINE 940

Luminaire Flux	1966 lm		Luminaire Power		35.0 W		Efficacy		56.181 lm/W		Efficiency		56.02%	
Source Flux	3510 lm		Maximum value		64.80 cd/klm		Position		C=30.00 G=90.00		CG		Double Symmetrical	
Luminance cd/m2 Table 1/3														
	C 0.00	C 10.00	C 20.00	C 30.00	C 40.00	C 50.00	C 60.00	C 70.00	C 80.00	C 90.00	C 100.00	C 110.00	C 120.00	
G 0.0	6	6	6	6	6	6	6	6	6	6	6	6	6	
G 5.0	12	11	11	12	11	11	11	10	10	10	10	10	11	
G 10.0	25	24	24	24	24	23	23	23	23	23	23	23	23	
G 15.0	44	44	44	44	44	43	42	42	42	42	42	42	42	
G 20.0	69	69	69	69	68	67	67	66	66	66	66	66	67	
G 25.0	98	98	98	98	98	97	96	95	95	96	95	95	96	
G 30.0	132	133	133	132	131	131	130	129	129	129	129	129	130	
G 35.0	171	172	172	171	170	170	169	168	168	168	168	168	169	
G 40.0	218	218	218	218	217	216	215	214	214	214	214	214	215	
G 45.0	272	272	273	273	272	271	270	269	269	269	269	269	270	
G 50.0	340	340	340	340	339	337	336	336	335	334	335	336	336	
G 55.0	421	422	422	421	421	420	418	417	417	417	417	417	418	
G 60.0	526	527	527	526	526	525	523	522	521	520	521	522	523	
G 65.0	664	665	665	664	664	663	661	660	658	657	658	660	661	
G 70.0	855	856	856	855	855	854	852	851	849	847	849	851	852	
G 75.0	1140	1143	1144	1142	1142	1142	1140	1138	1135	1133	1135	1138	1140	
G 80.0	1629	1632	1631	1629	1631	1632	1629	1626	1622	1616	1622	1626	1629	
G 85.0	2701	2708	2709	2705	2705	2704	2701	2696	2688	2676	2688	2696	2701	
G 90.0	7373	7373	7377	7385	7386	7384	7373	7343	7317	7305	7317	7343	7373	

Luminaire

Code 90419L950
Name OREO V OUT D950 BLINE 940

Measurem.

Code 30/6/2023
Name OREO V OUT D950 BLINE 940

Luminaire Flux		1966 lm		Luminaire Power		35.0 W		Efficacy		56.181 lm/W		Efficiency		56.02%											
Source Flux		3510 lm		Maximum value		64.80 cd/klm		Position		C=30.00 G=90.00		CG		Double Symmetrical											
Luminance cd/m2														Table 2/3											
C 130.00		C 140.00		C 150.00		C 160.00		C 170.00		C 180.00		C 190.00		C 200.00		C 210.00		C 220.00		C 230.00		C 240.00		C 250.00	
G 0.0	6	6	6	6	6	6	6	6	6	6	6	6	6	6	6	6	6	6	6	6	6	6	6	6	6
G 5.0	11	11	12	11	11	12	11	11	11	12	11	11	11	11	11	11	11	11	11	11	11	11	11	11	10
G 10.0	23	24	24	24	24	25	24	24	24	24	24	24	24	24	23	23	23	23	23	23	23	23	23	23	23
G 15.0	43	44	44	44	44	44	44	44	44	44	44	44	44	44	43	42	42	42	42	42	42	42	42	42	42
G 20.0	67	68	69	69	69	69	69	69	69	69	69	69	69	68	67	67	66	66	66	66	67	67	67	67	66
G 25.0	97	98	98	98	98	98	98	98	98	98	98	98	98	98	97	96	95	95	95	96	96	96	96	96	95
G 30.0	131	131	132	133	133	132	133	133	133	132	133	133	132	131	131	130	129	129	129	130	130	130	130	130	129
G 35.0	170	170	171	172	172	171	172	172	172	171	172	172	171	170	170	169	168	168	168	169	169	169	169	169	168
G 40.0	216	217	218	218	218	218	218	218	218	218	218	218	217	216	215	214	214	214	215	215	215	215	215	215	214
G 45.0	271	272	273	273	272	272	272	272	273	273	273	272	271	270	269	269	269	269	270	270	270	270	270	270	269
G 50.0	337	339	340	340	340	340	340	340	340	340	340	339	337	336	336	336	336	336	337	337	337	337	337	337	336
G 55.0	420	421	421	422	422	421	422	422	422	421	422	421	420	418	417	417	417	417	418	418	418	418	418	418	417
G 60.0	525	526	526	527	527	526	527	527	527	526	527	526	525	523	522	522	522	522	523	523	523	523	523	523	522
G 65.0	663	664	664	665	665	664	665	665	665	664	665	664	663	661	660	660	660	660	661	661	661	661	661	661	660
G 70.0	854	855	855	856	856	855	856	856	856	855	856	855	854	852	851	851	851	851	852	852	852	852	852	852	851
G 75.0	1142	1142	1142	1144	1143	1140	1143	1144	1142	1142	1142	1142	1140	1138	1138	1138	1138	1138	1139	1139	1139	1139	1139	1139	1138
G 80.0	1632	1631	1629	1631	1632	1629	1632	1631	1629	1631	1629	1631	1632	1629	1626	1626	1626	1626	1627	1627	1627	1627	1627	1627	1626
G 85.0	2704	2705	2705	2709	2708	2701	2708	2709	2705	2705	2705	2704	2701	2696	2696	2696	2696	2696	2697	2697	2697	2697	2697	2697	2696
G 90.0	7384	7386	7385	7377	7373	7373	7373	7377	7385	7386	7384	7373	7343	7343	7343	7343	7343	7343	7344	7344	7344	7344	7344	7344	7343

Luminaire

Code 90419L950

Name OREO V OUT D950 BLINE 940

Measurem.

Code 30/6/2023

Name OREO V OUT D950 BLINE 940

Luminaire Flux	1966 lm	Luminaire Power	35.0 W	Efficacy	56.181 lm/W	Efficiency	56.02%
Source Flux	3510 lm	Maximum value	64.80 cd/klm	Position	C=30.00 G=90.00	CG	Double Symmetrical

Luminance cd/m2 Table 3/3

	C 260.00	C 270.00	C 280.00	C 290.00	C 300.00	C 310.00	C 320.00	C 330.00	C 340.00	C 350.00
G 0.0	6	6	6	6	6	6	6	6	6	6
G 5.0	10	10	10	10	11	11	11	12	11	11
G 10.0	23	23	23	23	23	23	24	24	24	24
G 15.0	42	42	42	42	42	43	44	44	44	44
G 20.0	66	66	66	66	67	67	68	69	69	69
G 25.0	95	96	95	95	96	97	98	98	98	98
G 30.0	129	129	129	129	130	131	131	132	133	133
G 35.0	168	168	168	168	169	170	170	171	172	172
G 40.0	214	214	214	214	215	216	217	218	218	218
G 45.0	269	269	269	269	270	271	272	273	273	272
G 50.0	335	334	335	336	336	337	339	340	340	340
G 55.0	417	417	417	417	418	420	421	421	422	422
G 60.0	521	520	521	522	523	525	526	526	527	527
G 65.0	658	657	658	660	661	663	664	664	665	665
G 70.0	849	847	849	851	852	854	855	855	856	856
G 75.0	1135	1133	1135	1138	1140	1142	1142	1142	1144	1143
G 80.0	1622	1616	1622	1626	1629	1632	1631	1629	1631	1632
G 85.0	2688	2676	2688	2696	2701	2704	2705	2705	2709	2708
G 90.0	7317	7305	7317	7343	7373	7384	7386	7385	7377	7373