

Luminaire

Code 90425L125
Name OREO V IN D1255 BLINE 930

Measurem.

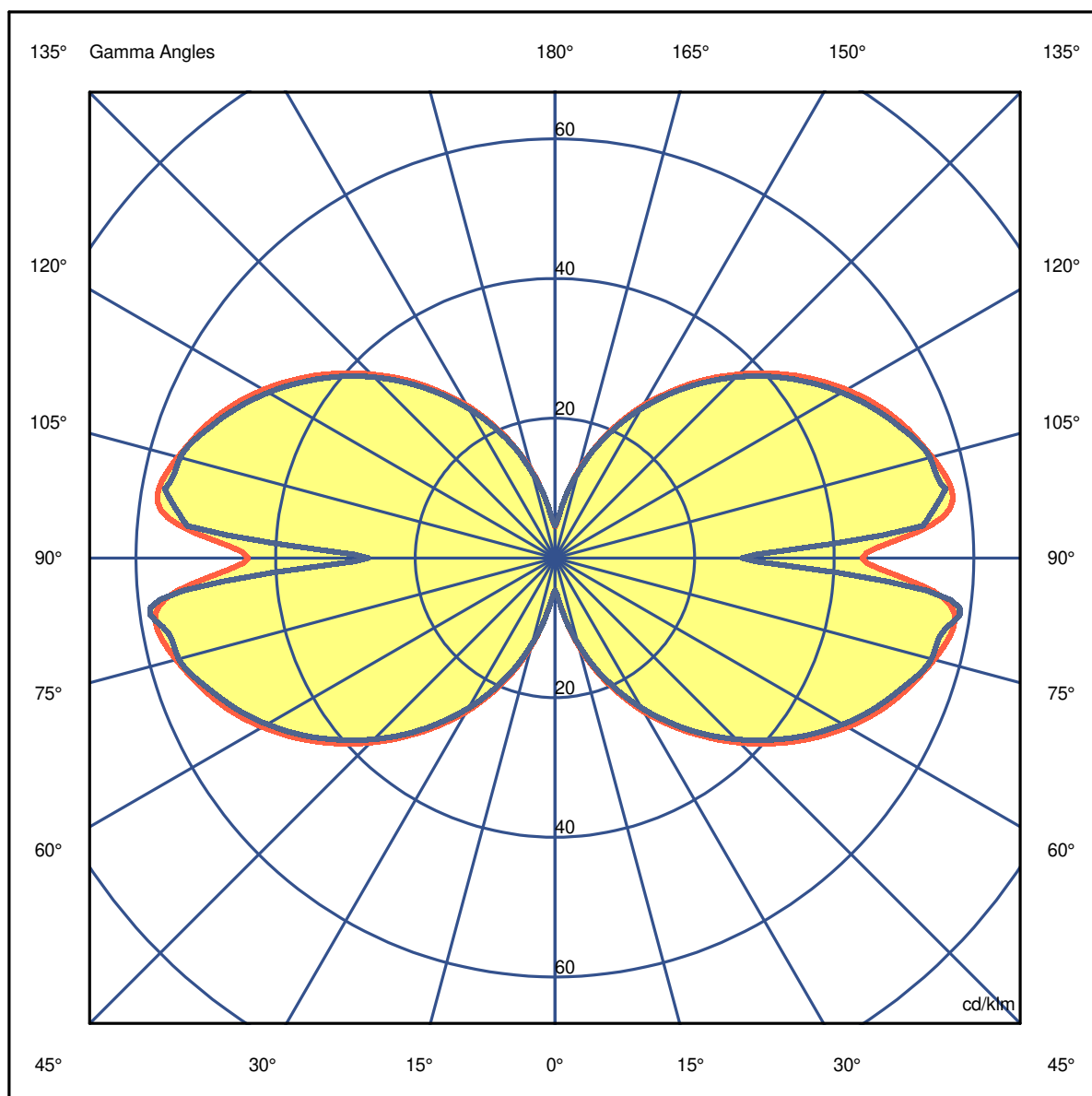
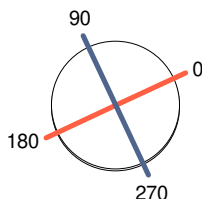
Code 30/6/2023
Name OREO V IN D1255 BLINE 930

Luminaire Flux	2658 lm	Luminaire Power	50.0 W	Efficacy	53.151 lm/W	Efficiency	53.24%
Source Flux	4992 lm	Maximum value	57.90 cd/klm	Position	C=0.00 G=80.00	CG Double Symmetrical	

Diam=1255mm

C Halfplanes

180.0 — 0.0
270.0 — 90.0



Luminaire

Code 90425L125
Name OREO V IN D1255 BLINE 930

Measurem.

Code 30/6/2023
Name OREO V IN D1255 BLINE 930

Luminaire Flux	2658 lm	Luminaire Power	50.0 W	Efficacy	53.151 lm/W	Efficiency	53.24%
Source Flux	4992 lm	Maximum value	57.90 cd/klm	Position	C=0.00 G=80.00	CG Double Symmetrical	

Right beam angle not found, gamma = 81

Right beam angle not found, gamma = 81

Right beam angle not found, gamma = 81

Luminaire

Code 90425L125
Name OREO V IN D1255 BLINE 930

Measurem.

Code 30/6/2023
Name OREO V IN D1255 BLINE 930

Luminaire Flux	2658 lm	Luminaire Power	50.0 W	Efficacy	53.151 lm/W	Efficiency	53.24%
Source Flux	4992 lm	Maximum value	57.90 cd/klm	Position	C=0.00 G=80.00	CG	Double Symmetrical

UGR
S = 0.250

Reflectancies										
Ceiling/Cavity	0.7	0.7	0.5	0.5	0.3	0.7	0.7	0.5	0.5	0.3
Walls	0.5	0.3	0.5	0.3	0.3	0.5	0.3	0.5	0.3	0.3
Working Plane	0.2	0.2	0.2	0.2	0.2	0.2	0.2	0.2	0.2	0.2
Room Dimensions	Lateral View					Viewed Endwise				
x=2H y=2H	5.8	6.8	6.7	7.8	9.0	5.8	6.8	6.7	7.7	8.9
x=2H y=3H	9.6	10.5	10.5	11.5	12.7	9.5	10.5	10.4	11.4	12.6
x=2H y=4H	11.6	12.5	12.6	13.5	14.7	11.6	12.5	12.5	13.4	14.6
x=2H y=6H	13.8	14.6	14.8	15.6	16.8	13.7	14.5	14.7	15.5	16.8
x=2H y=8H	15.0	15.7	15.9	16.7	18.0	14.9	15.7	15.9	16.7	17.9
x=2H y=12H	16.1	16.9	17.1	17.9	19.1	16.1	16.9	17.1	17.8	19.1
x=4H y=2H	7.1	7.9	8.0	8.9	10.1	7.0	7.9	7.9	8.8	10.1
x=4H y=3H	10.9	11.6	11.8	12.6	13.9	10.8	11.6	11.8	12.6	13.8
x=4H y=4H	13.0	13.7	14.0	14.7	16.0	13.0	13.7	13.9	14.7	16.0
x=4H y=6H	15.3	15.9	16.3	16.9	18.3	15.3	15.9	16.2	16.9	18.2
x=4H y=8H	16.6	17.1	17.6	18.1	19.5	16.6	17.1	17.6	18.1	19.5
x=4H y=12H	17.8	18.3	18.8	19.4	20.7	17.8	18.4	18.8	19.4	20.7
x=8H y=4H	13.8	14.4	14.8	15.4	16.7	13.8	14.3	14.8	15.4	16.7
x=8H y=6H	16.4	16.9	17.4	17.9	19.2	16.3	16.8	17.3	17.8	19.2
x=8H y=8H	17.8	18.2	18.8	19.2	20.6	17.8	18.2	18.8	19.2	20.6
x=8H y=12H	19.2	19.6	20.2	20.6	22.0	19.2	19.6	20.3	20.7	22.0
x=12H y=4H	14.1	14.6	15.0	15.6	16.9	14.0	14.5	15.0	15.6	16.9
x=12H y=6H	16.7	17.1	17.7	18.2	19.5	16.7	17.1	17.7	18.1	19.5
x=12H y=8H	18.2	18.6	19.2	19.6	21.0	18.2	18.6	19.2	19.6	21.0

Luminaire

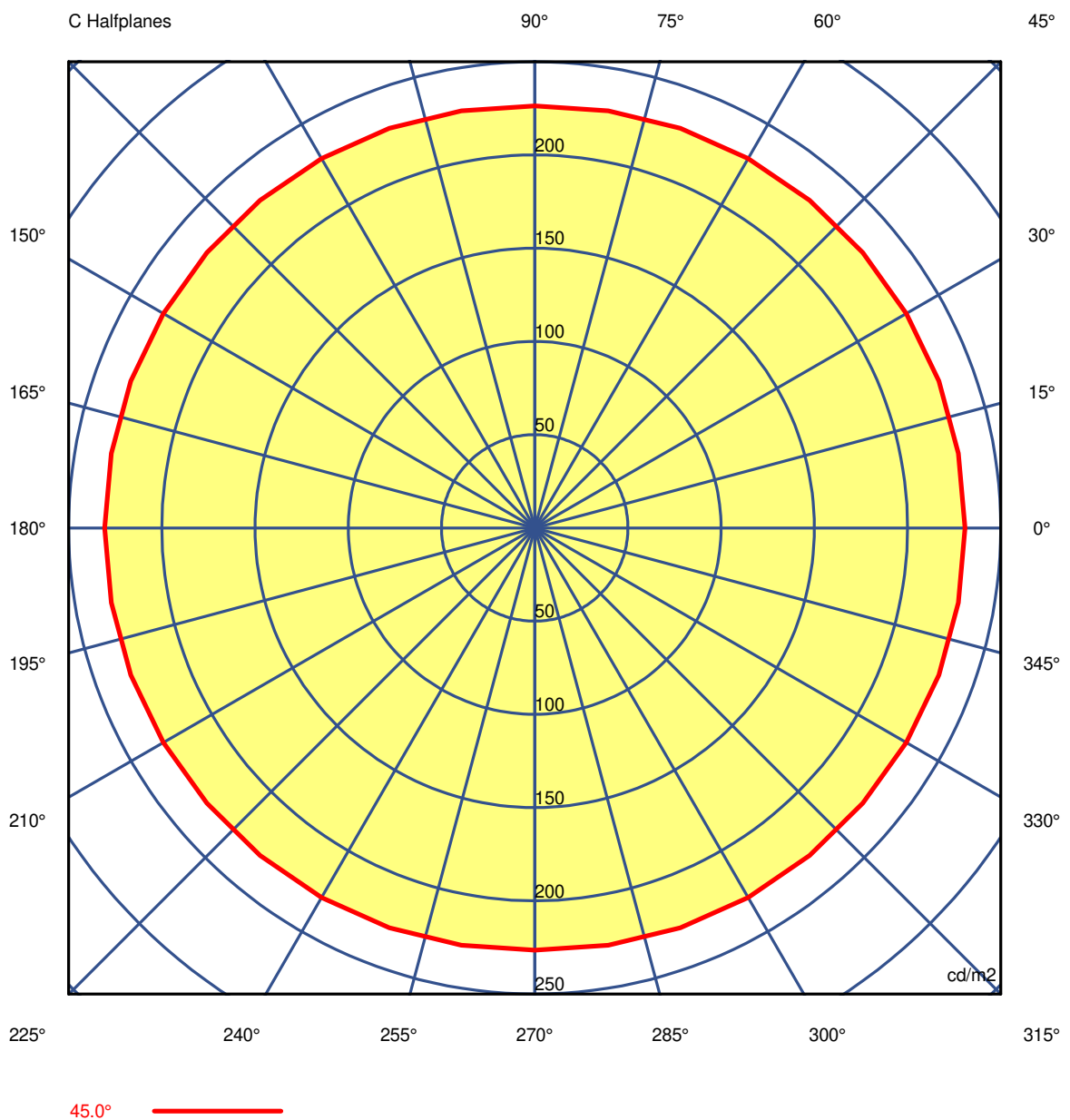
Code 90425L125
Name OREO V IN D1255 BLINE 930

Measurem.

Code 30/6/2023
Name OREO V IN D1255 BLINE 930

Luminaire Flux	2658 lm	Luminaire Power	50.0 W	Efficacy	53.151 lm/W	Efficiency	53.24%
Source Flux	4992 lm	Maximum value	57.90 cd/klm	Position	C=0.00 G=80.00	CG Double Symmetrical	

Luminance



Luminaire

Code 90425L125
Name OREO V IN D1255 BLINE 930

Measurem.

Code 30/6/2023
Name OREO V IN D1255 BLINE 930

Luminaire Flux	2658 lm	Luminaire Power	50.0 W	Efficacy	53.151 lm/W	Efficiency	53.24%
Source Flux	4992 lm	Maximum value	57.90 cd/klm	Position	C=0.00 G=80.00	CG	Double Symmetrical

Luminance cd/m2 Table 1/3

	C 0.00	C 10.00	C 20.00	C 30.00	C 40.00	C 50.00	C 60.00	C 70.00	C 80.00	C 90.00	C 100.00	C 110.00	C 120.00
G 0.0	21	20	20	21	20	20	20	20	20	21	20	20	20
G 5.0	27	27	27	27	27	27	27	26	26	27	26	26	27
G 10.0	42	42	42	42	42	42	42	41	41	42	41	41	42
G 15.0	60	60	60	60	60	60	59	59	59	59	59	59	59
G 20.0	81	81	81	81	80	80	80	79	79	79	79	79	80
G 25.0	104	104	104	104	104	103	103	102	102	102	102	102	103
G 30.0	130	130	129	129	129	129	128	127	127	127	127	127	128
G 35.0	158	158	158	158	158	158	157	156	155	155	155	156	157
G 40.0	191	191	191	191	191	191	190	189	189	188	189	189	190
G 45.0	231	231	231	230	230	229	229	228	227	226	227	228	229
G 50.0	278	278	277	277	277	277	276	275	274	273	274	275	276
G 55.0	337	337	336	336	335	335	334	333	332	331	332	333	334
G 60.0	411	411	410	409	409	408	407	407	406	405	406	407	407
G 65.0	510	509	508	506	506	506	505	505	504	502	504	505	505
G 70.0	648	648	647	645	644	644	644	643	642	641	642	643	644
G 75.0	862	865	864	862	861	860	859	859	858	856	858	859	859
G 80.0	1244	1243	1239	1235	1235	1234	1229	1227	1226	1225	1226	1227	1229
G 85.0	1976	2028	1988	1932	2011	2017	1943	1984	2005	1940	2005	1984	1943
G 90.0	5296	5125	5316	5549	4545	4298	4586	3379	2642	3226	2642	3379	4586

Luminaire

Code 90425L125
Name OREO V IN D1255 BLINE 930

Measurement

Code 30/6/2023
Name OREO V IN D1255 BLINE 930

Luminaire Flux	2658 lm		Luminaire Power		50.0 W		Efficacy		53.151 lm/W		Efficiency		53.24%	
Source Flux	4992 lm		Maximum value		57.90 cd/klm		Position		C=0.00 G=80.00		CG		Double Symmetrical	
Luminance cd/m2 Table 2/3														
	C 130.00	C 140.00	C 150.00	C 160.00	C 170.00	C 180.00	C 190.00	C 200.00	C 210.00	C 220.00	C 230.00	C 240.00	C 250.00	
G 0.0	20	20	21	20	20	21	20	20	21	20	20	20	20	
G 5.0	27	27	27	27	27	27	27	27	27	27	27	27	26	
G 10.0	42	42	42	42	42	42	42	42	42	42	42	42	41	
G 15.0	60	60	60	60	60	60	60	60	60	60	60	59	59	
G 20.0	80	80	81	81	81	81	81	81	81	80	80	80	79	
G 25.0	103	104	104	104	104	104	104	104	104	104	103	103	102	
G 30.0	129	129	129	129	130	130	130	129	129	129	129	128	127	
G 35.0	158	158	158	158	158	158	158	158	158	158	158	157	156	
G 40.0	191	191	191	191	191	191	191	191	191	191	191	190	189	
G 45.0	229	230	230	231	231	231	231	231	230	230	229	229	228	
G 50.0	277	277	277	277	278	278	278	277	277	277	277	276	275	
G 55.0	335	335	336	336	337	337	337	336	336	335	335	334	333	
G 60.0	408	409	409	410	411	411	411	410	409	409	408	407	407	
G 65.0	506	506	506	508	509	510	509	508	506	506	506	505	505	
G 70.0	644	644	645	647	648	648	648	647	645	644	644	644	643	
G 75.0	860	861	862	864	865	862	865	864	862	861	860	859	859	
G 80.0	1234	1235	1235	1239	1243	1244	1243	1239	1235	1235	1234	1229	1227	
G 85.0	2017	2011	1932	1988	2028	1976	2028	1988	1932	2011	2017	1943	1984	
G 90.0	4298	4545	5549	5316	5125	5296	5125	5316	5549	4545	4298	4586	3379	

Luminaire

Code 90425L125
Name OREO V IN D1255 BLINE 930

Measurem.

Code 30/6/2023
Name OREO V IN D1255 BLINE 930

Luminaire Flux	2658 lm	Luminaire Power	50.0 W	Efficacy	53.151 lm/W	Efficiency	53.24%
Source Flux	4992 lm	Maximum value	57.90 cd/klm	Position	C=0.00 G=80.00	CG	Double Symmetrical

Luminance cd/m2 Table 3/3

	C 260.00	C 270.00	C 280.00	C 290.00	C 300.00	C 310.00	C 320.00	C 330.00	C 340.00	C 350.00
G 0.0	20	21	20	20	20	20	20	21	20	20
G 5.0	26	27	26	26	27	27	27	27	27	27
G 10.0	41	42	41	41	42	42	42	42	42	42
G 15.0	59	59	59	59	59	60	60	60	60	60
G 20.0	79	79	79	79	80	80	80	81	81	81
G 25.0	102	102	102	102	103	103	104	104	104	104
G 30.0	127	127	127	127	128	129	129	129	129	130
G 35.0	155	155	155	156	157	158	158	158	158	158
G 40.0	189	188	189	189	190	191	191	191	191	191
G 45.0	227	226	227	228	229	229	230	230	231	231
G 50.0	274	273	274	275	276	277	277	277	277	278
G 55.0	332	331	332	333	334	335	335	336	336	337
G 60.0	406	405	406	407	407	408	409	409	410	411
G 65.0	504	502	504	505	505	506	506	506	508	509
G 70.0	642	641	642	643	644	644	644	645	647	648
G 75.0	858	856	858	859	859	860	861	862	864	865
G 80.0	1226	1225	1226	1227	1229	1234	1235	1235	1239	1243
G 85.0	2005	1940	2005	1984	1943	2017	2011	1932	1988	2028
G 90.0	2642	3226	2642	3379	4586	4298	4545	5549	5316	5125