

Luminaire

Code 90517+90500L007

Name REBA 50 EXT L1980+INT ASYM K3 830 HO

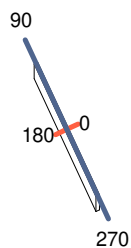
Measurem.

Code 6/7/2023

Name REBA 50 EXT L1980+INT ASYM K3 830 HO

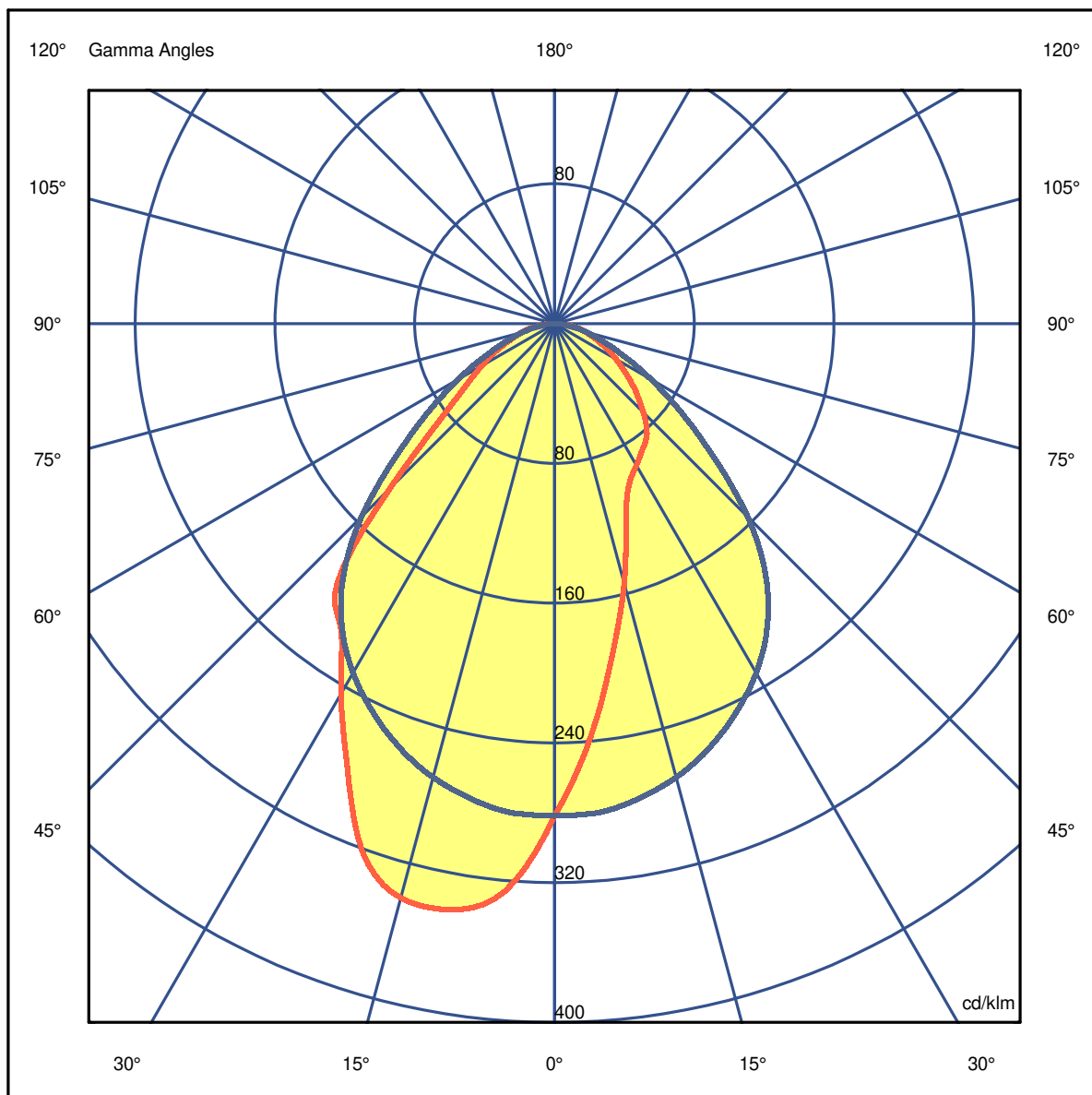
Luminaire Flux	4660 lm	Luminaire Power	52.2 W	Efficacy	89.341 lm/W	Efficiency	53.73%
Source Flux	8673 lm	Maximum value	341.90 cd/klm	Position	C=165.00 G=15.00	CG	Asymmetrical

1980mm x 50mm



C Halfplanes

180.0 ————— 0.0
270.0 ————— 90.0



Luminaire

Code 90517+90500L007

Name REBA 50 EXT L1980+INT ASYM K3 830 HO

Measurem.

Code 6/7/2023

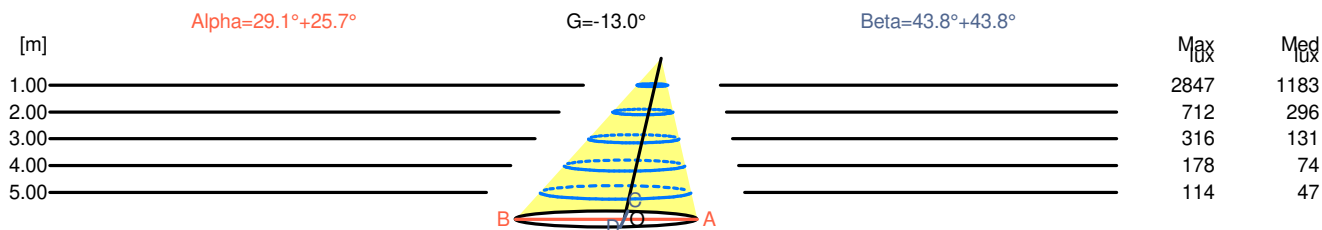
Name REBA 50 EXT L1980+INT ASYM K3 830 HO

Luminaire Flux	4660 lm	Luminaire Power	52.2 W	Efficacy	89.341 lm/W	Efficiency	53.73%
Source Flux	8673 lm	Maximum value	341.90 cd/klm	Position	C=165.00 G=15.00	CG Asymmetrical	

Width at 50.00 % of Max Intensity

H[m]	1.00	2.00	3.00	4.00	5.00	H[m]	1.00	2.00	3.00	4.00	5.00
OA	0.46	0.91	1.37	1.82	2.28	OC	0.98	1.97	2.95	3.94	4.92
OB	0.67	1.35	2.02	2.70	3.37	OD	0.98	1.97	2.95	3.94	4.92

	0	5	15	25	35	45	55	65	75	85
OA	2444.05	2059.84	1335.64	876.84	761.49	622.72	435.38	277.54	156.98	51.17
OB	2444.05	2828.27	2950.55	2434.51	1849.08	1155.24	541.20	317.43	170.86	62.45
OC	2444.05	2437.98	2331.30	2130.96	1840.41	1354.72	767.56	380.74	164.79	40.76
OD	2444.05	2437.98	2331.30	2130.96	1840.41	1354.72	767.56	380.74	164.79	40.76



H[m]	D[m]	Max lux	Med lux	Alpha=29.1°+25.7°	G=-13.0	
1.00	1.13	2847	1183			
2.00	2.26	712	296			
3.00	3.39	316	131			
4.00	4.52	178	74			
5.00	5.65	114	47			

H[m]	D[m]	Max lux	Med lux	Beta=43.8°+43.8°	G=0.0	
1.00	1.97	2847	1183			
2.00	3.94	712	296			
3.00	5.91	316	131			
4.00	7.87	178	74			
5.00	9.84	114	47			

Luminaire

Code 90517+90500L007

Name REBA 50 EXT L1980+INT ASYM K3 830 HO

Measurem.

Code 6/7/2023

Name REBA 50 EXT L1980+INT ASYM K3 830 HO

Luminaire Flux	4660 lm	Luminaire Power	52.2 W	Efficacy	89.341 lm/W	Efficiency	53.73%
Source Flux	8673 lm	Maximum value	341.90 cd/klm	Position	C=165.00 G=15.00	CG	Asymmetrical

UGR
S = 0.250

Reflectancies										
Ceiling/Cavity	0.7	0.7	0.5	0.5	0.3	0.7	0.7	0.5	0.5	0.3
Walls	0.5	0.3	0.5	0.3	0.3	0.5	0.3	0.5	0.3	0.3
Working Plane	0.2	0.2	0.2	0.2	0.2	0.2	0.2	0.2	0.2	0.2
Room Dimensions	Lateral View					Viewed Endwise				
x=2H y=2H	17.8	18.9	18.0	19.1	19.3	20.1	21.2	20.3	21.4	21.6
x=2H y=3H	18.1	19.1	18.4	19.4	19.6	20.7	21.7	21.0	22.0	22.2
x=2H y=4H	18.2	19.2	18.5	19.4	19.7	20.9	21.9	21.3	22.2	22.4
x=2H y=6H	18.3	19.2	18.6	19.5	19.8	21.1	22.0	21.4	22.3	22.6
x=2H y=8H	18.3	19.1	18.6	19.5	19.8	21.1	22.0	21.5	22.3	22.6
x=2H y=12H	18.3	19.1	18.7	19.4	19.8	21.1	22.0	21.5	22.3	22.6
x=4H y=2H	18.1	19.1	18.5	19.3	19.6	20.0	21.0	20.4	21.3	21.6
x=4H y=3H	18.6	19.4	18.9	19.7	20.1	20.8	21.6	21.2	22.0	22.3
x=4H y=4H	18.8	19.5	19.1	19.8	20.2	21.1	21.8	21.5	22.2	22.5
x=4H y=6H	18.9	19.5	19.3	19.9	20.3	21.3	22.0	21.8	22.3	22.7
x=4H y=8H	18.9	19.5	19.4	19.9	20.3	21.4	22.0	21.8	22.4	22.8
x=4H y=12H	18.9	19.5	19.4	19.9	20.3	21.4	22.0	21.9	22.4	22.8
x=8H y=4H	18.8	19.4	19.3	19.8	20.2	21.1	21.6	21.5	22.0	22.4
x=8H y=6H	19.0	19.5	19.5	19.9	20.4	21.4	21.8	21.8	22.2	22.7
x=8H y=8H	19.1	19.5	19.6	20.0	20.5	21.5	21.9	21.9	22.3	22.8
x=8H y=12H	19.1	19.5	19.6	19.9	20.5	21.5	21.8	22.0	22.3	22.8
x=12H y=4H	18.8	19.4	19.3	19.8	20.2	21.0	21.6	21.5	22.0	22.4
x=12H y=6H	19.1	19.5	19.5	19.9	20.4	21.4	21.8	21.8	22.2	22.7
x=12H y=8H	19.1	19.5	19.6	19.9	20.4	21.4	21.8	21.9	22.2	22.7

Luminaire

Code 90517+90500L007

Name REBA 50 EXT L1980+INT ASYM K3 830 HO

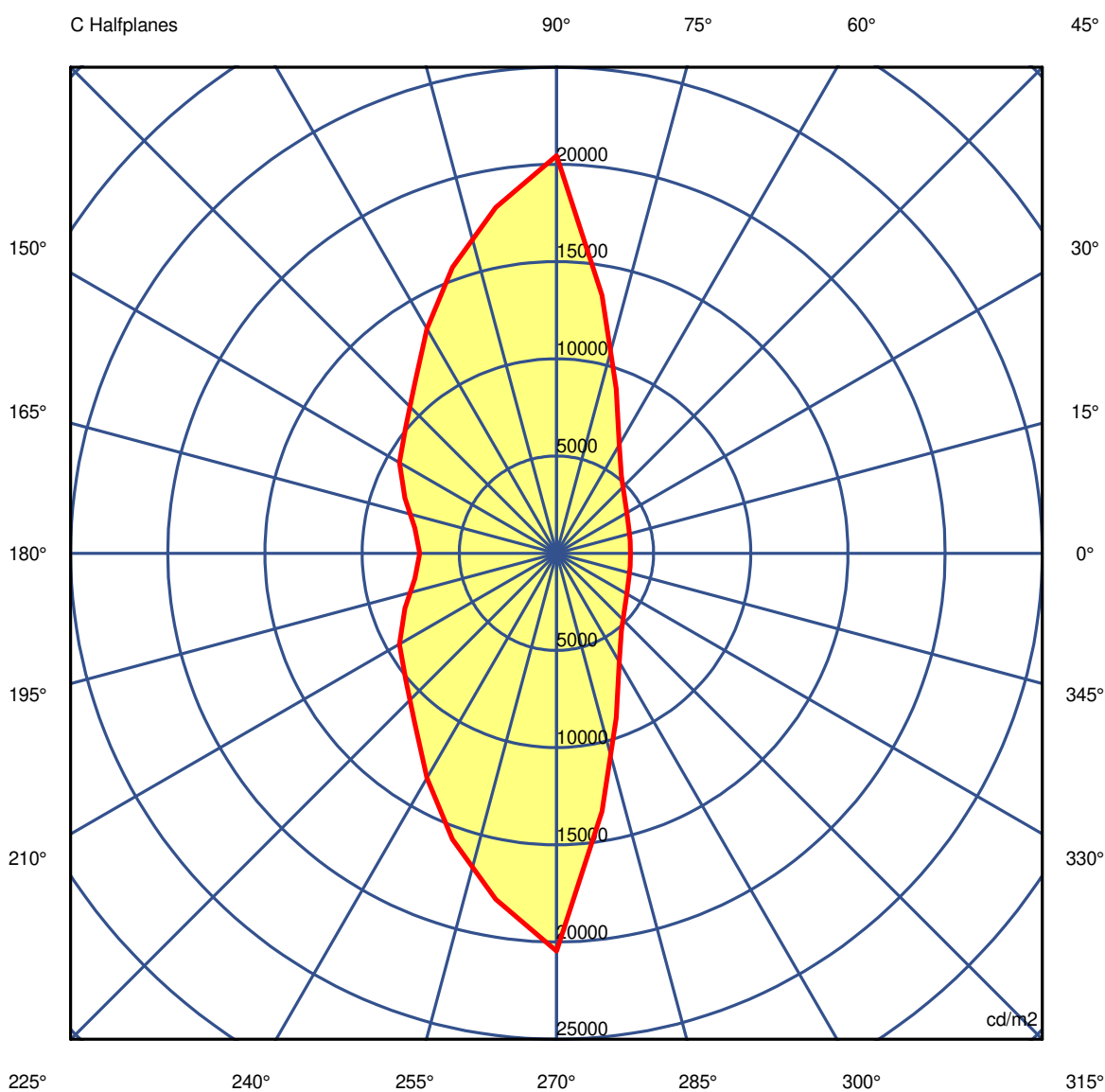
Measurem.

Code 6/7/2023

Name REBA 50 EXT L1980+INT ASYM K3 830 HO

Luminaire Flux	4660 lm	Luminaire Power	52.2 W	Efficacy	89.341 lm/W	Efficiency	53.73%
Source Flux	8673 lm	Maximum value	341.90 cd/klm	Position	C=165.00 G=15.00	CG	Asymmetrical

Luminance



45.0°

Luminaire

Code 90517+90500L007

Name REBA 50 EXT L1980+INT ASYM K3 830 HO

Measurem.

Code 6/7/2023

Name REBA 50 EXT L1980+INT ASYM K3 830 HO

Luminaire Flux	4660 lm		Luminaire Power		52.2 W		Efficacy		89.341 lm/W		Efficiency		53.73%	
Source Flux	8673 lm		Maximum value		341.90 cd/klm		Position		C=165.00 G=15.00		CG		Asymmetrical	
Luminance cd/m2 Table 1/3														
	C 0.00	C 10.00	C 20.00	C 30.00	C 40.00	C 50.00	C 60.00	C 70.00	C 80.00	C 90.00	C 100.00	C 110.00	C 120.00	
G 0.0	27053	27053	27053	27053	27053	27053	27053	27053	27053	27053	27053	27053	27053	
G 5.0	20130	20190	20436	20896	21525	22321	23299	24460	25712	27002	27045	27230	27500	
G 10.0	14637	14778	15217	15985	16978	18280	19938	21910	24162	26742	27036	27346	27473	
G 15.0	10783	10931	11356	12132	13254	14851	16978	19578	22673	26455	26926	27032	26588	
G 20.0	7777	7935	8373	9208	10465	12138	14382	17466	21277	26071	26592	26318	25217	
G 25.0	6191	6286	6544	7108	8169	9838	12245	15555	19860	25588	25902	25196	23569	
G 30.0	5456	5529	5719	6083	6755	8106	10413	13793	18482	25054	25033	23683	21346	
G 35.0	4909	4971	5120	5424	6006	6975	8762	12105	17145	24246	23454	21468	18741	
G 40.0	4453	4481	4598	4814	5272	6065	7601	10630	15599	22869	21000	18624	16095	
G 45.0	3800	3841	3953	4169	4558	5199	6443	8996	13474	20456	18065	15659	13349	
G 50.0	3169	3189	3273	3437	3736	4316	5343	7115	10647	17043	14617	12296	10323	
G 55.0	2597	2593	2706	2910	3151	3575	4380	5697	8509	14075	11423	9274	7506	
G 60.0	2101	2056	2198	2460	2633	2941	3560	4571	6791	11500	8641	6837	5488	
G 65.0	1668	1630	1728	1917	2063	2353	2870	3616	5201	9245	6414	4896	3887	
G 70.0	1297	1309	1382	1517	1625	1838	2220	2772	3988	7446	4682	3452	2714	
G 75.0	981	998	1060	1150	1234	1399	1699	2138	3125	6199	3406	2435	1919	
G 80.0	700	707	755	843	890	996	1210	1557	2273	5080	2387	1645	1259	
G 85.0	344	348	364	396	443	511	620	822	1242	3648	1271	865	673	
G 90.0	117	142	157	161	166	173	189	231	301	1833	374	334	318	

Luminaire

Code 90517+90500L007

Name REBA 50 EXT L1980+INT ASYM K3 830 HO

Measurem.

Code 6/7/2023

Name REBA 50 EXT L1980+INT ASYM K3 830 HO

Luminaire Flux	4660 lm	Luminaire Power	52.2 W	Efficacy	89.341 lm/W	Efficiency	53.73%
Source Flux	8673 lm	Maximum value	341.90 cd/klm	Position	C=165.00 G=15.00	CG	Asymmetrical

Luminance cd/m2 Table 2/3

	C 130.00	C 140.00	C 150.00	C 160.00	C 170.00	C 180.00	C 190.00	C 200.00	C 210.00	C 220.00	C 230.00	C 240.00	C 250.00
G 0.0	27053	27053	27053	27053	27053	27053	27053	27053	27053	27053	27053	27053	27053
G 5.0	27657	27698	27701	27729	27672	27640	27693	27729	27701	27698	27657	27500	27230
G 10.0	27261	26844	26468	26315	26147	26013	26147	26315	26468	26844	27261	27473	27346
G 15.0	25852	25112	24568	24268	23991	23821	23991	24268	24568	25112	25852	26588	27032
G 20.0	24108	23048	22202	21669	21198	20924	21198	21669	22202	23048	24108	25217	26318
G 25.0	22007	20528	19201	18231	17511	17188	17511	18231	19201	20528	22007	23569	25196
G 30.0	19306	17429	15881	15076	14540	14249	14540	15076	15881	17429	19306	21346	23683
G 35.0	16464	14669	13332	12517	12068	11921	12068	12517	13332	14669	16464	18741	21468
G 40.0	13929	12288	11311	11000	10722	10482	10722	11000	11311	12288	13929	16095	18624
G 45.0	11357	10129	9339	8314	7409	7050	7409	8314	9339	10129	11357	13349	15659
G 50.0	8903	7397	5935	5102	4642	4451	4642	5102	5935	7397	8903	10323	12296
G 55.0	6116	4913	3995	3564	3338	3228	3338	3564	3995	4913	6116	7506	9274
G 60.0	4292	3441	2960	2704	2549	2483	2549	2704	2960	3441	4292	5488	6837
G 65.0	3035	2474	2193	2044	1949	1908	1949	2044	2193	2474	3035	3887	4896
G 70.0	2126	1805	1640	1539	1468	1430	1468	1539	1640	1805	2126	2714	3452
G 75.0	1530	1316	1229	1151	1090	1068	1090	1151	1229	1316	1530	1919	2435
G 80.0	1037	920	855	795	749	733	749	795	855	920	1037	1259	1645
G 85.0	568	516	488	458	431	420	431	458	488	516	568	673	865
G 90.0	314	312	307	299	279	264	279	299	307	312	314	318	334

Luminaire

Code 90517+90500L007

Name REBA 50 EXT L1980+INT ASYM K3 830 HO

Measurem.

Code 6/7/2023

Name REBA 50 EXT L1980+INT ASYM K3 830 HO

Luminaire Flux	4660 lm	Luminaire Power	52.2 W	Efficacy	89.341 lm/W	Efficiency	53.73%
Source Flux	8673 lm	Maximum value	341.90 cd/klm	Position	C=165.00 G=15.00	CG Asymmetrical	

Luminance cd/m2 Table 3/3

	C 260.00	C 270.00	C 280.00	C 290.00	C 300.00	C 310.00	C 320.00	C 330.00	C 340.00	C 350.00
G 0.0	27053	27053	27053	27053	27053	27053	27053	27053	27053	27053
G 5.0	27045	27002	25712	24460	23299	22321	21525	20896	20436	20190
G 10.0	27036	26742	24162	21910	19938	18280	16978	15985	15217	14778
G 15.0	26926	26455	22673	19578	16978	14851	13254	12132	11356	10931
G 20.0	26592	26071	21277	17466	14382	12138	10465	9208	8373	7935
G 25.0	25902	25588	19860	15555	12245	9838	8169	7108	6544	6286
G 30.0	25033	25054	18482	13793	10413	8106	6755	6083	5719	5529
G 35.0	23454	24246	17145	12105	8762	6975	6006	5424	5120	4971
G 40.0	21000	22869	15599	10630	7601	6065	5272	4814	4598	4481
G 45.0	18065	20456	13474	8996	6443	5199	4558	4169	3953	3841
G 50.0	14617	17043	10647	7115	5343	4316	3736	3437	3275	3189
G 55.0	11423	14075	8509	5697	4380	3575	3151	2910	2706	2593
G 60.0	8641	11500	6791	4571	3560	2941	2633	2460	2198	2056
G 65.0	6414	9245	5201	3616	2870	2353	2063	1917	1728	1630
G 70.0	4682	7446	3988	2772	2220	1838	1625	1517	1382	1309
G 75.0	3406	6199	3125	2138	1699	1399	1234	1150	1060	998
G 80.0	2387	5080	2273	1557	1210	996	890	843	755	707
G 85.0	1271	3648	1242	822	620	511	443	396	364	348
G 90.0	374	1833	301	231	189	173	166	161	157	142