

Luminaire

Code 90542L018-49

Name CONCEPT LINEA 35 D/I L2529 BFLEX 830 SRT

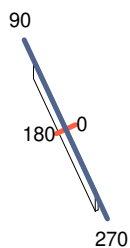
Measur.

Code 31/7/2023

Name CONCEPT LINEA 35 D/I L2529 BFLEX 830 SRT

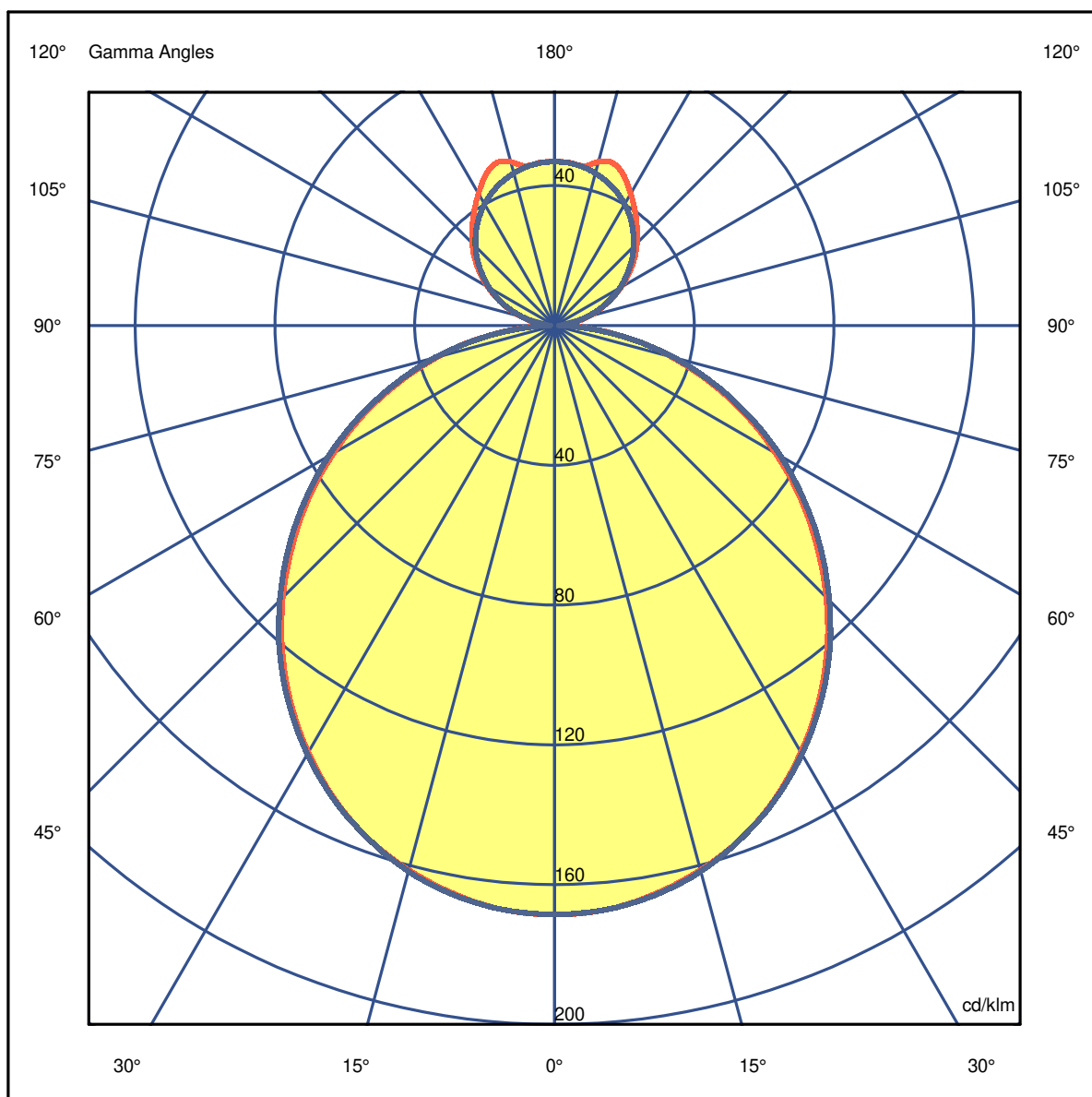
Luminaire Flux	9275 lm	Luminaire Power	93.6 W	Efficacy	99.111 lm/W	Efficiency	63.40%
Source Flux	14628 lm	Maximum value	168.60 cd/klm	Position	C=0.00 G=0.00	CG	Double Symmetrical

2529mm x 55mm



C Halfplanes

180.0 — 0.0
270.0 — 90.0



Luminaire

Code 90542L018-49
Name CONCEPT LINEA 35 D/I L2529 BFLEX 830 SRT

Measurem.

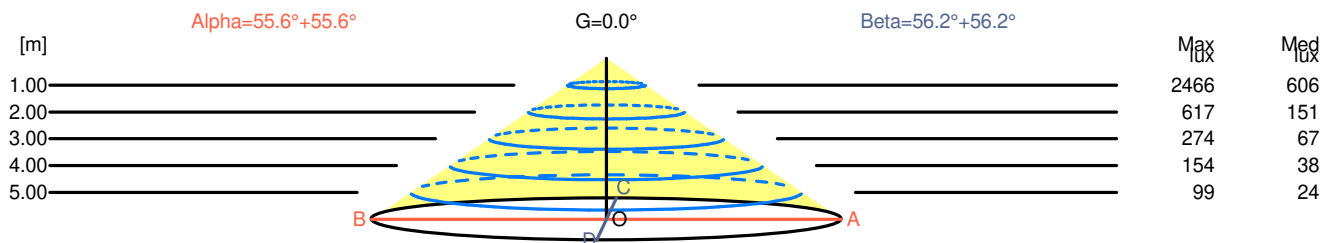
Code 31/7/2023
Name CONCEPT LINEA 35 D/I L2529 BFLEX 830 SRT

Luminaire Flux	9275 lm	Luminaire Power	93.6 W	Efficacy	99.111 lm/W	Efficiency	63.40%
Source Flux	14628 lm	Maximum value	168.60 cd/klm	Position	C=0.00 G=0.00	CG	Double Symmetrical

Width at 50.00 % of Max Intensity

H[m]	1.00	2.00	3.00	4.00	5.00	H[m]	1.00	2.00	3.00	4.00	5.00
OA	1.46	2.92	4.38	5.84	7.30	OC	1.49	2.98	4.47	5.97	7.46
OB	1.46	2.92	4.38	5.84	7.30	OD	1.49	2.98	4.47	5.97	7.46

	0	5	15	25	35	45	55	65	75	85
OA	2466.28	2454.58	2359.50	2185.42	1926.51	1609.08	1255.08	883.53	509.05	153.59
OB	2466.28	2454.58	2359.50	2185.42	1926.51	1609.08	1255.08	883.53	509.05	153.59
OC	2466.28	2454.58	2365.35	2188.35	1938.21	1626.63	1275.56	901.08	517.83	141.89
OD	2466.28	2454.58	2365.35	2188.35	1938.21	1626.63	1275.56	901.08	517.83	141.89



H[m]	D[m]	Max lux	Med lux	Alpha=55.6°+55.6°	G=0.0
1.00	2.92	2466	606		
2.00	5.84	617	151		
3.00	8.76	274	67		
4.00	11.68	154	38		
5.00	14.60	99	24		

H[m]	D[m]	Max lux	Med lux	Beta=56.2°+56.2°	G=0.0
1.00	2.98	2466	606		
2.00	5.97	617	151		
3.00	8.95	274	67		
4.00	11.93	154	38		
5.00	14.92	99	24		

Luminaire

Code 90542L018-49
Name CONCEPT LINEA 35 D/I L2529 BFLEX 830 SRT

Measurem.

Code 31/7/2023
Name CONCEPT LINEA 35 D/I L2529 BFLEX 830 SRT

Luminaire Flux	9275 lm	Luminaire Power	93.6 W	Efficacy	99.111 lm/W	Efficiency	63.40%
Source Flux	14628 lm	Maximum value	168.60 cd/klm	Position	C=0.00 G=0.00	CG	Double Symmetrical

UGR
S = 0.250

Reflectancies										
Ceiling/Cavity	0.7	0.7	0.5	0.5	0.3	0.7	0.7	0.5	0.5	0.3
Walls	0.5	0.3	0.5	0.3	0.3	0.5	0.3	0.5	0.3	0.3
Working Plane	0.2	0.2	0.2	0.2	0.2	0.2	0.2	0.2	0.2	0.2
Room Dimensions										
Room Dimensions	Lateral View					Viewed Endwise				
x=2H y=2H	18.6	19.7	19.2	20.3	20.9	21.1	22.1	21.7	22.7	23.4
x=2H y=3H	19.6	20.6	20.3	21.2	21.9	22.7	23.6	23.3	24.2	25.0
x=2H y=4H	20.0	20.9	20.6	21.5	22.2	23.3	24.2	24.0	24.9	25.6
x=2H y=6H	20.2	21.0	20.8	21.6	22.4	23.8	24.6	24.5	25.3	26.1
x=2H y=8H	20.2	21.0	20.9	21.6	22.4	24.0	24.8	24.6	25.4	26.2
x=2H y=12H	20.2	20.9	20.9	21.6	22.4	24.1	24.8	24.8	25.5	26.3
x=4H y=2H	19.2	20.1	19.9	20.7	21.5	21.3	22.1	21.9	22.8	23.5
x=4H y=3H	20.4	21.1	21.1	21.8	22.6	22.9	23.7	23.6	24.3	25.1
x=4H y=4H	20.8	21.5	21.5	22.1	23.0	23.7	24.3	24.4	25.0	25.8
x=4H y=6H	21.1	21.6	21.8	22.4	23.2	24.2	24.8	25.0	25.5	26.4
x=4H y=8H	21.1	21.7	21.9	22.4	23.3	24.4	25.0	25.2	25.7	26.6
x=4H y=12H	21.1	21.6	21.9	22.4	23.2	24.5	25.0	25.3	25.8	26.7
x=8H y=4H	21.0	21.5	21.8	22.3	23.1	23.7	24.2	24.4	24.9	25.8
x=8H y=6H	21.4	21.8	22.1	22.6	23.5	24.3	24.7	25.1	25.5	26.4
x=8H y=8H	21.5	21.8	22.3	22.6	23.5	24.5	24.9	25.3	25.7	26.6
x=8H y=12H	21.5	21.8	22.3	22.6	23.6	24.7	25.0	25.5	25.8	26.8
x=12H y=4H	21.0	21.5	21.8	22.2	23.1	23.6	24.1	24.4	24.8	25.7
x=12H y=6H	21.4	21.8	22.2	22.5	23.5	24.3	24.6	25.0	25.4	26.3
x=12H y=8H	21.5	21.8	22.3	22.6	23.6	24.5	24.8	25.3	25.6	26.6

Luminaire

Code 90542L018-49

Name CONCEPT LINEA 35 D/I L2529 BFLEX 830 SRT

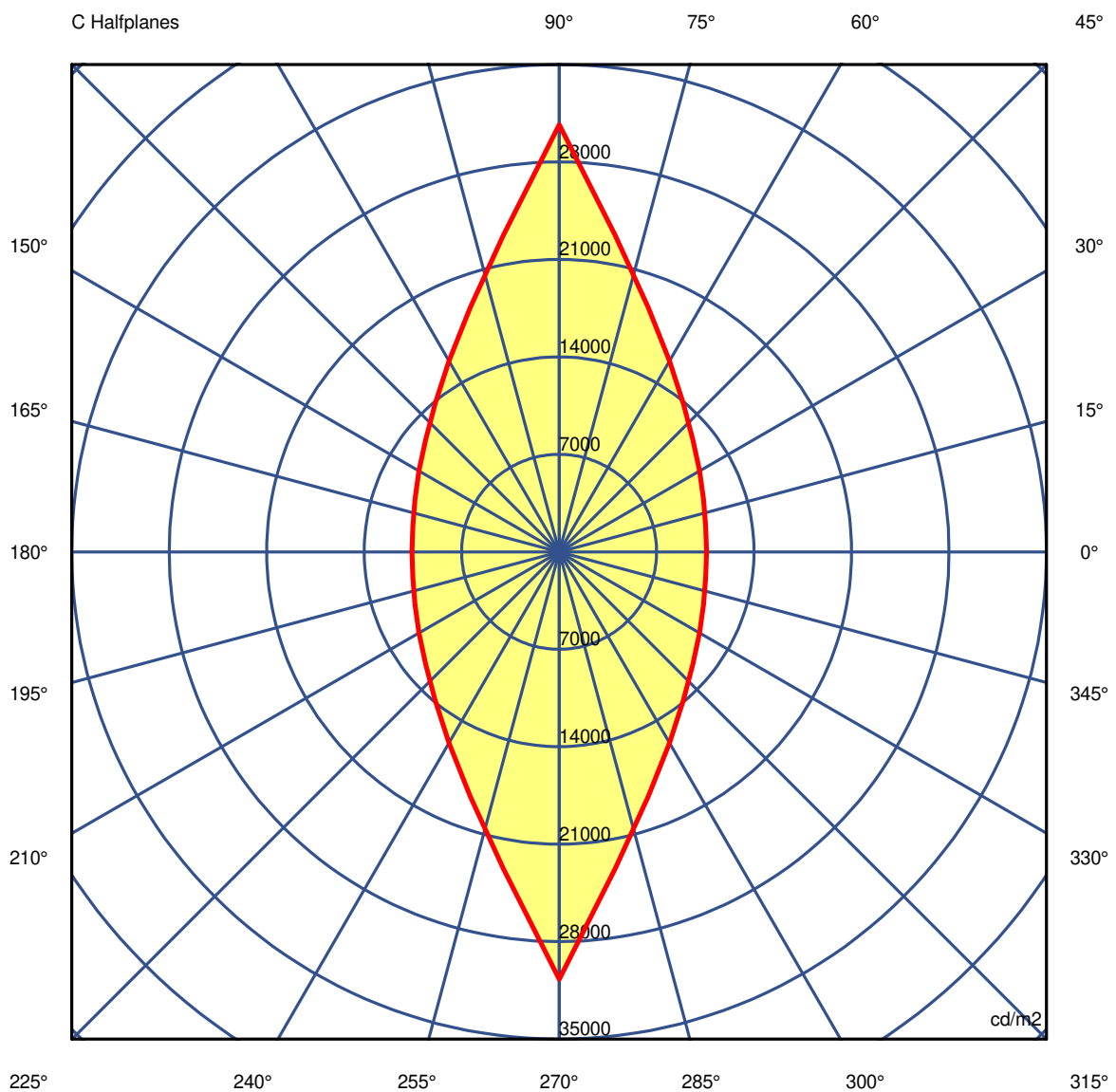
Measurem.

Code 31/7/2023

Name CONCEPT LINEA 35 D/I L2529 BFLEX 830 SRT

Luminaire Flux	9275 lm	Luminaire Power	93.6 W	Efficacy	99.111 lm/W	Efficiency	63.40%
Source Flux	14628 lm	Maximum value	168.60 cd/klm	Position	C=0.00 G=0.00	CG	Double Symmetrical

Luminance



Luminaire

Code 90542L018-49

Name CONCEPT LINEA 35 D/I L2529 BFLEX 830 SRT

Measurem.

Code 31/7/2023

Name CONCEPT LINEA 35 D/I L2529 BFLEX 830 SRT

Luminaire Flux	9275 lm		Luminaire Power		93.6 W		Efficacy		99.111 lm/W		Efficiency		63.40%	
Source Flux	14628 lm		Maximum value		168.60 cd/klm		Position		C=0.00 G=0.00		CG		Double Symmetrical	
Luminance cd/m2														
Table 1/3														
	C 0.00	C 10.00	C 20.00	C 30.00	C 40.00	C 50.00	C 60.00	C 70.00	C 80.00	C 90.00	C 100.00	C 110.00	C 120.00	
G 0.0	33628	33628	33628	33628	33628	33628	33628	33628	33628	33628	33628	33628	33628	
G 5.0	28740	28813	28983	29266	29705	30269	30931	31691	32561	33531	32561	31691	30931	
G 10.0	24959	25055	25337	25815	26500	27406	28542	29892	31501	33388	31501	29892	28542	
G 15.0	21949	22049	22385	22967	23802	24935	26402	28205	30440	33192	30440	28205	26402	
G 20.0	19470	19576	19926	20532	21447	22716	24391	26549	29325	32889	29325	26549	24391	
G 25.0	17300	17416	17793	18444	19392	20711	22517	24969	28223	32586	28223	24969	22517	
G 30.0	15355	15466	15849	16526	17524	18891	20762	23378	27027	32200	27027	23378	20762	
G 35.0	13633	13743	14109	14763	15757	17158	19096	21816	25774	31769	25774	21816	19096	
G 40.0	12053	12156	12510	13145	14103	15500	17479	20266	24478	31287	24478	20266	17479	
G 45.0	10586	10685	11020	11626	12530	13880	15847	18679	23112	30686	23112	18679	15847	
G 50.0	9211	9306	9622	10188	11054	12337	14219	17036	21632	30080	21632	17036	14219	
G 55.0	7940	8024	8307	8826	9612	10798	12601	15402	20118	29393	20118	15402	12601	
G 60.0	6712	6791	7048	7508	8218	9304	10984	13679	18429	28659	18429	13679	10984	
G 65.0	5545	5616	5836	6234	6866	7846	9373	11860	16500	27754	16500	11860	9373	
G 70.0	4384	4453	4637	4966	5504	6333	7649	9922	14368	26606	14368	9922	7649	
G 75.0	3268	3317	3468	3735	4147	4796	5868	7784	11801	25198	11801	7784	5868	
G 80.0	2153	2191	2299	2483	2765	3227	4012	5432	8624	22654	8624	5432	4012	
G 85.0	1041	1065	1138	1244	1349	1563	1998	2774	4627	17715	4627	2774	1998	
G 90.0	382	421	478	509	452	470	587	685	984	13511	984	685	587	

Luminaire

Code 90542L018-49

Name CONCEPT LINEA 35 D/I L2529 BFLEX 830 SRT

Measurem.

Code 31/7/2023

Name CONCEPT LINEA 35 D/I L2529 BFLEX 830 SRT

Luminaire Flux	9275 lm		Luminaire Power		93.6 W		Efficacy		99.111 lm/W		Efficiency		63.40%	
Source Flux	14628 lm		Maximum value		168.60 cd/klm		Position		C=0.00 G=0.00		CG		Double Symmetrical	
Luminance cd/m2														
Table 2/3														
	C 130.00	C 140.00	C 150.00	C 160.00	C 170.00	C 180.00	C 190.00	C 200.00	C 210.00	C 220.00	C 230.00	C 240.00	C 250.00	
G 0.0	33628	33628	33628	33628	33628	33628	33628	33628	33628	33628	33628	33628	33628	
G 5.0	30269	29705	29266	28983	28813	28740	28813	28983	29266	29705	30269	30931	31691	
G 10.0	27406	26500	25815	25337	25055	24959	25055	25337	25815	26500	27406	28542	29892	
G 15.0	24935	23802	22967	22385	22049	21949	22049	22385	22967	23802	24935	26402	28205	
G 20.0	22716	21447	20532	19926	19576	19470	19576	19926	20532	21447	22716	24391	26549	
G 25.0	20711	19392	18444	17793	17416	17300	17416	17793	18444	19392	20711	22517	24969	
G 30.0	18891	17524	16526	15849	15466	15355	15466	15849	16526	17524	18891	20762	23378	
G 35.0	17158	15757	14763	14109	13743	13633	13743	14109	14763	15757	17158	19096	21816	
G 40.0	15500	14103	13145	12510	12156	12053	12156	12510	13145	14103	15500	17479	20266	
G 45.0	13880	12530	11626	11020	10685	10586	10685	11020	11626	12530	13880	15847	18679	
G 50.0	12337	11054	10188	9622	9306	9211	9306	9622	10188	11054	12337	14219	17036	
G 55.0	10798	9612	8826	8307	8024	7940	8024	8307	8826	9612	10798	12601	15402	
G 60.0	9304	8218	7508	7048	6791	6712	6791	7048	7508	8218	9304	10984	13679	
G 65.0	7846	6866	6234	5836	5616	5545	5616	5836	6234	6866	7846	9373	11860	
G 70.0	6333	5504	4966	4637	4453	4384	4453	4637	4966	5504	6333	7649	9922	
G 75.0	4796	4147	3735	3468	3317	3268	3317	3468	3735	4147	4796	5868	7784	
G 80.0	3227	2765	2483	2299	2191	2153	2191	2299	2483	2765	3227	4012	5432	
G 85.0	1563	1349	1244	1138	1065	1041	1065	1138	1244	1349	1563	1998	2774	
G 90.0	470	452	509	478	421	382	421	478	509	452	470	587	685	

Luminaire

Code 90542L018-49

Name CONCEPT LINEA 35 D/I L2529 BFLEX 830 SRT

Measurem.

Code 31/7/2023

Name CONCEPT LINEA 35 D/I L2529 BFLEX 830 SRT

Luminaire Flux	9275 lm	Luminaire Power	93.6 W	Efficacy	99.111 lm/W	Efficiency	63.40%
Source Flux	14628 lm	Maximum value	168.60 cd/klm	Position	C=0.00 G=0.00	CG Double Symmetrical	

Luminance cd/m2 Table 3/3

	C 260.00	C 270.00	C 280.00	C 290.00	C 300.00	C 310.00	C 320.00	C 330.00	C 340.00	C 350.00
G 0.0	33628	33628	33628	33628	33628	33628	33628	33628	33628	33628
G 5.0	32561	33531	32561	31691	30931	30269	29705	29266	28983	28813
G 10.0	31501	33388	31501	29892	28542	27406	26500	25815	25337	25055
G 15.0	30440	33192	30440	28205	26402	24935	23802	22967	22385	22049
G 20.0	29325	32889	29325	26549	24391	22716	21447	20532	19926	19576
G 25.0	28223	32586	28223	24969	22517	20711	19392	18444	17793	17416
G 30.0	27027	32200	27027	23378	20762	18891	17524	16526	15849	15466
G 35.0	25774	31769	25774	21816	19096	17158	15757	14763	14109	13743
G 40.0	24478	31287	24478	20266	17479	15500	14103	13145	12510	12156
G 45.0	23112	30686	23112	18679	15847	13880	12530	11626	11020	10685
G 50.0	21632	30080	21632	17036	14219	12337	11054	10188	9622	9306
G 55.0	20118	29393	20118	15402	12601	10798	9612	8826	8307	8024
G 60.0	18429	28659	18429	13679	10984	9304	8218	7508	7048	6791
G 65.0	16500	27754	16500	11860	9373	7846	6866	6234	5836	5616
G 70.0	14368	26606	14368	9922	7649	6333	5504	4966	4637	4453
G 75.0	11801	25198	11801	7784	5868	4796	4147	3735	3468	3317
G 80.0	8624	22654	8624	5432	4012	3227	2765	2483	2299	2191
G 85.0	4627	17715	4627	2774	1998	1563	1349	1244	1138	1065
G 90.0	984	13511	984	685	587	470	452	509	478	421