

**Luminaire**

Code 90569L015

Name VEGA SQ IP /E Q100 LIGHT+ 940 HO

**Measurem.**

Code 10/2/2023

Name VEGA SQ IP /E Q100 LIGHT+ 940 HO

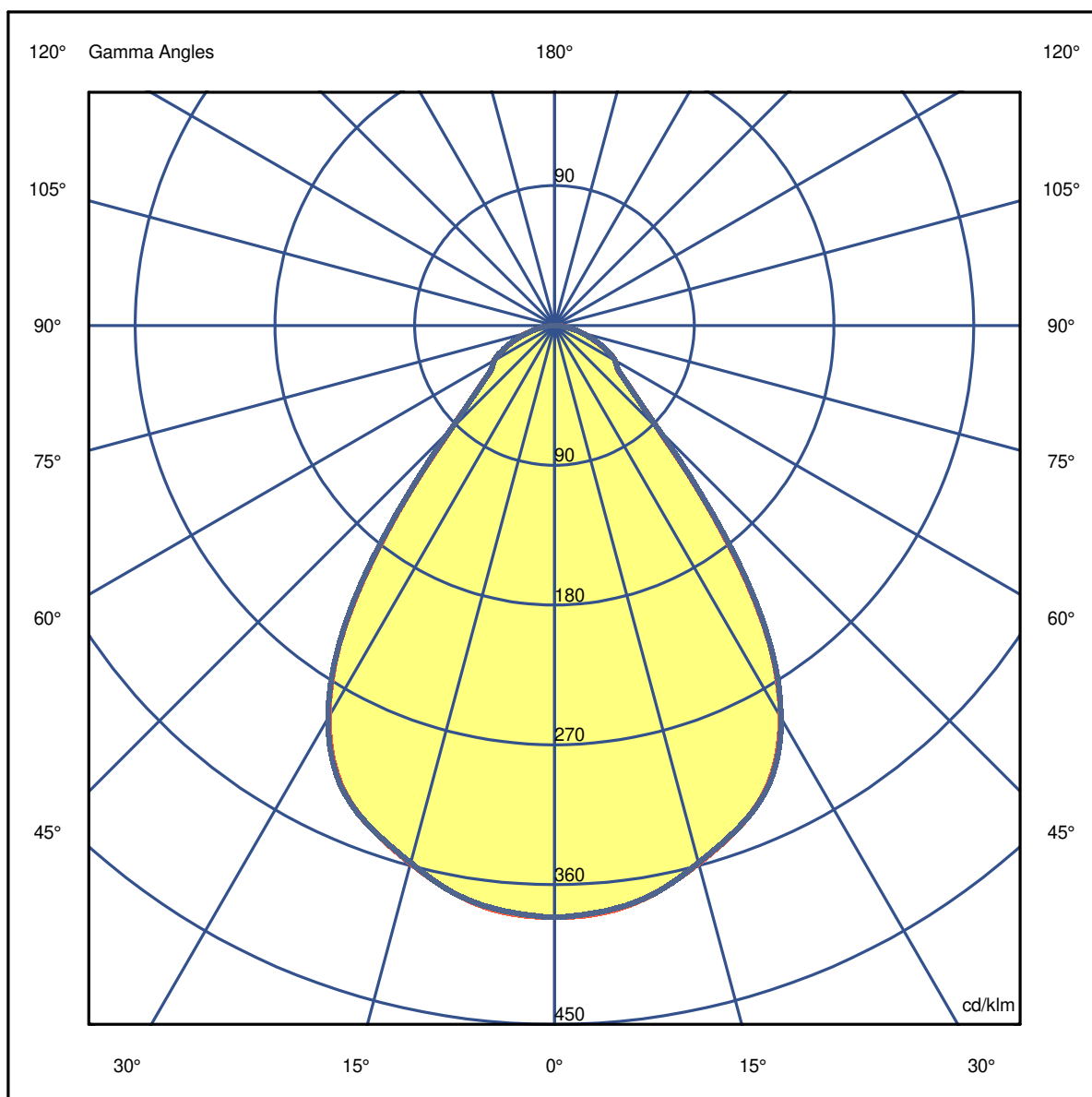
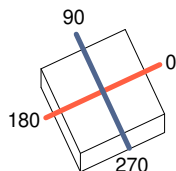
Luminaire Flux	1151 lm	Luminaire Power	11.8 W	Efficacy	97.846 lm/W	Efficiency	64.90%
Source Flux	1773 lm	Maximum value	381.10 cd/klm	Position	C=0.00 G=0.00	CG	Double Symmetrical

100mm x 100mm

C Halfplanes

180.0 ————— 0.0

270.0 ————— 90.0



**Luminaire**

Code 90569L015  
Name VEGA SQ IP /E Q100 LIGHT+ 940 HO

**Measurem.**

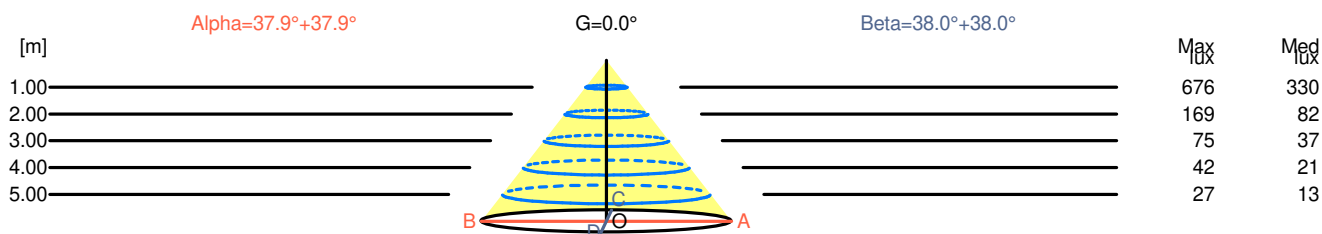
Code 10/2/2023  
Name VEGA SQ IP /E Q100 LIGHT+ 940 HO

Luminaire Flux	1151 lm	Luminaire Power	11.8 W	Efficacy	97.846 lm/W	Efficiency	64.90%
Source Flux	1773 lm	Maximum value	381.10 cd/klm	Position	C=0.00 G=0.00	CG	Double Symmetrical

Width at 50.00 % of Max Intensity

H[m]	1.00	2.00	3.00	4.00	5.00	H[m]	1.00	2.00	3.00	4.00	5.00
OA	0.78	1.55	2.33	3.11	3.89	OC	0.78	1.56	2.34	3.12	3.90
OB	0.78	1.55	2.33	3.11	3.89	OD	0.78	1.56	2.34	3.12	3.90

	0	5	15	25	35	45	55	65	75	85
OA	675.69	672.14	635.62	577.47	415.95	167.37	88.47	64.01	32.09	8.33
OB	675.69	672.14	635.62	577.47	415.95	167.37	88.47	64.01	32.09	8.33
OC	675.69	670.55	634.91	578.71	417.72	168.26	89.00	64.18	32.09	7.62
OD	675.69	670.55	634.91	578.71	417.72	168.26	89.00	64.18	32.09	7.62



H[m]	D[m]	Max lux	Med lux	Alpha=37.9°+37.9°	G=0.0	
1.00	1.55	676	330			
2.00	3.11	169	82			
3.00	4.66	75	37			
4.00	6.22	42	21			
5.00	7.77	27	13			

H[m]	D[m]	Max lux	Med lux	Beta=38.0°+38.0°	G=0.0	
1.00	1.56	676	330			
2.00	3.12	169	82			
3.00	4.68	75	37			
4.00	6.25	42	21			
5.00	7.81	27	13			

**Luminaire**

Code 90569L015

Name VEGA SQ IP /E Q100 LIGHT+ 940 HO

**Measurem.**

Code 10/2/2023

Name VEGA SQ IP /E Q100 LIGHT+ 940 HO

Luminaire Flux	1151 lm	Luminaire Power	11.8 W	Efficacy	97.846 lm/W	Efficiency	64.90%
Source Flux	1773 lm	Maximum value	381.10 cd/klm	Position	C=0.00 G=0.00	CG	Double Symmetrical

**UGR**  
S = 0.250

Reflectancies										
Ceiling/Cavity	0.7	0.7	0.5	0.5	0.3	0.7	0.7	0.5	0.5	0.3
Walls	0.5	0.3	0.5	0.3	0.3	0.5	0.3	0.5	0.3	0.3
Working Plane	0.2	0.2	0.2	0.2	0.2	0.2	0.2	0.2	0.2	0.2
Room Dimensions	Lateral View					Viewed Endwise				
x=2H y=2H	20.0	21.0	20.2	21.2	21.4	20.0	21.0	20.2	21.2	21.4
x=2H y=3H	20.4	21.3	20.7	21.6	21.8	20.4	21.3	20.7	21.6	21.8
x=2H y=4H	20.6	21.4	20.9	21.7	22.0	20.6	21.4	20.9	21.7	22.0
x=2H y=6H	20.7	21.4	21.0	21.7	22.0	20.6	21.4	21.0	21.7	22.0
x=2H y=8H	20.6	21.4	21.0	21.7	22.0	20.6	21.4	21.0	21.7	22.0
x=2H y=12H	20.6	21.4	21.0	21.7	22.0	20.6	21.4	21.0	21.7	22.0
x=4H y=2H	20.0	20.9	20.4	21.2	21.4	20.0	20.9	20.4	21.2	21.4
x=4H y=3H	20.7	21.4	21.0	21.7	22.0	20.7	21.4	21.0	21.7	22.0
x=4H y=4H	20.9	21.5	21.3	21.9	22.2	20.9	21.5	21.3	21.9	22.2
x=4H y=6H	21.0	21.6	21.4	21.9	22.3	21.0	21.6	21.4	21.9	22.3
x=4H y=8H	21.0	21.5	21.4	21.9	22.3	21.0	21.5	21.4	21.9	22.3
x=4H y=12H	21.1	21.5	21.5	21.9	22.3	21.0	21.5	21.5	21.9	22.3
x=8H y=4H	20.9	21.4	21.3	21.8	22.2	20.9	21.4	21.3	21.8	22.2
x=8H y=6H	21.1	21.5	21.5	21.9	22.4	21.1	21.5	21.5	21.9	22.4
x=8H y=8H	21.1	21.5	21.6	21.9	22.4	21.1	21.5	21.6	21.9	22.4
x=8H y=12H	21.1	21.4	21.6	21.9	22.4	21.1	21.4	21.6	21.9	22.4
x=12H y=4H	20.9	21.3	21.3	21.7	22.2	20.9	21.3	21.3	21.7	22.2
x=12H y=6H	21.1	21.4	21.5	21.9	22.3	21.1	21.4	21.5	21.9	22.3
x=12H y=8H	21.1	21.4	21.6	21.9	22.4	21.1	21.4	21.6	21.9	22.4

**Luminaire**

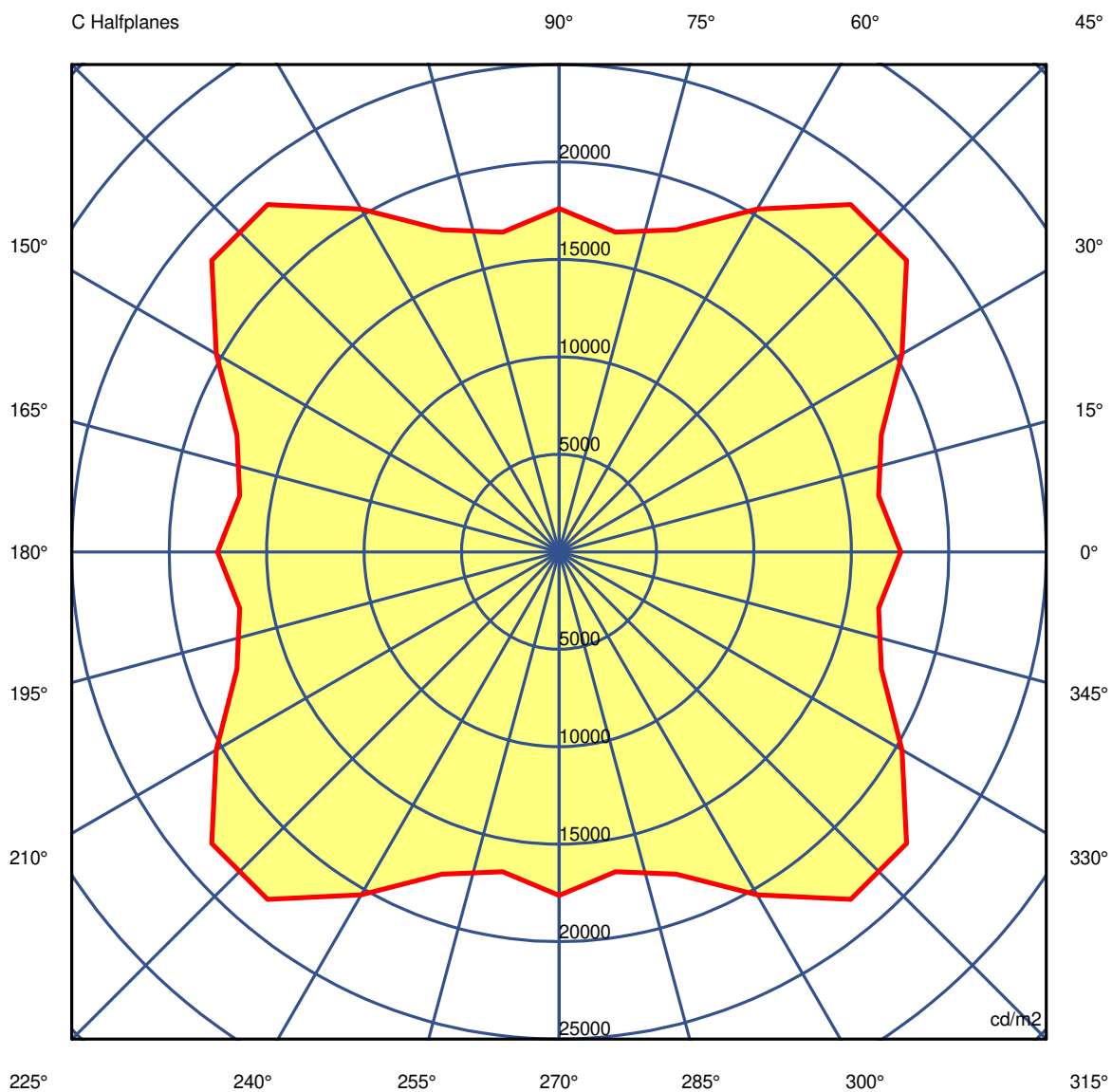
Code 90569L015  
Name VEGA SQ IP /E Q100 LIGHT+ 940 HO

**Measurem.**

Code 10/2/2023  
Name VEGA SQ IP /E Q100 LIGHT+ 940 HO

Luminaire Flux	1151 lm	Luminaire Power	11.8 W	Efficacy	97.846 lm/W	Efficiency	64.90%
Source Flux	1773 lm	Maximum value	381.10 cd/klm	Position	C=0.00 G=0.00	CG	Double Symmetrical

Luminance



45.0°

**Luminaire**

Code 90569L015

Name VEGA SQ IP /E Q100 LIGHT+ 940 HO

**Measur.**

Code 10/2/2023

Name VEGA SQ IP /E Q100 LIGHT+ 940 HO

Luminaire Flux	1151 lm		Luminaire Power		11.8 W		Efficacy		97.846 lm/W		Efficiency		64.90%	
Source Flux	1773 lm		Maximum value		381.10 cd/klm		Position		C=0.00 G=0.00		CG		Double Symmetrical	
Luminance cd/m2 Table 1/3														
	C 0.00	C 10.00	C 20.00	C 30.00	C 40.00	C 50.00	C 60.00	C 70.00	C 80.00	C 90.00	C 100.00	C 110.00	C 120.00	
G 0.0	126795	126795	126795	126795	126795	126795	126795	126795	126795	126795	126795	126795	126795	
G 5.0	111628	109526	107888	106795	106359	106382	106824	107831	109358	111363	109358	107831	106824	
G 10.0	98704	95452	93046	91518	90907	90911	91543	93127	95517	98704	95517	93127	91543	
G 15.0	87509	83529	80753	79076	78320	78270	79032	80918	83722	87411	83722	80918	79032	
G 20.0	78336	73996	70909	68871	67767	67772	68911	71024	74062	78268	74062	71024	68911	
G 25.0	69700	65491	62335	60191	59285	59285	60191	62472	65702	69850	65702	62472	60191	
G 30.0	59242	55431	53194	52202	51905	51937	52307	53385	55661	59446	55661	53385	52307	
G 35.0	45936	43184	42324	43011	44096	44129	43143	42610	43511	46132	43511	42610	43143	
G 40.0	29754	28437	29464	32228	34554	34556	32260	29588	28688	30152	28688	29588	32260	
G 45.0	17527	16636	17596	20320	23275	23277	20320	17590	16656	17620	16656	17590	20320	
G 50.0	11950	11040	11005	11839	12997	12937	11705	10911	10988	11877	10988	10911	11705	
G 55.0	9070	8293	7981	7990	8050	8023	7931	7944	8299	9125	8299	7944	7931	
G 60.0	8205	7327	6703	6280	6084	6065	6237	6668	7271	8133	7271	6668	6237	
G 65.0	6624	5965	5491	5129	4897	4893	5115	5461	5942	6643	5942	5461	5115	
G 70.0	4962	4426	4067	3829	3704	3708	3829	4041	4405	4999	4405	4041	3829	
G 75.0	3459	3062	2804	2638	2553	2558	2652	2821	3075	3459	3075	2821	2652	
G 80.0	2113	1867	1697	1591	1559	1552	1576	1682	1846	2074	1846	1682	1576	
G 85.0	968	871	795	734	701	698	719	757	809	886	809	757	719	
G 90.0	173	150	135	127	123	123	127	135	141	130	141	135	127	

**Luminaire**

Code 90569L015

Name VEGA SQ IP /E Q100 LIGHT+ 940 HO

**Measurment.**

Code 10/2/2023

Name VEGA SQ IP /E Q100 LIGHT+ 940 HO

Luminaire Flux		1151 lm		Luminaire Power		11.8 W		Efficacy		97.846 lm/W		Efficiency		64.90%											
Source Flux		1773 lm		Maximum value		381.10 cd/klm		Position		C=0.00 G=0.00		CG		Double Symmetrical											
Luminance cd/m2														Table 2/3											
C 130.00		C 140.00		C 150.00		C 160.00		C 170.00		C 180.00		C 190.00		C 200.00		C 210.00		C 220.00		C 230.00		C 240.00		C 250.00	
G 0.0	126795	126795	126795	126795	126795	126795	126795	126795	126795	126795	126795	126795	126795	126795	126795	126795	126795	126795	126795	126795	126795	126795	126795	126795	126795
G 5.0	106382	106359	106795	107888	109526	111628	109526	107888	106795	106359	106382	106824	107831												
G 10.0	90911	90907	91518	93046	95452	98704	95452	93046	91518	90907	90911	91543	93127												
G 15.0	78270	78320	79076	80753	83529	87509	83529	80753	79076	78320	78270	79032	80918												
G 20.0	67772	67767	68871	70909	73996	78336	73996	70909	68871	67767	67772	68911	71024												
G 25.0	59285	59285	60191	62335	65491	69700	65491	62335	60191	59285	59285	60191	62472												
G 30.0	51937	51905	52202	53194	55431	59242	55431	53194	52202	51905	51937	52307	53385												
G 35.0	44129	44096	43011	42324	43184	45936	43184	42324	43011	44096	44129	43143	42610												
G 40.0	34556	34554	32228	29464	28437	29754	28437	29464	32228	34554	34556	32260	29588												
G 45.0	23277	23275	20320	17596	16636	17527	16636	17596	20320	23275	23277	20320	17590												
G 50.0	12937	12997	11839	11005	11040	11950	11040	11005	11839	12997	12937	11705	10911												
G 55.0	8023	8050	7990	7981	8293	9070	8293	7981	7990	8050	8023	7931	7944												
G 60.0	6065	6084	6280	6703	7327	8205	7327	6703	6280	6084	6065	6237	6668												
G 65.0	4893	4897	5129	5491	5965	6624	5965	5491	5129	4897	4893	5115	5461												
G 70.0	3708	3704	3829	4067	4426	4962	4426	4067	3829	3704	3708	3829	4041												
G 75.0	2558	2553	2638	2804	3062	3459	3062	2804	2638	2553	2558	2652	2821												
G 80.0	1552	1559	1591	1697	1867	2113	1867	1697	1591	1559	1552	1576	1682												
G 85.0	698	701	734	795	871	968	871	795	734	701	698	719	757												
G 90.0	123	123	127	135	150	173	150	135	127	123	123	127	135												

**Luminaire**

Code 90569L015

Name VEGA SQ IP /E Q100 LIGHT+ 940 HO

**Measurem.**

Code 10/2/2023

Name VEGA SQ IP /E Q100 LIGHT+ 940 HO

Luminaire Flux	1151 lm	Luminaire Power	11.8 W	Efficacy	97.846 lm/W	Efficiency	64.90%
Source Flux	1773 lm	Maximum value	381.10 cd/klm	Position	C=0.00 G=0.00	CG	Double Symmetrical

**Luminance cd/m2 Table 3/3**

	C 260.00	C 270.00	C 280.00	C 290.00	C 300.00	C 310.00	C 320.00	C 330.00	C 340.00	C 350.00
G 0.0	126795	126795	126795	126795	126795	126795	126795	126795	126795	126795
G 5.0	109358	111363	109358	107831	106824	106382	106359	106795	107888	109526
G 10.0	95517	98704	95517	93127	91543	90911	90907	91518	93046	95452
G 15.0	83722	87411	83722	80918	79032	78270	78320	79076	80753	83529
G 20.0	74062	78268	74062	71024	68911	67772	67767	68871	70909	73996
G 25.0	65702	69850	65702	62472	60191	59285	59285	60191	62335	65491
G 30.0	55661	59446	55661	53385	52307	51937	51905	52202	53194	55431
G 35.0	43511	46132	43511	42610	43143	44129	44096	43011	42324	43184
G 40.0	28688	30152	28688	29588	32260	34556	34554	32228	29464	28437
G 45.0	16656	17620	16656	17590	20320	23277	23275	20320	17596	16636
G 50.0	10988	11877	10988	10911	11705	12937	12997	11839	11005	11040
G 55.0	8299	9125	8299	7944	7931	8023	8050	7990	7981	8293
G 60.0	7271	8133	7271	6668	6237	6065	6084	6280	6703	7327
G 65.0	5942	6643	5942	5461	5115	4893	4897	5129	5491	5965
G 70.0	4405	4999	4405	4041	3829	3708	3704	3829	4067	4426
G 75.0	3075	3459	3075	2821	2652	2558	2553	2638	2804	3062
G 80.0	1846	2074	1846	1682	1576	1552	1559	1591	1697	1867
G 85.0	809	886	809	757	719	698	701	734	795	871
G 90.0	141	130	141	135	127	123	123	127	135	150