

## Luminaire

Code 90581L300  
Name ROFY 85 IP /C D0300 LIGHT+ 830 HO

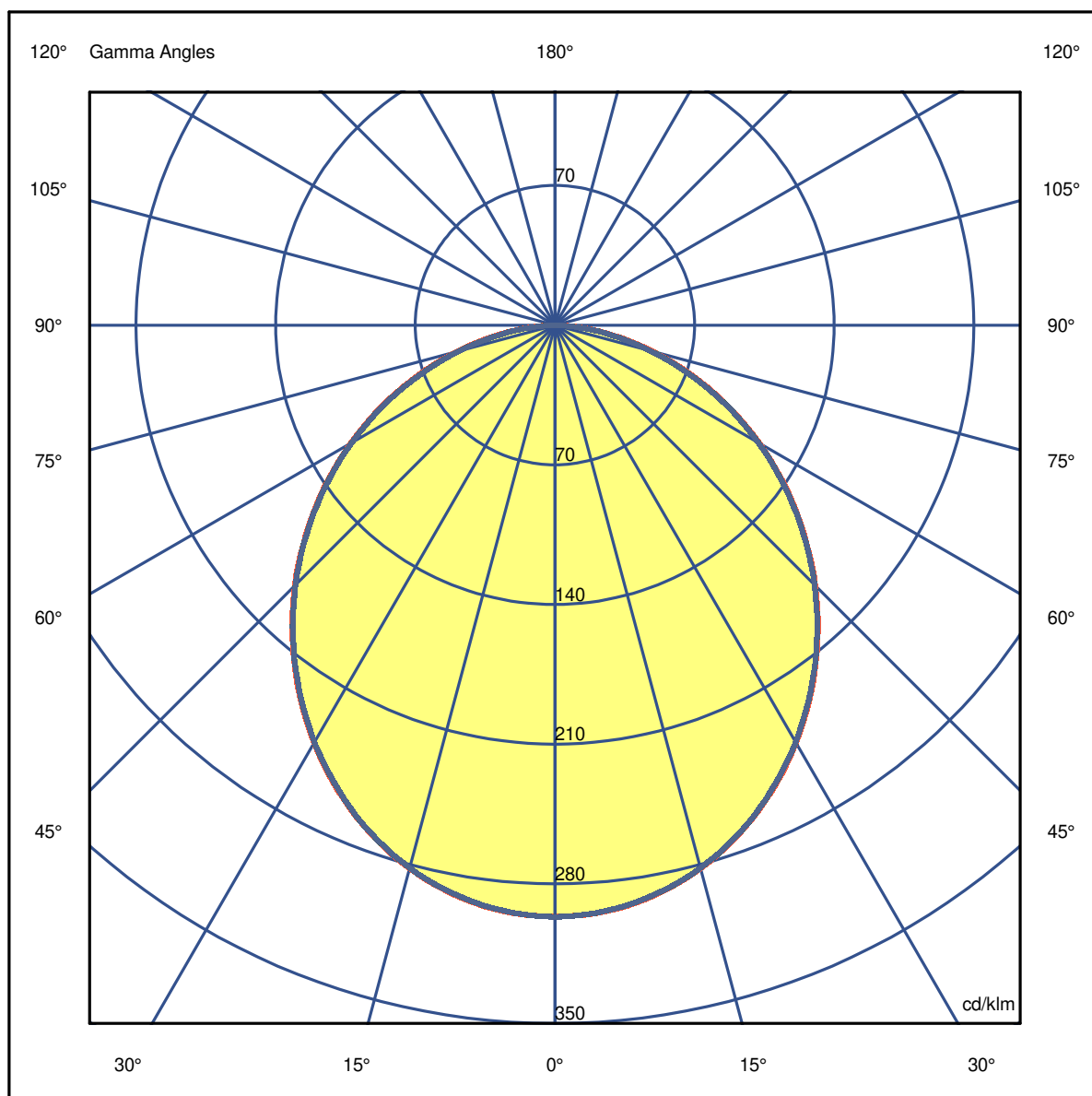
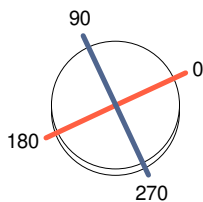
**Measur.**

Code 4/8/2023  
Name ROFY 85 IP /C D0300 LIGHT+ 830 HO

Luminaire Flux	2052 lm	Luminaire Power	15.8 W	Efficacy	130.014 lm/W	Efficiency	79.49%
Source Flux	2581 lm	Maximum value	296.50 cd/klm	Position	C=0.00 G=0.00	CG	Double Symmetrical

Diam=300mm

## C Halfplanes



**Luminaire**

Code 90581L300  
Name ROFY 85 IP /C D0300 LIGHT+ 830 HO

**Measurem.**

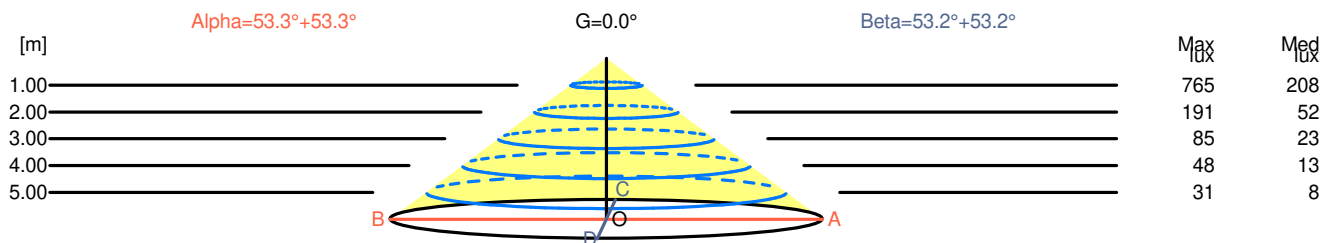
Code 4/8/2023  
Name ROFY 85 IP /C D0300 LIGHT+ 830 HO

Luminaire Flux	2052 lm	Luminaire Power	15.8 W	Efficacy	130.014 lm/W	Efficiency	79.49%
Source Flux	2581 lm	Maximum value	296.50 cd/klm	Position	C=0.00 G=0.00	CG	Double Symmetrical

Width at 50.00 % of Max Intensity

H[m]	1.00	2.00	3.00	4.00	5.00	H[m]	1.00	2.00	3.00	4.00	5.00
OA	1.34	2.69	4.03	5.38	6.72	OC	1.34	2.67	4.01	5.35	6.68
OB	1.34	2.69	4.03	5.38	6.72	OD	1.34	2.67	4.01	5.35	6.68

	0	5	15	25	35	45	55	65	75	85
OA	765.27	760.88	727.33	664.61	578.14	476.19	363.66	246.23	130.86	32.26
OB	765.27	760.88	727.33	664.61	578.14	476.19	363.66	246.23	130.86	32.26
OC	765.27	760.10	726.81	662.80	577.11	474.90	361.86	244.16	127.76	29.68
OD	765.27	760.10	726.81	662.80	577.11	474.90	361.86	244.16	127.76	29.68



H[m]	D[m]	Max lux	Med lux	Alpha=53.3°+53.3°	G=0.0
1.00	2.69	765	208		
2.00	5.38	191	52		
3.00	8.06	85	23		
4.00	10.75	48	13		
5.00	13.44	31	8		

H[m]	D[m]	Max lux	Med lux	Beta=53.2°+53.2°	G=0.0
1.00	2.67	765	208		
2.00	5.35	191	52		
3.00	8.02	85	23		
4.00	10.69	48	13		
5.00	13.37	31	8		

**Luminaire**

Code 90581L300  
Name ROFY 85 IP /C D0300 LIGHT+ 830 HO

**Measurem.**

Code 4/8/2023  
Name ROFY 85 IP /C D0300 LIGHT+ 830 HO

Luminaire Flux	2052 lm	Luminaire Power	15.8 W	Efficacy	130.014 lm/W	Efficiency	79.49%
Source Flux	2581 lm	Maximum value	296.50 cd/klm	Position	C=0.00 G=0.00	CG	Double Symmetrical

**UGR**  
S = 0.250

Reflectancies										
Ceiling/Cavity	0.7	0.7	0.5	0.5	0.3	0.7	0.7	0.5	0.5	0.3
Walls	0.5	0.3	0.5	0.3	0.3	0.5	0.3	0.5	0.3	0.3
Working Plane	0.2	0.2	0.2	0.2	0.2	0.2	0.2	0.2	0.2	0.2
Room Dimensions	Lateral View					Viewed Endwise				
x=2H y=2H	19.2	20.4	19.4	20.7	20.9	19.1	20.4	19.4	20.7	20.9
x=2H y=3H	20.4	21.6	20.7	21.8	22.1	20.3	21.5	20.7	21.8	22.0
x=2H y=4H	20.8	21.9	21.1	22.2	22.5	20.7	21.9	21.1	22.1	22.4
x=2H y=6H	21.0	22.1	21.4	22.4	22.7	21.0	22.0	21.3	22.3	22.6
x=2H y=8H	21.1	22.1	21.5	22.4	22.7	21.0	22.0	21.4	22.3	22.6
x=2H y=12H	21.1	22.1	21.5	22.4	22.7	21.0	22.0	21.4	22.3	22.7
x=4H y=2H	19.7	20.8	20.0	21.1	21.4	19.7	20.8	20.0	21.1	21.4
x=4H y=3H	21.1	22.1	21.5	22.4	22.7	21.1	22.0	21.4	22.3	22.7
x=4H y=4H	21.6	22.5	22.0	22.8	23.2	21.6	22.4	22.0	22.8	23.2
x=4H y=6H	22.0	22.7	22.4	23.1	23.5	21.9	22.7	22.3	23.0	23.4
x=4H y=8H	22.1	22.8	22.5	23.1	23.6	22.0	22.7	22.4	23.1	23.5
x=4H y=12H	22.1	22.7	22.6	23.1	23.6	22.0	22.6	22.5	23.0	23.5
x=8H y=4H	21.8	22.5	22.3	22.9	23.3	21.8	22.5	22.2	22.9	23.3
x=8H y=6H	22.3	22.8	22.7	23.2	23.7	22.2	22.8	22.7	23.2	23.6
x=8H y=8H	22.4	22.9	22.9	23.3	23.8	22.3	22.8	22.8	23.3	23.8
x=8H y=12H	22.5	22.9	23.0	23.4	23.9	22.4	22.8	22.9	23.3	23.8
x=12H y=4H	21.8	22.4	22.3	22.8	23.3	21.8	22.4	22.2	22.8	23.2
x=12H y=6H	22.3	22.8	22.8	23.2	23.7	22.2	22.7	22.7	23.2	23.7
x=12H y=8H	22.4	22.9	22.9	23.3	23.8	22.4	22.8	22.9	23.3	23.8

**Luminaire**

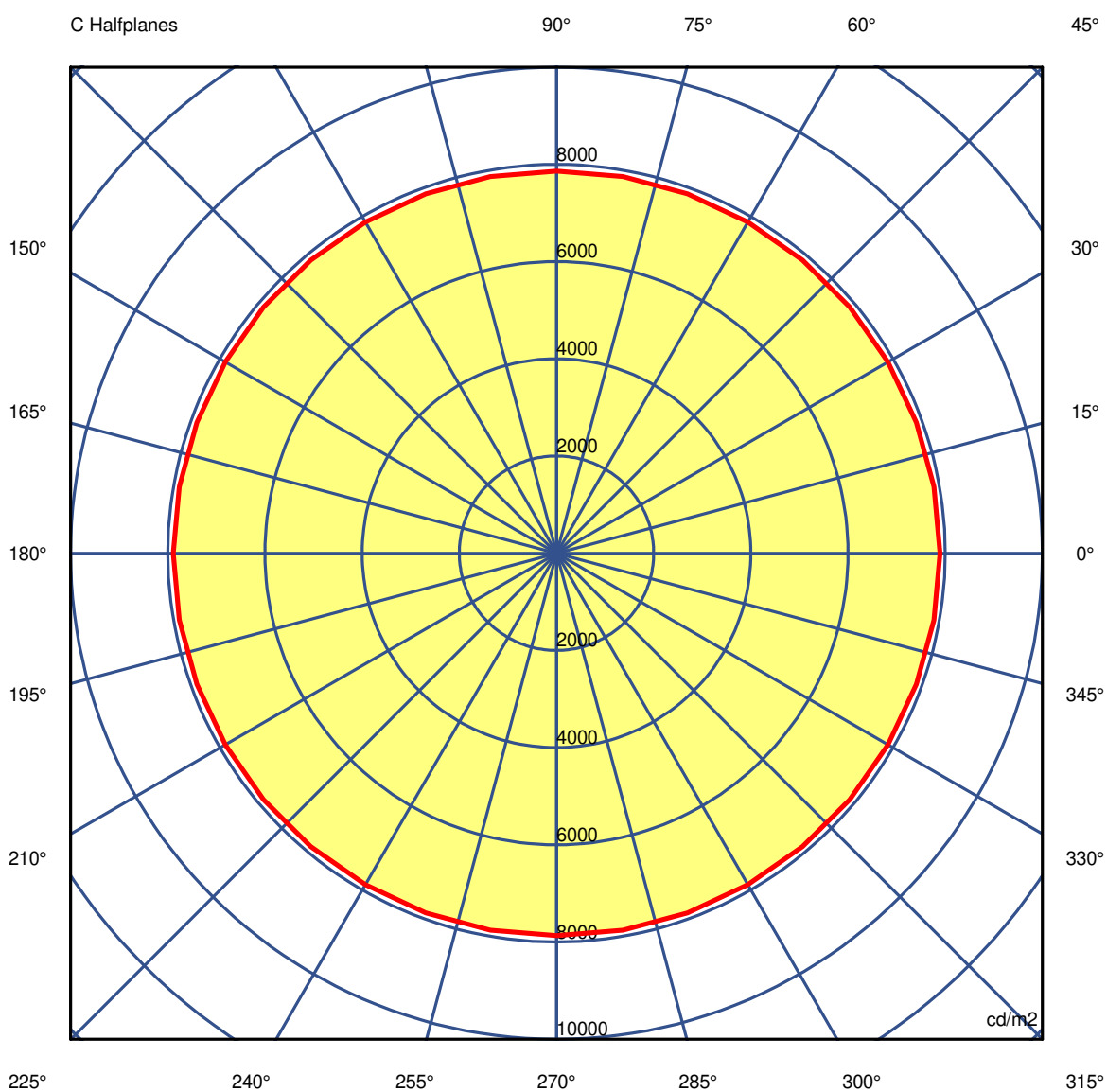
Code 90581L300  
Name ROFY 85 IP /C D0300 LIGHT+ 830 HO

**Measurem.**

Code 4/8/2023  
Name ROFY 85 IP /C D0300 LIGHT+ 830 HO

Luminaire Flux	2052 lm	Luminaire Power	15.8 W	Efficacy	130.014 lm/W	Efficiency	79.49%
Source Flux	2581 lm	Maximum value	296.50 cd/klm	Position	C=0.00 G=0.00	CG Double Symmetrical	

Luminance



45.0°

**Luminaire**

Code 90581L300  
Name ROFY 85 IP /C D0300 LIGHT+ 830 HO

**Measurement**

Code 4/8/2023  
Name ROFY 85 IP /C D0300 LIGHT+ 830 HO

Luminaire Flux		2052 lm		Luminaire Power		15.8 W		Efficacy		130.014 lm/W		Efficiency		79.49%	
Source Flux		2581 lm		Maximum value		296.50 cd/klm		Position		C=0.00 G=0.00		CG		Double Symmetrical	
Luminance cd/m2														Table 1/3	
	C 0.00	C 10.00	C 20.00	C 30.00	C 40.00	C 50.00	C 60.00	C 70.00	C 80.00	C 90.00	C 100.00	C 110.00	C 120.00		
G 0.0	12428	12428	12428	12428	12428	12428	12428	12428	12428	12428	12428	12428	12428	12428	12428
G 5.0	11998	11998	11998	11998	12002	12001	11998	12002	11999	11986	11999	12002	11998	12002	11998
G 10.0	11552	11556	11553	11548	11549	11554	11556	11554	11547	11536	11547	11554	11556	11554	11556
G 15.0	11081	11084	11086	11085	11082	11082	11085	11083	11079	11073	11079	11083	11085	11083	11085
G 20.0	10594	10598	10595	10590	10592	10592	10590	10593	10591	10578	10591	10593	10590	10593	10590
G 25.0	10091	10088	10085	10083	10083	10083	10083	10081	10075	10063	10075	10081	10083	10083	10083
G 30.0	9564	9562	9558	9556	9562	9563	9556	9556	9556	9552	9556	9556	9556	9556	9556
G 35.0	9021	9018	9017	9017	9017	9016	9013	9010	9007	9005	9007	9010	9013	9013	9013
G 40.0	8462	8462	8459	8454	8456	8457	8454	8454	8451	8441	8451	8454	8454	8454	8454
G 45.0	7888	7886	7880	7875	7879	7877	7871	7874	7874	7867	7874	7874	7874	7871	7871
G 50.0	7282	7278	7277	7277	7271	7268	7268	7263	7256	7250	7256	7263	7268	7268	7268
G 55.0	6635	6631	6628	6625	6621	6620	6620	6618	6612	6602	6612	6618	6620	6620	6620
G 60.0	5950	5943	5939	5935	5929	5923	5920	5914	5908	5905	5908	5914	5920	5920	5920
G 65.0	5174	5169	5168	5168	5162	5153	5146	5143	5138	5130	5138	5143	5146	5146	5146
G 70.0	4333	4319	4313	4309	4294	4280	4273	4270	4264	4256	4264	4270	4273	4273	4273
G 75.0	3362	3362	3357	3342	3325	3305	3289	3289	3287	3282	3287	3289	3289	3289	3289
G 80.0	2299	2296	2284	2269	2256	2230	2201	2201	2198	2185	2198	2201	2201	2201	2201
G 85.0	1110	1120	1109	1083	1071	1057	1039	1031	1027	1021	1027	1031	1039	1039	1039
G 90.0	130	122	119	119	119	119	119	119	119	119	119	119	119	119	119

**Luminaire**

Code 90581L300  
Name ROFY 85 IP /C D0300 LIGHT+ 830 HO

**Measurement**

Code 4/8/2023  
Name ROFY 85 IP /C D0300 LIGHT+ 830 HO

Luminaire Flux	2052 lm		Luminaire Power		15.8 W		Efficacy		130.014 lm/W		Efficiency		79.49%	
Source Flux	2581 lm		Maximum value		296.50 cd/klm		Position		C=0.00 G=0.00		CG		Double Symmetrical	
Luminance cd/m2														
Table 2/3														
	C 130.00	C 140.00	C 150.00	C 160.00	C 170.00	C 180.00	C 190.00	C 200.00	C 210.00	C 220.00	C 230.00	C 240.00	C 250.00	
G 0.0	12428	12428	12428	12428	12428	12428	12428	12428	12428	12428	12428	12428	12428	12428
G 5.0	12001	12002	11998	11998	11998	11998	11998	11998	11998	12002	12001	11998	12002	12002
G 10.0	11554	11549	11548	11553	11556	11552	11556	11553	11548	11549	11554	11556	11554	11554
G 15.0	11082	11082	11085	11086	11084	11081	11084	11086	11085	11082	11082	11085	11083	11083
G 20.0	10592	10592	10590	10595	10598	10594	10598	10595	10590	10592	10592	10590	10593	10593
G 25.0	10083	10083	10083	10085	10088	10091	10088	10085	10083	10083	10083	10083	10081	10081
G 30.0	9563	9562	9556	9558	9562	9564	9562	9558	9556	9562	9563	9556	9556	9556
G 35.0	9016	9017	9017	9017	9018	9021	9018	9017	9017	9017	9016	9013	9010	9010
G 40.0	8457	8456	8454	8459	8462	8462	8462	8459	8454	8456	8457	8454	8454	8454
G 45.0	7877	7879	7875	7880	7886	7888	7886	7880	7875	7879	7877	7871	7874	7874
G 50.0	7268	7271	7277	7277	7278	7282	7278	7277	7277	7271	7268	7268	7263	7263
G 55.0	6620	6621	6625	6628	6631	6635	6631	6628	6625	6621	6620	6620	6618	6618
G 60.0	5923	5929	5935	5939	5943	5950	5943	5939	5935	5929	5923	5920	5914	5914
G 65.0	5153	5162	5168	5168	5169	5174	5169	5168	5168	5162	5153	5146	5143	5143
G 70.0	4280	4294	4309	4313	4319	4333	4319	4313	4309	4294	4280	4273	4270	4270
G 75.0	3305	3325	3342	3357	3362	3362	3362	3357	3342	3325	3305	3289	3289	3289
G 80.0	2230	2256	2269	2284	2296	2299	2296	2284	2269	2256	2230	2201	2201	2201
G 85.0	1057	1071	1083	1109	1120	1110	1120	1109	1083	1071	1057	1039	1031	1031
G 90.0	119	119	119	119	122	130	122	119	119	119	119	119	119	119

**Luminaire**

Code 90581L300

Name ROFY 85 IP /C D0300 LIGHT+ 830 HO

**Measurem.**

Code 4/8/2023

Name ROFY 85 IP /C D0300 LIGHT+ 830 HO

Luminaire Flux	2052 lm	Luminaire Power	15.8 W	Efficacy	130.014 lm/W	Efficiency	79.49%
Source Flux	2581 lm	Maximum value	296.50 cd/klm	Position	C=0.00 G=0.00	CG	Double Symmetrical

**Luminance cd/m2 Table 3/3**

	C 260.00	C 270.00	C 280.00	C 290.00	C 300.00	C 310.00	C 320.00	C 330.00	C 340.00	C 350.00
G 0.0	12428	12428	12428	12428	12428	12428	12428	12428	12428	12428
G 5.0	11999	11986	11999	12002	11998	12001	12002	11998	11998	11998
G 10.0	11547	11536	11547	11554	11556	11554	11549	11548	11553	11556
G 15.0	11079	11073	11079	11083	11085	11082	11082	11085	11086	11084
G 20.0	10591	10578	10591	10593	10590	10592	10592	10590	10595	10598
G 25.0	10075	10063	10075	10081	10083	10083	10083	10083	10085	10088
G 30.0	9556	9552	9556	9556	9556	9563	9562	9556	9558	9562
G 35.0	9007	9005	9007	9010	9013	9016	9017	9017	9017	9018
G 40.0	8451	8441	8451	8454	8454	8457	8456	8454	8459	8462
G 45.0	7874	7867	7874	7874	7871	7877	7879	7875	7880	7886
G 50.0	7256	7250	7256	7263	7268	7268	7271	7277	7277	7278
G 55.0	6612	6602	6612	6618	6620	6620	6621	6625	6628	6631
G 60.0	5908	5905	5908	5914	5920	5923	5929	5935	5939	5943
G 65.0	5138	5130	5138	5143	5146	5153	5162	5168	5168	5169
G 70.0	4264	4256	4264	4270	4273	4280	4294	4309	4313	4319
G 75.0	3287	3282	3287	3289	3289	3305	3325	3342	3357	3362
G 80.0	2198	2185	2198	2201	2201	2230	2256	2269	2284	2296
G 85.0	1027	1021	1027	1031	1039	1057	1071	1083	1109	1120
G 90.0	119	119	119	119	119	119	119	119	119	122