

## Luminaire

Code 90582L400

Code 30302L400  
Name ROFY 85 IP /C D0400 LIGHT+ 840 LO

**Measur.**

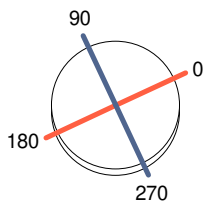
Code 4/8/2023

Name ROFY 85 IP /C D0400 LIGHT+ 840 LO

Luminaire Flux	2394 lm	Luminaire Power	16.5 W	Efficacy	145.351 lm/W	Efficiency	81.15%
Source Flux	2950 lm	Maximum value	302.60 cd/klm	Position	C=0.00 G=0.00	CG	Double Symmetrical

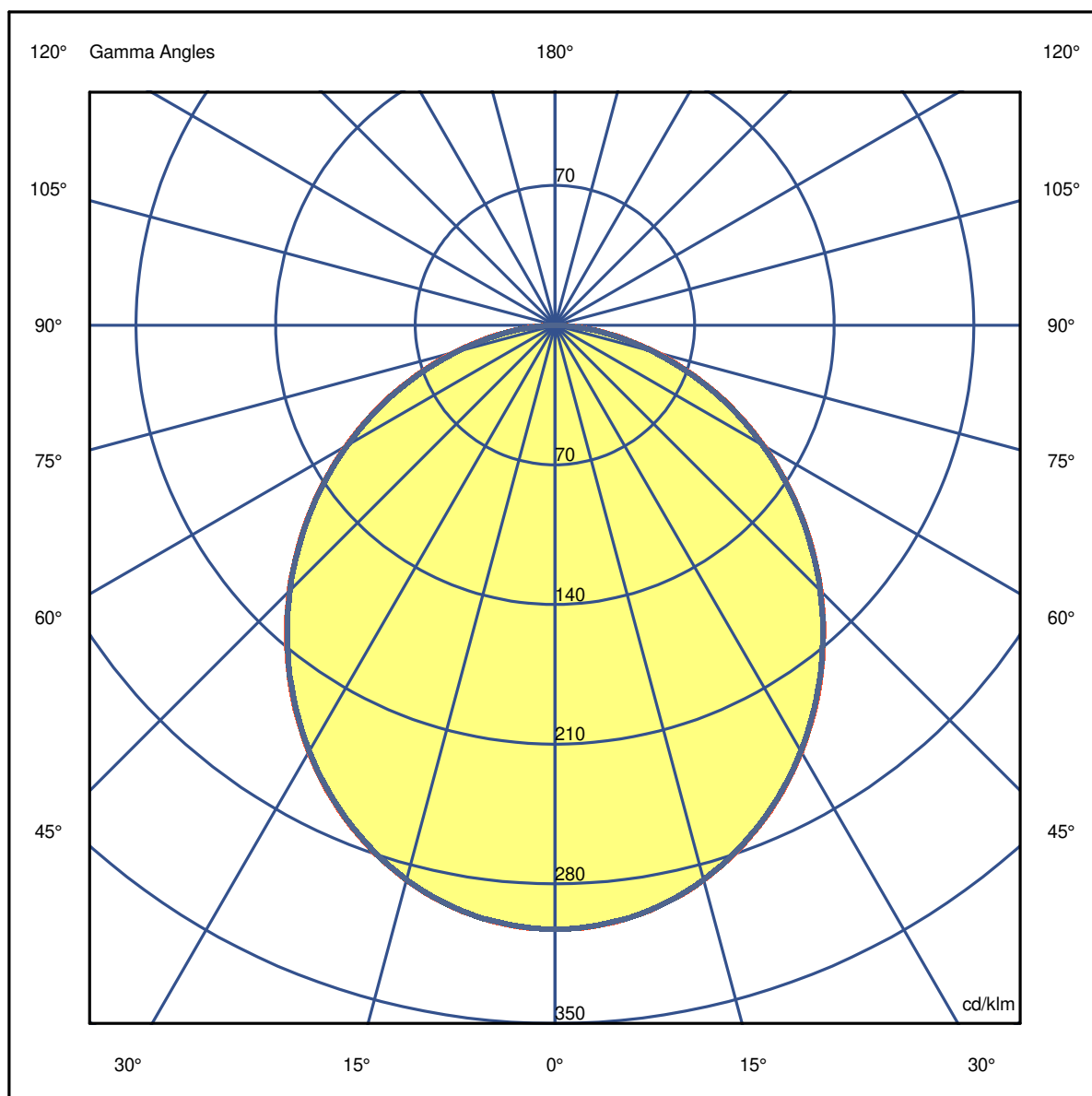
Diam=400mm

## C Halfplanes



180.0 0.0

270.0 ————— 90.0



**Luminaire**

Code 90582L400  
Name ROFY 85 IP /C D0400 LIGHT+ 840 LO

**Measurem.**

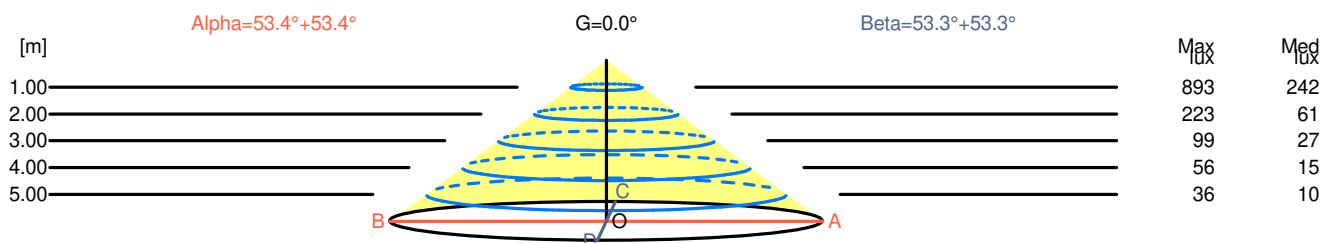
Code 4/8/2023  
Name ROFY 85 IP /C D0400 LIGHT+ 840 LO

Luminaire Flux	2394 lm	Luminaire Power	16.5 W	Efficacy	145.351 lm/W	Efficiency	81.15%
Source Flux	2950 lm	Maximum value	302.60 cd/klm	Position	C=0.00 G=0.00	CG	Double Symmetrical

Width at 50.00 % of Max Intensity

H[m]	1.00	2.00	3.00	4.00	5.00	H[m]	1.00	2.00	3.00	4.00	5.00
OA	1.34	2.69	4.03	5.38	6.72	OC	1.34	2.68	4.02	5.36	6.70
OB	1.34	2.69	4.03	5.38	6.72	OD	1.34	2.68	4.02	5.36	6.70

	0	5	15	25	35	45	55	65	75	85
OA	892.67	888.25	849.01	775.55	675.26	555.78	424.51	287.92	153.11	37.47
OB	892.67	888.25	849.01	775.55	675.26	555.78	424.51	287.92	153.11	37.47
OC	892.67	887.36	848.72	774.67	673.78	554.60	422.74	284.97	148.98	34.52
OD	892.67	887.36	848.72	774.67	673.78	554.60	422.74	284.97	148.98	34.52



H[m]	D[m]	Max lux	Med lux	Alpha=53.4°+53.4°	G=0.0
1.00	2.69	893	242		
2.00	5.38	223	61		
3.00	8.07	99	27		
4.00	10.76	56	15		
5.00	13.44	36	10		

H[m]	D[m]	Max lux	Med lux	Beta=53.3°+53.3°	G=0.0
1.00	2.68	893	242		
2.00	5.36	223	61		
3.00	8.04	99	27		
4.00	10.72	56	15		
5.00	13.40	36	10		

**Luminaire**

Code 90582L400  
Name ROFY 85 IP /C D0400 LIGHT+ 840 LO

**Measurem.**

Code 4/8/2023  
Name ROFY 85 IP /C D0400 LIGHT+ 840 LO

Luminaire Flux	2394 lm	Luminaire Power	16.5 W	Efficacy	145.351 lm/W	Efficiency	81.15%
Source Flux	2950 lm	Maximum value	302.60 cd/klm	Position	C=0.00 G=0.00	CG	Double Symmetrical

**UGR**  
S = 0.250

Reflectancies										
Ceiling/Cavity	0.7	0.7	0.5	0.5	0.3	0.7	0.7	0.5	0.5	0.3
Walls	0.5	0.3	0.5	0.3	0.3	0.5	0.3	0.5	0.3	0.3
Working Plane	0.2	0.2	0.2	0.2	0.2	0.2	0.2	0.2	0.2	0.2
Room Dimensions	Lateral View					Viewed Endwise				
x=2H y=2H	17.9	19.2	18.2	19.4	19.7	17.9	19.2	18.2	19.4	19.7
x=2H y=3H	19.2	20.4	19.5	20.6	20.9	19.1	20.3	19.5	20.6	20.9
x=2H y=4H	19.6	20.7	20.0	21.0	21.3	19.6	20.7	19.9	21.0	21.3
x=2H y=6H	19.9	20.9	20.3	21.2	21.6	19.8	20.9	20.2	21.2	21.5
x=2H y=8H	20.0	21.0	20.3	21.3	21.6	19.9	20.9	20.3	21.2	21.5
x=2H y=12H	20.0	20.9	20.4	21.3	21.6	19.9	20.8	20.3	21.2	21.5
x=4H y=2H	18.5	19.6	18.8	19.9	20.2	18.5	19.6	18.8	19.9	20.1
x=4H y=3H	19.9	20.9	20.3	21.2	21.6	19.9	20.8	20.3	21.2	21.5
x=4H y=4H	20.5	21.3	20.9	21.7	22.1	20.4	21.3	20.8	21.6	22.0
x=4H y=6H	20.9	21.6	21.3	22.0	22.4	20.8	21.5	21.2	21.9	22.3
x=4H y=8H	21.0	21.7	21.4	22.0	22.5	20.9	21.6	21.3	22.0	22.4
x=4H y=12H	21.0	21.6	21.5	22.0	22.5	20.9	21.5	21.4	21.9	22.4
x=8H y=4H	20.7	21.4	21.1	21.8	22.2	20.7	21.3	21.1	21.7	22.1
x=8H y=6H	21.2	21.7	21.6	22.1	22.6	21.1	21.6	21.6	22.1	22.5
x=8H y=8H	21.3	21.8	21.8	22.3	22.7	21.2	21.7	21.7	22.2	22.7
x=8H y=12H	21.4	21.8	21.9	22.3	22.8	21.3	21.7	21.8	22.2	22.7
x=12H y=4H	20.7	21.3	21.1	21.7	22.2	20.7	21.3	21.1	21.7	22.1
x=12H y=6H	21.2	21.7	21.7	22.1	22.6	21.1	21.6	21.6	22.1	22.5
x=12H y=8H	21.4	21.8	21.8	22.2	22.7	21.3	21.7	21.8	22.2	22.6

**Luminaire**

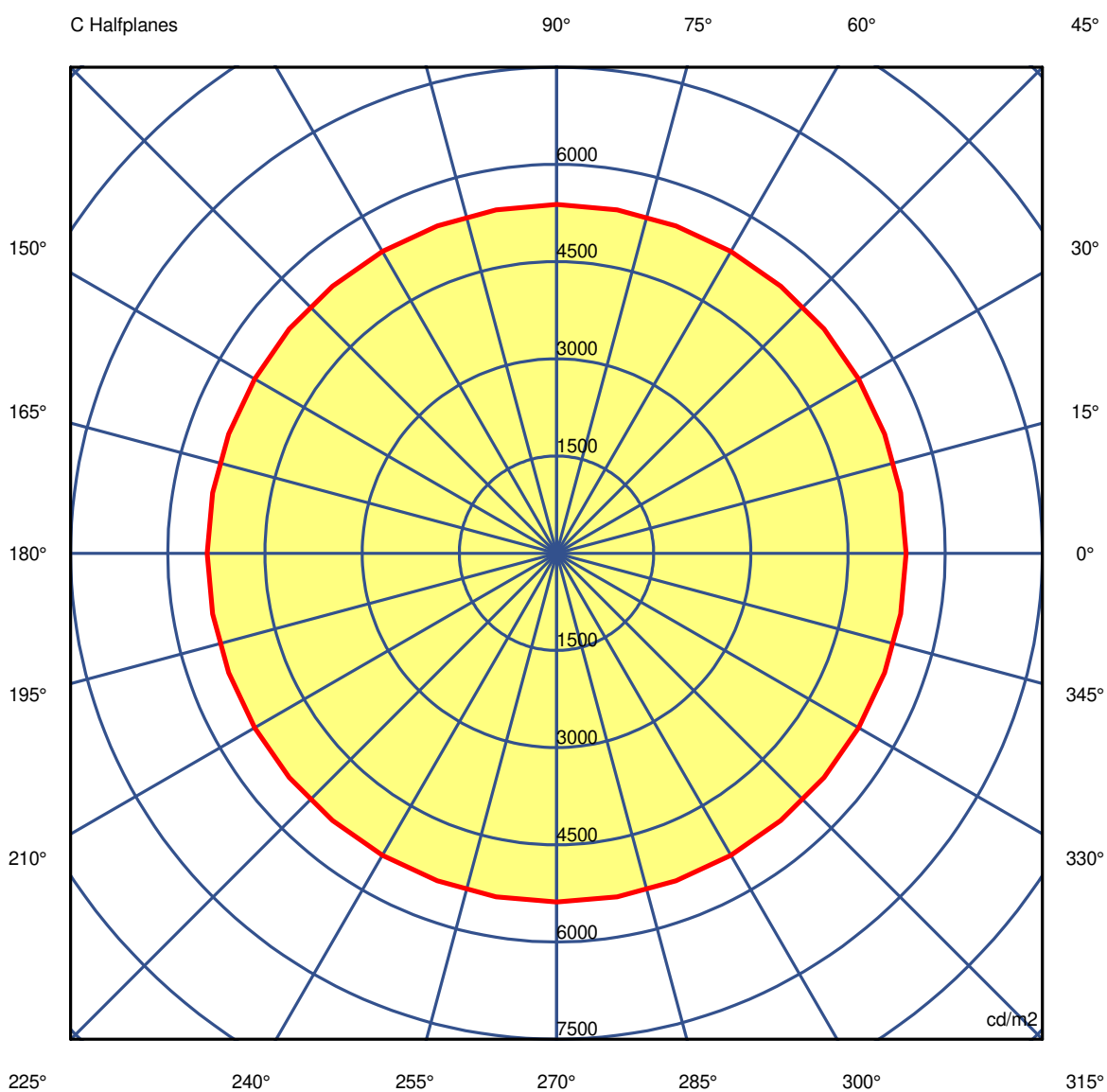
Code 90582L400  
Name ROFY 85 IP /C D0400 LIGHT+ 840 LO

**Measurem.**

Code 4/8/2023  
Name ROFY 85 IP /C D0400 LIGHT+ 840 LO

Luminaire Flux	2394 lm	Luminaire Power	16.5 W	Efficacy	145.351 lm/W	Efficiency	81.15%
Source Flux	2950 lm	Maximum value	302.60 cd/klm	Position	C=0.00 G=0.00	CG Double Symmetrical	

Luminance



45.0°

**Luminaire**

Code 90582L400

Name ROFY 85 IP /C D0400 LIGHT+ 840 LO

**Measurement**

Code 4/8/2023

Name ROFY 85 IP /C D0400 LIGHT+ 840 LO

Luminaire Flux	2394 lm	Luminaire Power	16.5 W	Efficacy	145.351 lm/W	Efficiency	81.15%						
Source Flux	2950 lm	Maximum value	302.60 cd/klm	Position	C=0.00 G=0.00	CG	Double Symmetrical						
Luminance cd/m2													
Table 1/3													
	C 0.00	C 10.00	C 20.00	C 30.00	C 40.00	C 50.00	C 60.00	C 70.00	C 80.00	C 90.00	C 100.00	C 110.00	C 120.00
G 0.0	7871	7871	7871	7871	7871	7871	7871	7871	7871	7871	7871	7871	7871
G 5.0	7671	7667	7664	7663	7665	7666	7666	7668	7667	7663	7667	7668	7666
G 10.0	7444	7443	7440	7437	7440	7444	7444	7441	7439	7442	7439	7441	7444
G 15.0	7201	7199	7197	7196	7197	7200	7201	7197	7196	7198	7196	7197	7201
G 20.0	6940	6939	6935	6932	6936	6937	6935	6935	6934	6932	6934	6935	6935
G 25.0	6661	6660	6656	6653	6655	6655	6653	6653	6653	6653	6653	6653	6653
G 30.0	6366	6364	6362	6361	6363	6363	6361	6359	6358	6358	6358	6359	6361
G 35.0	6060	6053	6053	6055	6051	6051	6055	6052	6048	6047	6048	6052	6055
G 40.0	5728	5728	5728	5728	5727	5723	5720	5722	5722	5717	5722	5722	5720
G 45.0	5394	5391	5386	5383	5385	5384	5380	5379	5381	5383	5381	5379	5380
G 50.0	5027	5025	5023	5021	5021	5021	5021	5019	5018	5018	5018	5019	5021
G 55.0	4639	4637	4635	4633	4630	4628	4626	4626	4625	4620	4625	4626	4626
G 60.0	4208	4203	4200	4198	4196	4193	4191	4189	4186	4184	4186	4189	4191
G 65.0	3729	3726	3716	3706	3706	3703	3695	3695	3694	3691	3694	3695	3695
G 70.0	3174	3165	3160	3157	3153	3143	3132	3125	3123	3123	3123	3125	3132
G 75.0	2528	2522	2514	2504	2494	2485	2475	2464	2460	2460	2460	2464	2475
G 80.0	1781	1779	1770	1753	1734	1715	1701	1701	1699	1695	1699	1701	1701
G 85.0	891	891	891	891	863	841	835	825	821	821	821	825	835
G 90.0	110	110	110	110	110	110	110	110	110	110	110	110	110

**Luminaire**

Code 90582L400

Name ROFY 85 IP /C D0400 LIGHT+ 840 LO

**Measurement**

Code 4/8/2023

Name ROFY 85 IP /C D0400 LIGHT+ 840 LO

Luminaire Flux	2394 lm		Luminaire Power		16.5 W		Efficacy		145.351 lm/W		Efficiency		81.15%		
Source Flux	2950 lm		Maximum value		302.60 cd/klm		Position		C=0.00 G=0.00		CG		Double Symmetrical		
Luminance cd/m2														Table 2/3	
	C 130.00	C 140.00	C 150.00	C 160.00	C 170.00	C 180.00	C 190.00	C 200.00	C 210.00	C 220.00	C 230.00	C 240.00	C 250.00		
G 0.0	7871	7871	7871	7871	7871	7871	7871	7871	7871	7871	7871	7871	7871	7871	
G 5.0	7666	7665	7663	7664	7667	7671	7667	7664	7663	7665	7666	7666	7666	7668	
G 10.0	7444	7440	7437	7440	7443	7444	7443	7440	7437	7440	7444	7444	7444	7441	
G 15.0	7200	7197	7196	7197	7199	7201	7199	7197	7196	7197	7200	7201	7201	7197	
G 20.0	6937	6936	6932	6935	6939	6940	6939	6935	6932	6936	6937	6935	6935	6935	
G 25.0	6655	6655	6653	6656	6660	6661	6660	6656	6653	6655	6655	6653	6653	6653	
G 30.0	6363	6363	6361	6362	6364	6366	6364	6362	6361	6363	6363	6361	6359	6359	
G 35.0	6051	6051	6055	6053	6053	6060	6053	6053	6055	6051	6051	6055	6052	6052	
G 40.0	5723	5727	5728	5728	5728	5728	5728	5728	5728	5727	5723	5720	5722	5722	
G 45.0	5384	5385	5383	5386	5391	5394	5391	5386	5383	5385	5384	5380	5379	5379	
G 50.0	5021	5021	5021	5023	5025	5027	5025	5023	5021	5021	5021	5021	5021	5019	
G 55.0	4628	4630	4633	4635	4637	4639	4637	4635	4633	4630	4628	4626	4626	4626	
G 60.0	4193	4196	4198	4200	4203	4208	4203	4200	4198	4196	4193	4191	4189	4189	
G 65.0	3703	3706	3706	3716	3726	3729	3726	3716	3706	3706	3703	3695	3695	3695	
G 70.0	3143	3153	3157	3160	3165	3174	3165	3160	3157	3153	3143	3132	3125	3125	
G 75.0	2485	2494	2504	2514	2522	2528	2522	2514	2504	2494	2485	2475	2464	2464	
G 80.0	1715	1734	1753	1770	1779	1781	1779	1770	1753	1734	1715	1701	1701	1701	
G 85.0	841	863	891	891	891	891	891	891	891	863	841	835	825	825	
G 90.0	110	110	110	110	110	110	110	110	110	110	110	110	110	110	

**Luminaire**

Code 90582L400

Name ROFY 85 IP /C D0400 LIGHT+ 840 LO

**Measurem.**

Code 4/8/2023

Name ROFY 85 IP /C D0400 LIGHT+ 840 LO

Luminaire Flux	2394 lm	Luminaire Power	16.5 W	Efficacy	145.351 lm/W	Efficiency	81.15%
Source Flux	2950 lm	Maximum value	302.60 cd/klm	Position	C=0.00 G=0.00	CG	Double Symmetrical

**Luminance cd/m2 Table 3/3**

	C 260.00	C 270.00	C 280.00	C 290.00	C 300.00	C 310.00	C 320.00	C 330.00	C 340.00	C 350.00
G 0.0	7871	7871	7871	7871	7871	7871	7871	7871	7871	7871
G 5.0	7667	7663	7667	7668	7666	7666	7665	7663	7664	7667
G 10.0	7439	7442	7439	7441	7444	7444	7440	7437	7440	7443
G 15.0	7196	7198	7196	7197	7201	7200	7197	7196	7197	7199
G 20.0	6934	6932	6934	6935	6935	6937	6936	6932	6935	6939
G 25.0	6653	6653	6653	6653	6653	6655	6655	6653	6656	6660
G 30.0	6358	6358	6358	6359	6361	6363	6363	6361	6362	6364
G 35.0	6048	6047	6048	6052	6055	6051	6051	6055	6053	6053
G 40.0	5722	5717	5722	5722	5720	5723	5727	5728	5728	5728
G 45.0	5381	5383	5381	5379	5380	5384	5385	5383	5386	5391
G 50.0	5018	5018	5018	5019	5021	5021	5021	5021	5023	5025
G 55.0	4625	4620	4625	4626	4626	4628	4630	4633	4635	4637
G 60.0	4186	4184	4186	4189	4191	4193	4196	4198	4200	4203
G 65.0	3694	3691	3694	3695	3695	3703	3706	3706	3716	3726
G 70.0	3123	3123	3123	3125	3132	3143	3153	3157	3160	3165
G 75.0	2460	2460	2460	2464	2475	2485	2494	2504	2514	2522
G 80.0	1699	1695	1699	1701	1701	1715	1734	1753	1770	1779
G 85.0	821	821	821	825	835	841	863	891	891	891
G 90.0	110	110	110	110	110	110	110	110	110	110