

Luminaire

Code 90582L600

Name ROFY 85 IP /C D0600 LIGHT+ 840 LO

Measurem.

Code 4/8/2023

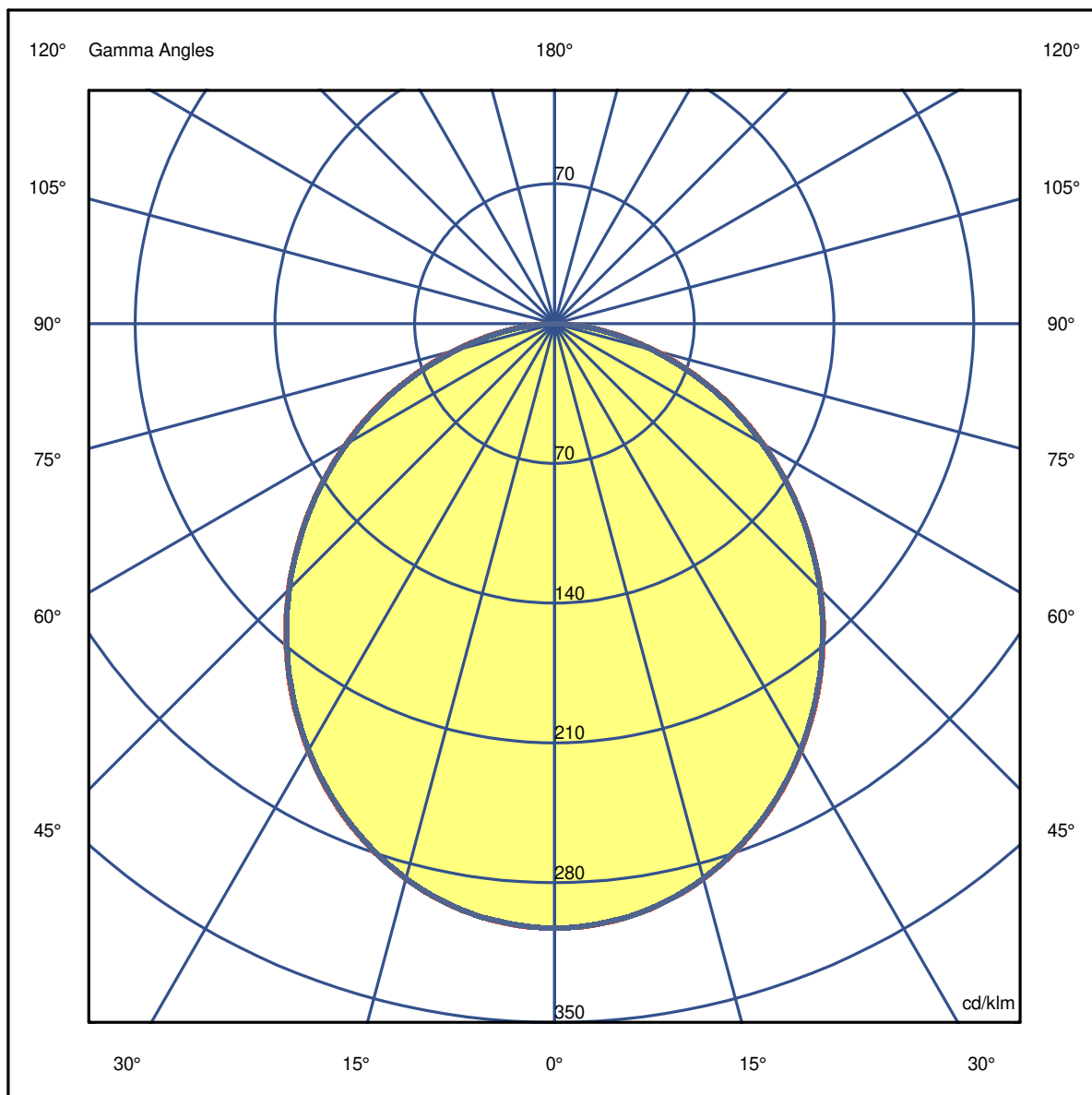
Name ROFY 85 IP /C D0600 LIGHT+ 840 LO

Luminaire Flux	4723 lm	Luminaire Power	33.1 W	Efficacy	142.601 lm/W	Efficiency	81.15%
Source Flux	5820 lm	Maximum value	302.60 cd/klm	Position	C=0.00 G=0.00	CG	Double Symmetrical

Diam=600mm

C Halfplanes

180.0 ————— 0.0
270.0 ————— 90.0



Luminaire

Code 90582L600
Name ROFY 85 IP /C D0600 LIGHT+ 840 LO

Measurem.

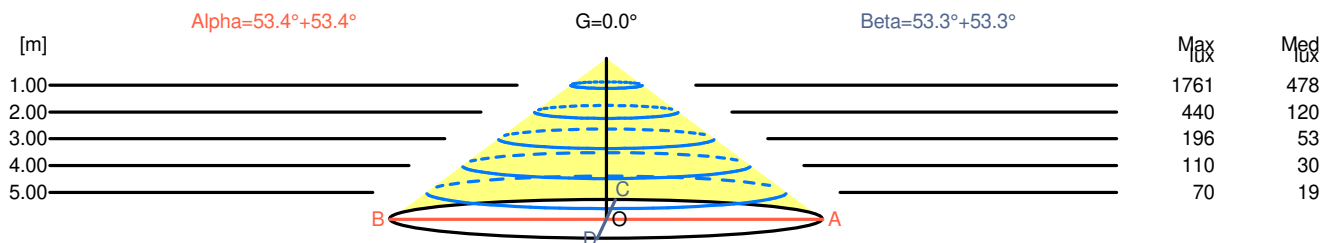
Code 4/8/2023
Name ROFY 85 IP /C D0600 LIGHT+ 840 LO

Luminaire Flux	4723 lm	Luminaire Power	33.1 W	Efficacy	142.601 lm/W	Efficiency	81.15%
Source Flux	5820 lm	Maximum value	302.60 cd/klm	Position	C=0.00 G=0.00	CG	Double Symmetrical

Width at 50.00 % of Max Intensity

H[m]	1.00	2.00	3.00	4.00	5.00	H[m]	1.00	2.00	3.00	4.00	5.00
OA	1.34	2.69	4.03	5.38	6.72	OC	1.34	2.68	4.02	5.36	6.70
OB	1.34	2.69	4.03	5.38	6.72	OD	1.34	2.68	4.02	5.36	6.70

	0	5	15	25	35	45	55	65	75	85
OA	1761.13	1752.40	1675.00	1530.08	1332.20	1096.49	837.50	568.03	302.06	73.91
OB	1761.13	1752.40	1675.00	1530.08	1332.20	1096.49	837.50	568.03	302.06	73.91
OC	1761.13	1750.66	1674.41	1528.33	1329.29	1094.16	834.01	562.21	293.91	68.09
OD	1761.13	1750.66	1674.41	1528.33	1329.29	1094.16	834.01	562.21	293.91	68.09



H[m]	D[m]	Max lux	Med lux	Alpha=53.4°+53.4°	G=0.0
1.00	2.69	1761	478		
2.00	5.38	440	120		
3.00	8.07	196	53		
4.00	10.76	110	30		
5.00	13.44	70	19		

H[m]	D[m]	Max lux	Med lux	Beta=53.3°+53.3°	G=0.0
1.00	2.68	1761	478		
2.00	5.36	440	120		
3.00	8.04	196	53		
4.00	10.72	110	30		
5.00	13.40	70	19		

Luminaire

Code 90582L600
Name ROFY 85 IP /C D0600 LIGHT+ 840 LO

Measurem.

Code 4/8/2023
Name ROFY 85 IP /C D0600 LIGHT+ 840 LO

Luminaire Flux	4723 lm	Luminaire Power	33.1 W	Efficacy	142.601 lm/W	Efficiency	81.15%
Source Flux	5820 lm	Maximum value	302.60 cd/klm	Position	C=0.00 G=0.00	CG	Double Symmetrical

UGR
S = 0.250

Reflectancies										
Ceiling/Cavity	0.7	0.7	0.5	0.5	0.3	0.7	0.7	0.5	0.5	0.3
Walls	0.5	0.3	0.5	0.3	0.3	0.5	0.3	0.5	0.3	0.3
Working Plane	0.2	0.2	0.2	0.2	0.2	0.2	0.2	0.2	0.2	0.2
Room Dimensions	Lateral View					Viewed Endwise				
x=2H y=2H	17.7	19.0	18.0	19.2	19.5	17.7	19.0	18.0	19.2	19.5
x=2H y=3H	19.0	20.2	19.4	20.5	20.7	19.0	20.2	19.3	20.4	20.7
x=2H y=4H	19.5	20.6	19.8	20.9	21.2	19.5	20.6	19.8	20.8	21.1
x=2H y=6H	19.8	20.9	20.2	21.1	21.5	19.7	20.8	20.1	21.1	21.4
x=2H y=8H	19.9	20.9	20.3	21.2	21.5	19.8	20.8	20.2	21.1	21.5
x=2H y=12H	19.9	20.9	20.3	21.2	21.5	19.8	20.8	20.2	21.1	21.4
x=4H y=2H	18.3	19.4	18.6	19.7	20.0	18.3	19.4	18.6	19.7	20.0
x=4H y=3H	19.8	20.8	20.2	21.1	21.4	19.8	20.7	20.1	21.0	21.4
x=4H y=4H	20.4	21.2	20.8	21.6	22.0	20.4	21.2	20.8	21.5	21.9
x=4H y=6H	20.8	21.5	21.2	21.9	22.3	20.7	21.5	21.1	21.8	22.2
x=4H y=8H	20.9	21.6	21.4	22.0	22.4	20.8	21.5	21.3	21.9	22.3
x=4H y=12H	21.0	21.6	21.4	22.0	22.4	20.9	21.5	21.3	21.9	22.3
x=8H y=4H	20.6	21.3	21.1	21.7	22.1	20.6	21.3	21.0	21.6	22.1
x=8H y=6H	21.1	21.7	21.6	22.1	22.6	21.1	21.6	21.5	22.0	22.5
x=8H y=8H	21.3	21.8	21.8	22.2	22.7	21.2	21.7	21.7	22.2	22.6
x=8H y=12H	21.4	21.8	21.9	22.3	22.8	21.3	21.7	21.8	22.2	22.7
x=12H y=4H	20.6	21.3	21.1	21.7	22.1	20.6	21.2	21.0	21.6	22.0
x=12H y=6H	21.2	21.7	21.7	22.1	22.6	21.1	21.6	21.6	22.0	22.5
x=12H y=8H	21.3	21.8	21.8	22.2	22.7	21.3	21.7	21.8	22.1	22.6

Luminaire

Code 90582L600

Name ROFY 85 IP /C D0600 LIGHT+ 840 LO

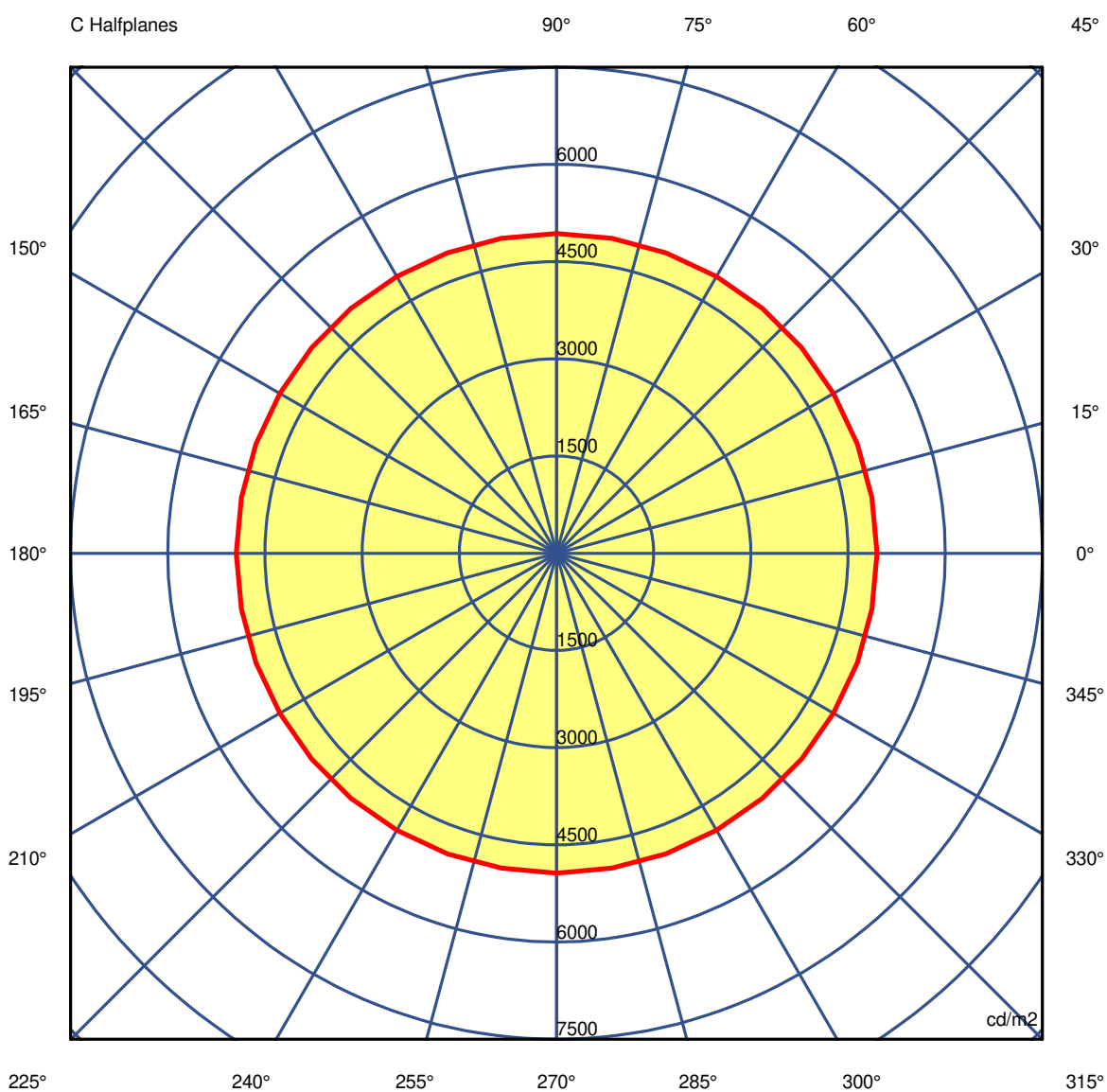
Measurem.

Code 4/8/2023

Name ROFY 85 IP /C D0600 LIGHT+ 840 LO

Luminaire Flux	4723 lm	Luminaire Power	33.1 W	Efficacy	142.601 lm/W	Efficiency	81.15%
Source Flux	5820 lm	Maximum value	302.60 cd/klm	Position	C=0.00 G=0.00	CG Double Symmetrical	

Luminance



45.0°

Luminaire

Code 90582L600

Name ROFY 85 IP /C D0600 LIGHT+ 840 LO

Measurement

Code 4/8/2023

Name ROFY 85 IP /C D0600 LIGHT+ 840 LO

Luminaire Flux	4723 lm	Luminaire Power	33.1 W	Efficacy	142.601 lm/W	Efficiency	81.15%						
Source Flux	5820 lm	Maximum value	302.60 cd/klm	Position	C=0.00 G=0.00	CG	Double Symmetrical						
Luminance cd/m2													
Table 1/3													
	C 0.00	C 10.00	C 20.00	C 30.00	C 40.00	C 50.00	C 60.00	C 70.00	C 80.00	C 90.00	C 100.00	C 110.00	C 120.00
G 0.0	6666	6666	6666	6666	6666	6666	6666	6666	6666	6666	6666	6666	6666
G 5.0	6551	6548	6546	6545	6546	6547	6547	6548	6548	6545	6548	6548	6547
G 10.0	6410	6409	6406	6404	6406	6409	6410	6407	6406	6408	6406	6407	6410
G 15.0	6251	6249	6248	6246	6247	6250	6251	6248	6246	6249	6246	6248	6251
G 20.0	6074	6073	6070	6067	6070	6072	6069	6069	6069	6067	6069	6069	6069
G 25.0	5878	5877	5874	5872	5873	5874	5872	5872	5872	5872	5872	5872	5872
G 30.0	5667	5666	5664	5662	5664	5665	5662	5661	5660	5660	5660	5661	5662
G 35.0	5444	5438	5438	5439	5436	5436	5439	5437	5433	5432	5433	5437	5439
G 40.0	5196	5196	5196	5196	5195	5192	5189	5191	5191	5186	5191	5191	5189
G 45.0	4946	4943	4939	4936	4938	4937	4933	4932	4934	4936	4934	4932	4933
G 50.0	4665	4663	4661	4659	4659	4659	4659	4658	4657	4657	4657	4658	4659
G 55.0	4364	4362	4360	4358	4356	4353	4351	4351	4350	4345	4350	4351	4351
G 60.0	4022	4017	4014	4012	4010	4008	4005	4003	4001	3999	4001	4003	4005
G 65.0	3633	3630	3620	3611	3611	3608	3600	3600	3599	3596	3599	3600	3600
G 70.0	3168	3158	3153	3151	3146	3137	3125	3118	3117	3117	3117	3118	3125
G 75.0	2604	2598	2589	2579	2569	2559	2549	2537	2534	2534	2534	2537	2549
G 80.0	1917	1914	1904	1886	1866	1845	1830	1830	1828	1824	1828	1830	1830
G 85.0	1025	1025	1025	1025	992	967	960	949	944	944	944	949	960
G 90.0	142	142	142	142	142	142	142	142	142	142	142	142	142

Luminaire

Code 90582L600

Name ROFY 85 IP /C D0600 LIGHT+ 840 LO

Measurement

Code 4/8/2023

Name ROFY 85 IP /C D0600 LIGHT+ 840 LO

Luminaire Flux	4723 lm		Luminaire Power		33.1 W		Efficacy		142.601 lm/W		Efficiency		81.15%	
Source Flux	5820 lm		Maximum value		302.60 cd/klm		Position		C=0.00 G=0.00		CG		Double Symmetrical	
Luminance cd/m2														
Table 2/3														
	C 130.00	C 140.00	C 150.00	C 160.00	C 170.00	C 180.00	C 190.00	C 200.00	C 210.00	C 220.00	C 230.00	C 240.00	C 250.00	
G 0.0	6666	6666	6666	6666	6666	6666	6666	6666	6666	6666	6666	6666	6666	
G 5.0	6547	6546	6545	6546	6548	6551	6548	6546	6545	6546	6547	6547	6548	
G 10.0	6409	6406	6404	6406	6409	6410	6409	6406	6404	6406	6409	6410	6407	
G 15.0	6250	6247	6246	6248	6249	6251	6249	6248	6246	6247	6250	6251	6248	
G 20.0	6072	6070	6067	6070	6073	6074	6073	6070	6067	6070	6072	6069	6069	
G 25.0	5874	5873	5872	5874	5877	5878	5877	5874	5872	5873	5874	5872	5872	
G 30.0	5665	5664	5662	5664	5666	5667	5666	5664	5662	5664	5665	5662	5661	
G 35.0	5436	5436	5439	5438	5438	5444	5438	5438	5439	5436	5436	5439	5437	
G 40.0	5192	5195	5196	5196	5196	5196	5196	5196	5196	5195	5192	5189	5191	
G 45.0	4937	4938	4936	4939	4943	4946	4943	4939	4936	4938	4937	4933	4932	
G 50.0	4659	4659	4659	4661	4663	4665	4663	4661	4659	4659	4659	4659	4658	
G 55.0	4353	4356	4358	4360	4362	4364	4362	4360	4358	4356	4353	4351	4351	
G 60.0	4008	4010	4012	4014	4017	4022	4017	4014	4012	4010	4008	4005	4003	
G 65.0	3608	3611	3611	3620	3630	3633	3630	3620	3611	3611	3608	3600	3600	
G 70.0	3137	3146	3151	3153	3158	3168	3158	3153	3151	3146	3137	3125	3118	
G 75.0	2559	2569	2579	2589	2598	2604	2598	2589	2579	2569	2559	2549	2537	
G 80.0	1845	1866	1886	1904	1914	1917	1914	1904	1886	1866	1845	1830	1830	
G 85.0	967	992	1025	1025	1025	1025	1025	1025	1025	992	967	960	949	
G 90.0	142	142	142	142	142	142	142	142	142	142	142	142	142	

Luminaire

Code 90582L600

Name ROFY 85 IP /C D0600 LIGHT+ 840 LO

Measurem.

Code 4/8/2023

Name ROFY 85 IP /C D0600 LIGHT+ 840 LO

Luminaire Flux	4723 lm	Luminaire Power	33.1 W	Efficacy	142.601 lm/W	Efficiency	81.15%
Source Flux	5820 lm	Maximum value	302.60 cd/klm	Position	C=0.00 G=0.00	CG	Double Symmetrical

Luminance cd/m2 Table 3/3

	C 260.00	C 270.00	C 280.00	C 290.00	C 300.00	C 310.00	C 320.00	C 330.00	C 340.00	C 350.00
G 0.0	6666	6666	6666	6666	6666	6666	6666	6666	6666	6666
G 5.0	6548	6545	6548	6548	6547	6547	6546	6545	6546	6548
G 10.0	6406	6408	6406	6407	6410	6409	6406	6404	6406	6409
G 15.0	6246	6249	6246	6248	6251	6250	6247	6246	6248	6249
G 20.0	6069	6067	6069	6069	6069	6072	6070	6067	6070	6073
G 25.0	5872	5872	5872	5872	5872	5874	5873	5872	5874	5877
G 30.0	5660	5660	5660	5661	5662	5665	5664	5662	5664	5666
G 35.0	5433	5432	5433	5437	5439	5436	5436	5439	5438	5438
G 40.0	5191	5186	5191	5191	5189	5192	5195	5196	5196	5196
G 45.0	4934	4936	4934	4932	4933	4937	4938	4936	4939	4943
G 50.0	4657	4657	4657	4658	4659	4659	4659	4659	4661	4663
G 55.0	4350	4345	4350	4351	4351	4353	4356	4358	4360	4362
G 60.0	4001	3999	4001	4003	4005	4008	4010	4012	4014	4017
G 65.0	3599	3596	3599	3600	3600	3608	3611	3611	3620	3630
G 70.0	3117	3117	3117	3118	3125	3137	3146	3151	3153	3158
G 75.0	2534	2534	2534	2537	2549	2559	2569	2579	2589	2598
G 80.0	1828	1824	1828	1830	1830	1845	1866	1886	1904	1914
G 85.0	944	944	944	949	960	967	992	1025	1025	1025
G 90.0	142	142	142	142	142	142	142	142	142	142