

Luminaire

Code 90583L900
Name ROFY 60 D0900 GCONTROL+ K3 830 HO

Measurem.

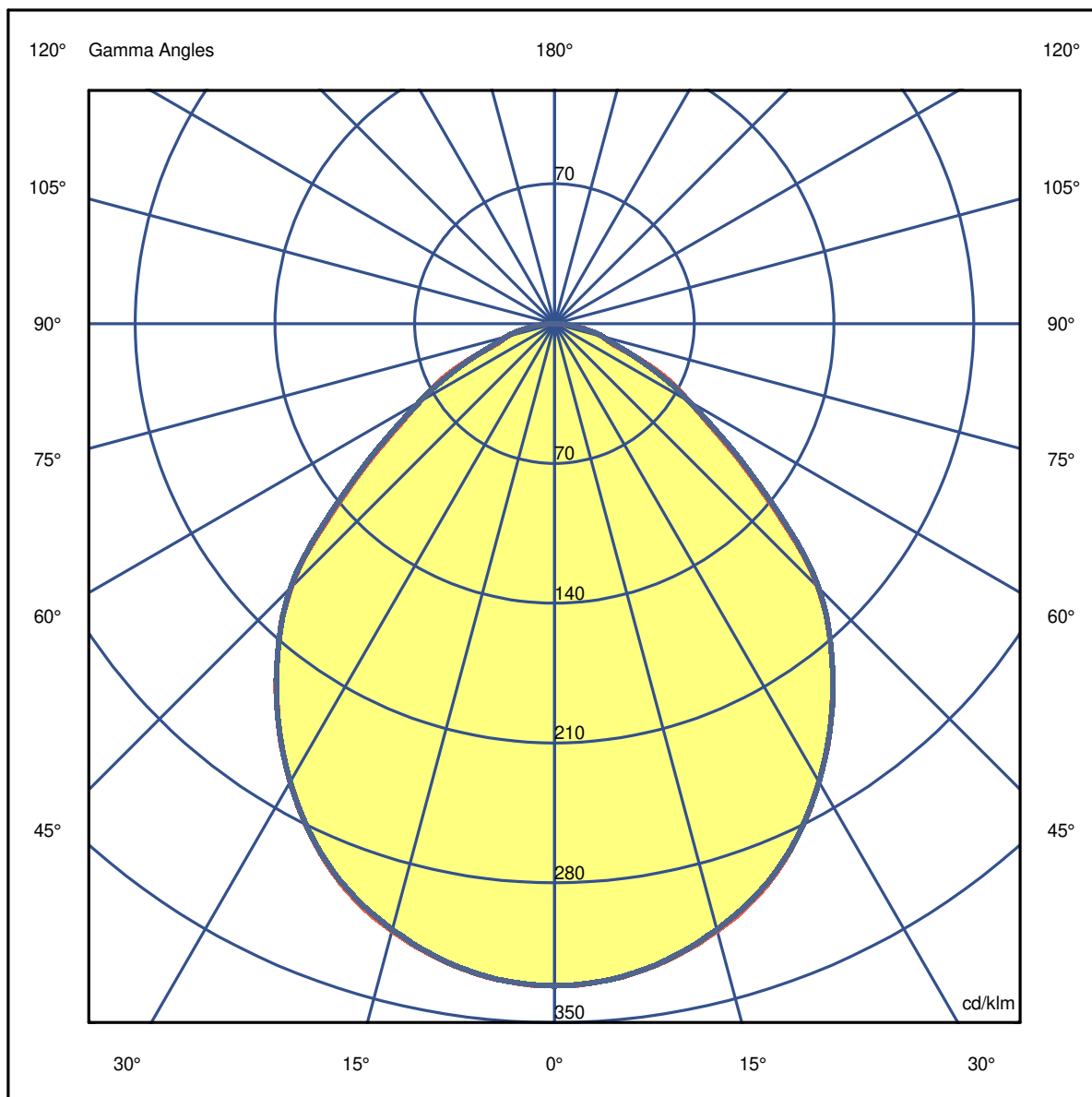
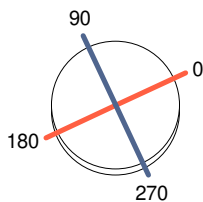
Code 4/8/2023
Name ROFY 60 D0900 GCONTROL+ K3 830 HO

Luminaire Flux	8463 lm	Luminaire Power	64.9 W	Efficacy	130.362 lm/W	Efficiency	72.14%
Source Flux	11732 lm	Maximum value	331.60 cd/klm	Position	C=0.00 G=0.00	CG	Double Symmetrical

Diam=900mm

C Halfplanes

180.0 ——— 0.0
270.0 ——— 90.0



Luminaire

Code 90583L900

Name ROFY 60 D0900 GCONTROL+ K3 830 HO

Measurem.

Code 4/8/2023

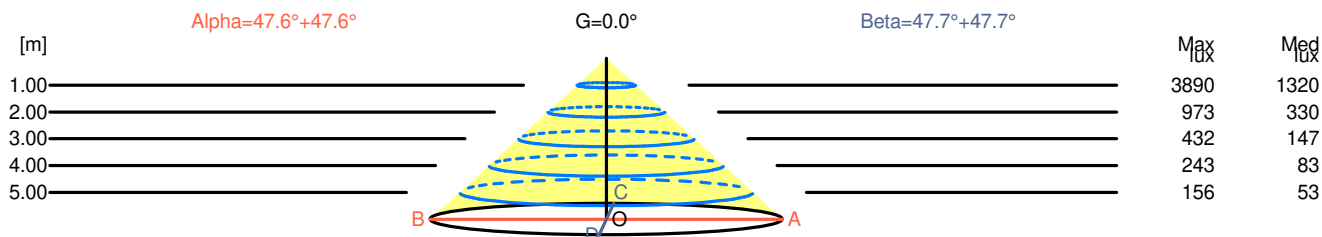
Name ROFY 60 D0900 GCONTROL+ K3 830 HO

Luminaire Flux	8463 lm	Luminaire Power	64.9 W	Efficacy	130.362 lm/W	Efficiency	72.14%
Source Flux	11732 lm	Maximum value	331.60 cd/klm	Position	C=0.00 G=0.00	CG	Double Symmetrical

Width at 50.00 % of Max Intensity

H[m]	1.00	2.00	3.00	4.00	5.00	H[m]	1.00	2.00	3.00	4.00	5.00
OA	1.09	2.19	3.28	4.38	5.47	OC	1.10	2.20	3.30	4.40	5.50
OB	1.09	2.19	3.28	4.38	5.47	OD	1.10	2.20	3.30	4.40	5.50

	0	5	15	25	35	45	55	65	75	85
OA	3890.33	3866.87	3690.89	3350.66	2833.28	2190.36	1233.03	673.42	290.95	83.30
OB	3890.33	3866.87	3690.89	3350.66	2833.28	2190.36	1233.03	673.42	290.95	83.30
OC	3890.33	3865.69	3686.19	3348.31	2834.45	2196.23	1252.98	641.74	293.30	80.95
OD	3890.33	3865.69	3686.19	3348.31	2834.45	2196.23	1252.98	641.74	293.30	80.95



H[m]	D[m]	Max lux	Med lux	Alpha=47.6°+47.6°	G=0.0
1.00	2.19	3890	1320		
2.00	4.38	973	330		
3.00	6.57	432	147		
4.00	8.76	243	83		
5.00	10.95	156	53		

H[m]	D[m]	Max lux	Med lux	Beta=47.7°+47.7°	G=0.0
1.00	2.20	3890	1320		
2.00	4.40	973	330		
3.00	6.60	432	147		
4.00	8.79	243	83		
5.00	10.99	156	53		

Luminaire

Code 90583L900

Name ROFY 60 D0900 GCONTROL+ K3 830 HO

Measurem.

Code 4/8/2023

Name ROFY 60 D0900 GCONTROL+ K3 830 HO

Luminaire Flux	8463 lm	Luminaire Power	64.9 W	Efficacy	130.362 lm/W	Efficiency	72.14%
Source Flux	11732 lm	Maximum value	331.60 cd/klm	Position	C=0.00 G=0.00	CG	Double Symmetrical

UGR
S = 0.250

Reflectancies										
Ceiling/Cavity	0.7	0.7	0.5	0.5	0.3	0.7	0.7	0.5	0.5	0.3
Walls	0.5	0.3	0.5	0.3	0.3	0.5	0.3	0.5	0.3	0.3
Working Plane	0.2	0.2	0.2	0.2	0.2	0.2	0.2	0.2	0.2	0.2
Room Dimensions	Lateral View					Viewed Endwise				
x=2H y=2H	16.1	17.2	16.3	17.4	17.7	16.1	17.2	16.4	17.5	17.7
x=2H y=3H	16.7	17.8	17.0	18.0	18.3	16.7	17.7	17.0	18.0	18.3
x=2H y=4H	16.9	17.9	17.3	18.2	18.5	16.9	17.9	17.2	18.2	18.4
x=2H y=6H	17.1	18.0	17.5	18.3	18.6	17.1	18.0	17.5	18.3	18.6
x=2H y=8H	17.2	18.0	17.5	18.3	18.6	17.1	18.0	17.5	18.3	18.6
x=2H y=12H	17.2	18.0	17.5	18.3	18.6	17.2	18.0	17.5	18.3	18.6
x=4H y=2H	16.2	17.2	16.6	17.5	17.8	16.3	17.2	16.6	17.5	17.8
x=4H y=3H	17.0	17.9	17.4	18.2	18.5	17.0	17.8	17.4	18.2	18.5
x=4H y=4H	17.4	18.1	17.8	18.4	18.8	17.4	18.1	17.7	18.4	18.8
x=4H y=6H	17.7	18.3	18.1	18.7	19.1	17.7	18.3	18.1	18.7	19.1
x=4H y=8H	17.8	18.3	18.2	18.7	19.1	17.7	18.3	18.2	18.7	19.1
x=4H y=12H	17.8	18.3	18.3	18.7	19.2	17.8	18.3	18.2	18.7	19.1
x=8H y=4H	17.5	18.1	17.9	18.4	18.8	17.4	18.0	17.9	18.4	18.8
x=8H y=6H	17.9	18.3	18.3	18.8	19.2	17.9	18.3	18.3	18.8	19.2
x=8H y=8H	18.0	18.4	18.5	18.9	19.4	18.0	18.4	18.5	18.9	19.4
x=8H y=12H	18.1	18.5	18.6	19.0	19.5	18.1	18.5	18.6	18.9	19.5
x=12H y=4H	17.5	18.0	17.9	18.4	18.8	17.4	18.0	17.9	18.4	18.8
x=12H y=6H	17.9	18.3	18.4	18.8	19.2	17.9	18.3	18.4	18.7	19.2
x=12H y=8H	18.1	18.4	18.6	18.9	19.4	18.1	18.4	18.6	18.9	19.4

Luminaire

Code 90583L900

Name ROFY 60 D0900 GCONTROL+ K3 830 HO

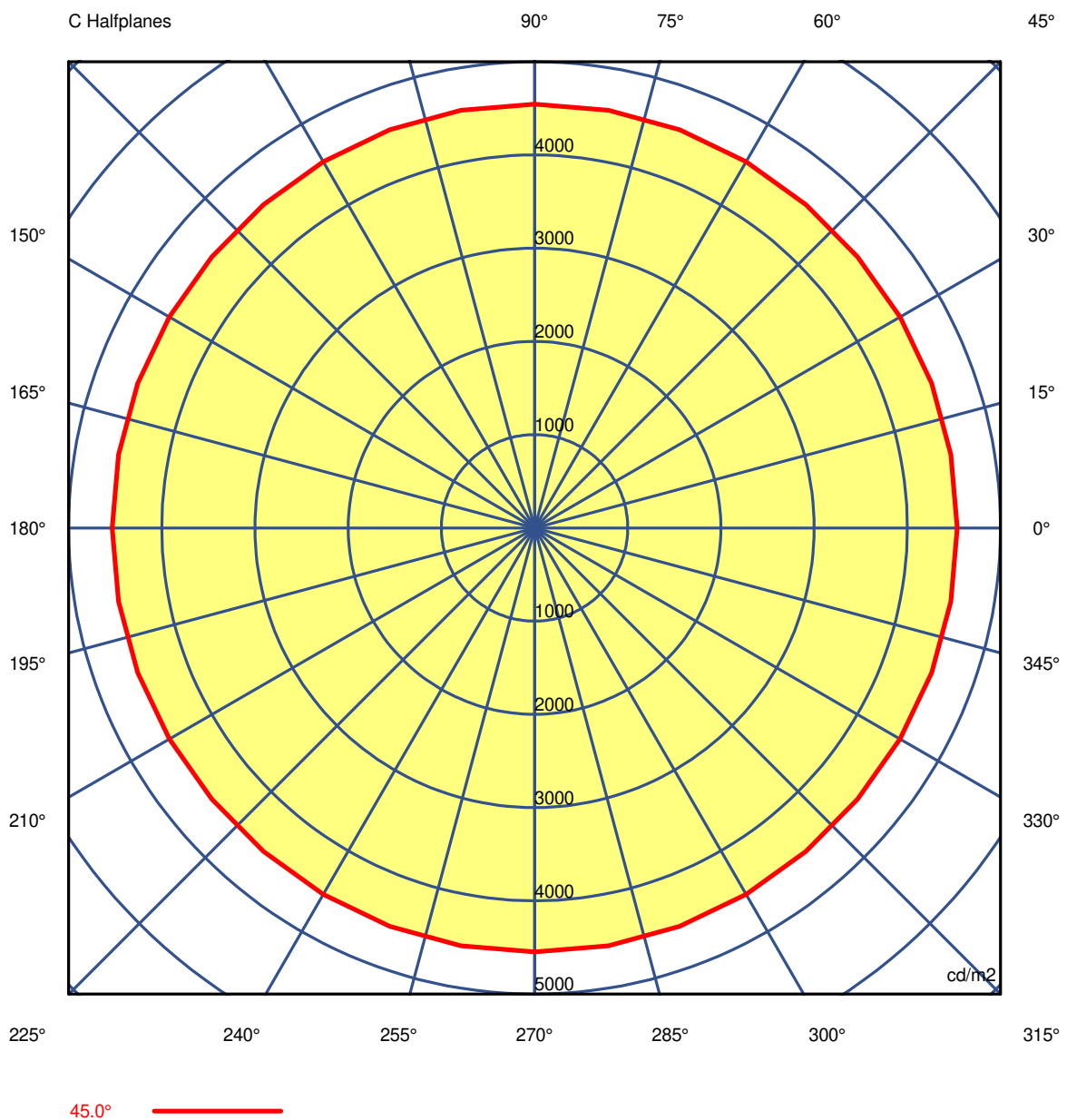
Measurem.

Code 4/8/2023

Name ROFY 60 D0900 GCONTROL+ K3 830 HO

Luminaire Flux	8463 lm	Luminaire Power	64.9 W	Efficacy	130.362 lm/W	Efficiency	72.14%
Source Flux	11732 lm	Maximum value	331.60 cd/klm	Position	C=0.00 G=0.00	CG Double Symmetrical	

Luminance



Luminaire

Code 90583L900

Name ROFY 60 D0900 GCONTROL+ K3 830 HO

Measurement

Code 4/8/2023

Name ROFY 60 D0900 GCONTROL+ K3 830 HO

Luminaire Flux	8463 lm		Luminaire Power		64.9 W		Efficacy		130.362 lm/W		Efficiency		72.14%	
Source Flux	11732 lm		Maximum value		331.60 cd/klm		Position		C=0.00 G=0.00		CG		Double Symmetrical	
Luminance cd/m2 Table 1/3														
	C 0.00	C 10.00	C 20.00	C 30.00	C 40.00	C 50.00	C 60.00	C 70.00	C 80.00	C 90.00	C 100.00	C 110.00	C 120.00	
G 0.0	6396	6396	6396	6396	6396	6396	6396	6396	6396	6396	6396	6396	6396	
G 5.0	6314	6311	6311	6314	6315	6314	6312	6311	6311	6312	6311	6311	6312	
G 10.0	6206	6206	6204	6202	6202	6201	6198	6199	6201	6202	6201	6199	6198	
G 15.0	6082	6080	6076	6070	6067	6066	6067	6069	6072	6074	6072	6069	6067	
G 20.0	5947	5937	5926	5914	5905	5901	5904	5916	5926	5930	5926	5916	5904	
G 25.0	5749	5742	5737	5733	5727	5723	5725	5732	5740	5745	5740	5732	5725	
G 30.0	5511	5507	5508	5517	5531	5533	5522	5512	5509	5509	5509	5512	5522	
G 35.0	5236	5239	5247	5266	5280	5284	5273	5251	5241	5238	5241	5251	5273	
G 40.0	4928	4932	4939	4951	4964	4965	4955	4946	4936	4923	4936	4946	4955	
G 45.0	4535	4535	4533	4528	4525	4528	4538	4547	4550	4547	4550	4547	4538	
G 50.0	3753	3830	3872	3819	3653	3650	3813	3877	3854	3803	3854	3877	3813	
G 55.0	3006	3230	3129	2749	2460	2435	2703	3123	3266	3055	3266	3123	2703	
G 60.0	2474	2468	2285	1921	1970	1993	1991	2308	2467	2478	2467	2308	1991	
G 65.0	2073	2020	1839	1575	1689	1717	1618	1812	1944	1976	1944	1812	1618	
G 70.0	1408	1538	1572	1484	1347	1335	1450	1529	1528	1471	1528	1529	1450	
G 75.0	1267	1312	1247	1144	1170	1172	1144	1235	1300	1277	1300	1235	1144	
G 80.0	975	1028	1077	1099	1079	1081	1106	1093	1048	988	1048	1093	1106	
G 85.0	653	741	817	828	741	738	819	801	722	635	722	801	819	
G 90.0	125	125	125	125	125	125	125	125	125	125	125	125	125	

Luminaire

Code 90583L900

Name ROFY 60 D0900 GCONTROL+ K3 830 HO

Measurement

Code 4/8/2023

Name ROFY 60 D0900 GCONTROL+ K3 830 HO

Luminaire Flux	8463 lm		Luminaire Power		64.9 W		Efficacy		130.362 lm/W		Efficiency		72.14%	
Source Flux	11732 lm		Maximum value		331.60 cd/klm		Position		C=0.00 G=0.00		CG		Double Symmetrical	
Luminance cd/m2														
Table 2/3														
	C 130.00	C 140.00	C 150.00	C 160.00	C 170.00	C 180.00	C 190.00	C 200.00	C 210.00	C 220.00	C 230.00	C 240.00	C 250.00	
G 0.0	6396	6396	6396	6396	6396	6396	6396	6396	6396	6396	6396	6396	6396	
G 5.0	6314	6315	6314	6311	6311	6314	6311	6311	6314	6315	6314	6312	6311	
G 10.0	6201	6202	6202	6204	6206	6206	6206	6204	6202	6202	6201	6198	6199	
G 15.0	6066	6067	6070	6076	6080	6082	6080	6076	6070	6067	6066	6067	6069	
G 20.0	5901	5905	5914	5926	5937	5947	5937	5926	5914	5905	5901	5904	5916	
G 25.0	5723	5727	5733	5737	5742	5749	5742	5737	5733	5727	5723	5725	5732	
G 30.0	5533	5531	5517	5508	5507	5511	5507	5508	5517	5531	5533	5522	5512	
G 35.0	5284	5280	5266	5247	5239	5236	5239	5247	5266	5280	5284	5273	5251	
G 40.0	4965	4964	4951	4939	4932	4928	4932	4939	4951	4964	4965	4955	4946	
G 45.0	4528	4525	4528	4533	4535	4535	4535	4533	4528	4525	4528	4538	4547	
G 50.0	3650	3653	3819	3872	3830	3753	3830	3872	3819	3653	3650	3813	3877	
G 55.0	2435	2460	2749	3129	3230	3006	3230	3129	2749	2460	2435	2703	3123	
G 60.0	1993	1970	1921	2285	2468	2474	2468	2285	1921	1970	1993	1991	2308	
G 65.0	1717	1689	1575	1839	2020	2073	2020	1839	1575	1689	1717	1618	1812	
G 70.0	1335	1347	1484	1572	1538	1408	1538	1572	1484	1347	1335	1450	1529	
G 75.0	1172	1170	1144	1247	1312	1267	1312	1247	1144	1170	1172	1144	1235	
G 80.0	1081	1079	1099	1077	1028	975	1028	1077	1099	1079	1081	1106	1093	
G 85.0	738	741	828	817	741	653	741	817	828	741	738	819	801	
G 90.0	125	125	125	125	125	125	125	125	125	125	125	125	125	

Luminaire

Code 90583L900

Name ROFY 60 D0900 GCONTROL+ K3 830 HO

Measurem.

Code 4/8/2023

Name ROFY 60 D0900 GCONTROL+ K3 830 HO

Luminaire Flux	8463 lm	Luminaire Power	64.9 W	Efficacy	130.362 lm/W	Efficiency	72.14%
Source Flux	11732 lm	Maximum value	331.60 cd/klm	Position	C=0.00 G=0.00	CG	Double Symmetrical

Luminance cd/m2 Table 3/3

	C 260.00	C 270.00	C 280.00	C 290.00	C 300.00	C 310.00	C 320.00	C 330.00	C 340.00	C 350.00
G 0.0	6396	6396	6396	6396	6396	6396	6396	6396	6396	6396
G 5.0	6311	6312	6311	6311	6312	6314	6315	6314	6311	6311
G 10.0	6201	6202	6201	6199	6198	6201	6202	6202	6204	6206
G 15.0	6072	6074	6072	6069	6067	6066	6067	6070	6076	6080
G 20.0	5926	5930	5926	5916	5904	5901	5905	5914	5926	5937
G 25.0	5740	5745	5740	5732	5725	5723	5727	5733	5737	5742
G 30.0	5509	5509	5509	5512	5522	5533	5531	5517	5508	5507
G 35.0	5241	5238	5241	5251	5273	5284	5280	5266	5247	5239
G 40.0	4936	4923	4936	4946	4955	4965	4964	4951	4939	4932
G 45.0	4550	4547	4550	4547	4538	4528	4525	4528	4533	4535
G 50.0	3854	3803	3854	3877	3813	3650	3653	3819	3872	3830
G 55.0	3266	3055	3266	3123	2703	2435	2460	2749	3129	3230
G 60.0	2467	2478	2467	2308	1991	1993	1970	1921	2285	2468
G 65.0	1944	1976	1944	1812	1618	1717	1689	1575	1839	2020
G 70.0	1528	1471	1528	1529	1450	1335	1347	1484	1572	1538
G 75.0	1300	1277	1300	1235	1144	1172	1170	1144	1247	1312
G 80.0	1048	988	1048	1093	1106	1081	1079	1099	1077	1028
G 85.0	722	635	722	801	819	738	741	828	817	741
G 90.0	125	125	125	125	125	125	125	125	125	125