

Luminaire

Code 90585L900
Name ROFY 60 D0900 LIGHT+ 830 HO

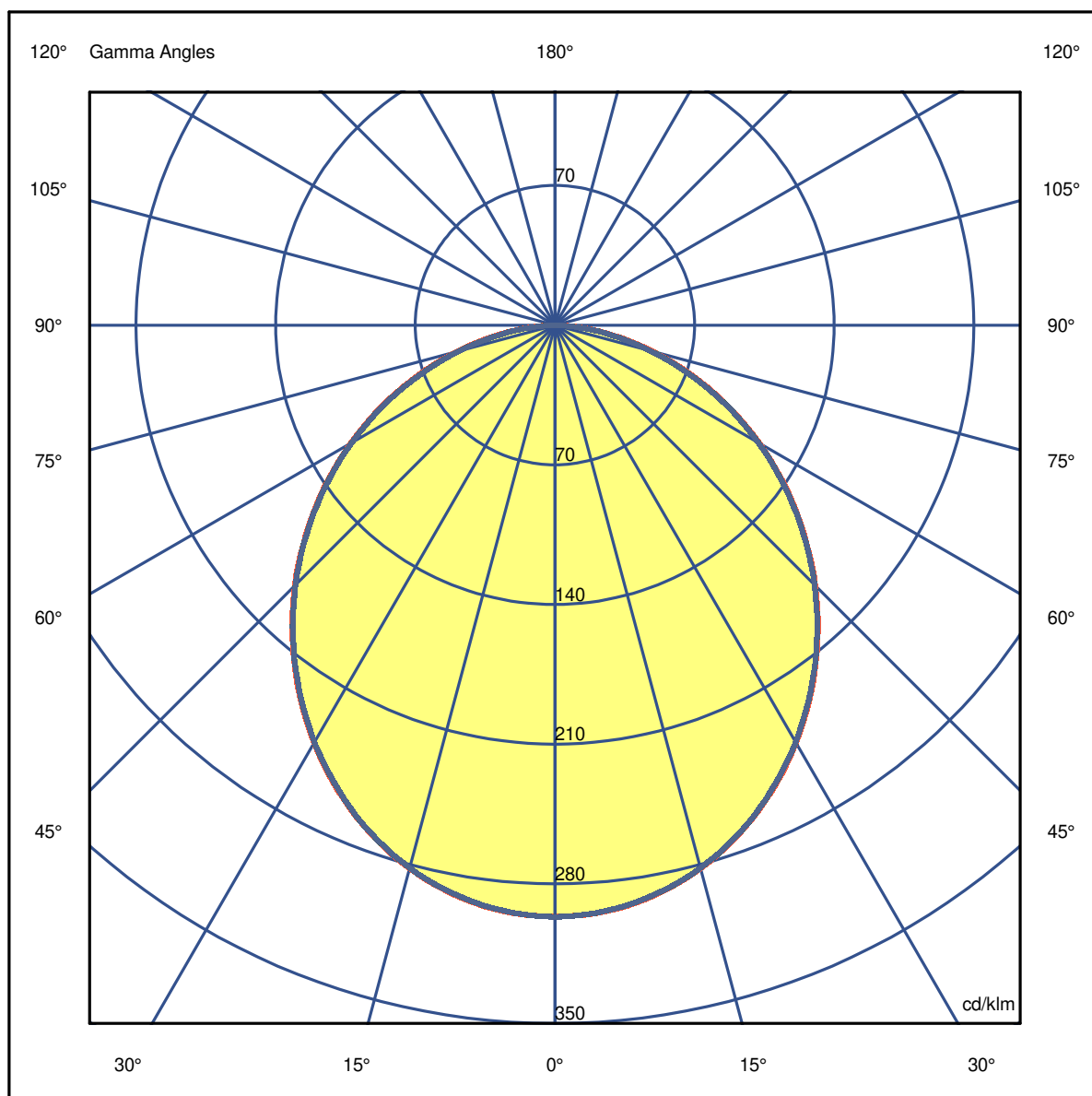
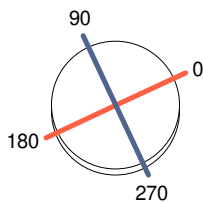
Measur.

Code 4/8/2023
Name ROFY 60 D0900 LIGHT+ 830 HO

Luminaire Flux	9326 lm	Luminaire Power	64.9 W	Efficacy	143.649 lm/W	Efficiency	79.49%
Source Flux	11732 lm	Maximum value	296.50 cd/klm	Position	C=0.00 G=0.00	CG	Double Symmetrical

Diam=900mm

C Halfplanes



Luminaire

Code 90585L900

Name ROFY 60 D0900 LIGHT+ 830 HO

Measurem.

Code 4/8/2023

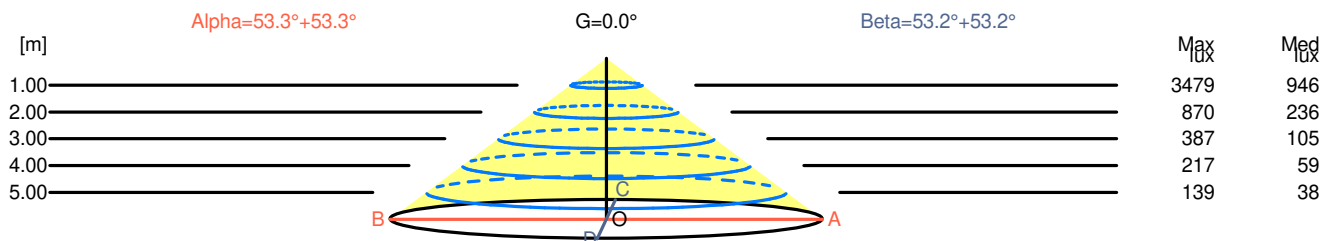
Name ROFY 60 D0900 LIGHT+ 830 HO

Luminaire Flux	9326 lm	Luminaire Power	64.9 W	Efficacy	143.649 lm/W	Efficiency	79.49%
Source Flux	11732 lm	Maximum value	296.50 cd/klm	Position	C=0.00 G=0.00	CG	Double Symmetrical

Width at 50.00 % of Max Intensity

H[m]	1.00	2.00	3.00	4.00	5.00	H[m]	1.00	2.00	3.00	4.00	5.00
OA	1.34	2.69	4.03	5.38	6.72	OC	1.34	2.67	4.01	5.35	6.68
OB	1.34	2.69	4.03	5.38	6.72	OD	1.34	2.67	4.01	5.35	6.68

	0	5	15	25	35	45	55	65	75	85
OA	3478.54	3458.59	3306.08	3020.99	2627.97	2164.55	1653.04	1119.23	594.81	146.65
OB	3478.54	3458.59	3306.08	3020.99	2627.97	2164.55	1653.04	1119.23	594.81	146.65
OC	3478.54	3455.07	3303.73	3012.78	2623.28	2158.69	1644.83	1109.85	580.73	134.92
OD	3478.54	3455.07	3303.73	3012.78	2623.28	2158.69	1644.83	1109.85	580.73	134.92



H[m]	D[m]	Max lux	Med lux	Alpha=53.3°+53.3°	G=0.0
1.00	2.69	3479	946		
2.00	5.38	870	236		
3.00	8.06	387	105		
4.00	10.75	217	59		
5.00	13.44	139	38		

H[m]	D[m]	Max lux	Med lux	Beta=53.2°+53.2°	G=0.0
1.00	2.67	3479	946		
2.00	5.35	870	236		
3.00	8.02	387	105		
4.00	10.69	217	59		
5.00	13.37	139	38		

Luminaire

Code 90585L900

Name ROFY 60 D0900 LIGHT+ 830 HO

Measurem.

Code 4/8/2023

Name ROFY 60 D0900 LIGHT+ 830 HO

Luminaire Flux	9326 lm	Luminaire Power	64.9 W	Efficacy	143.649 lm/W	Efficiency	79.49%
Source Flux	11732 lm	Maximum value	296.50 cd/klm	Position	C=0.00 G=0.00	CG	Double Symmetrical

UGR
S = 0.250

Reflectancies										
Ceiling/Cavity	0.7	0.7	0.5	0.5	0.3	0.7	0.7	0.5	0.5	0.3
Walls	0.5	0.3	0.5	0.3	0.3	0.5	0.3	0.5	0.3	0.3
Working Plane	0.2	0.2	0.2	0.2	0.2	0.2	0.2	0.2	0.2	0.2
Room Dimensions										
Room Dimensions	Lateral View					Viewed Endwise				
x=2H y=2H	17.4	18.7	17.7	18.9	19.2	17.4	18.7	17.7	18.9	19.2
x=2H y=3H	18.8	20.0	19.1	20.2	20.5	18.8	19.9	19.1	20.2	20.5
x=2H y=4H	19.3	20.4	19.6	20.7	21.0	19.3	20.4	19.6	20.6	20.9
x=2H y=6H	19.6	20.7	20.0	21.0	21.3	19.6	20.6	19.9	20.9	21.2
x=2H y=8H	19.7	20.7	20.1	21.0	21.4	19.6	20.6	20.0	20.9	21.3
x=2H y=12H	19.8	20.7	20.1	21.0	21.4	19.7	20.6	20.0	20.9	21.3
x=4H y=2H	18.0	19.1	18.4	19.4	19.7	18.0	19.1	18.3	19.4	19.7
x=4H y=3H	19.6	20.6	20.0	20.9	21.2	19.6	20.5	19.9	20.8	21.2
x=4H y=4H	20.2	21.1	20.6	21.4	21.8	20.2	21.0	20.6	21.4	21.7
x=4H y=6H	20.7	21.4	21.1	21.8	22.2	20.6	21.3	21.0	21.7	22.1
x=4H y=8H	20.8	21.5	21.2	21.9	22.3	20.7	21.4	21.1	21.8	22.2
x=4H y=12H	20.9	21.5	21.3	21.9	22.3	20.8	21.4	21.2	21.8	22.2
x=8H y=4H	20.5	21.1	20.9	21.5	21.9	20.4	21.1	20.9	21.5	21.9
x=8H y=6H	21.0	21.6	21.5	22.0	22.4	20.9	21.5	21.4	21.9	22.4
x=8H y=8H	21.2	21.7	21.7	22.1	22.6	21.1	21.6	21.6	22.0	22.5
x=8H y=12H	21.3	21.7	21.8	22.2	22.7	21.2	21.6	21.7	22.1	22.6
x=12H y=4H	20.5	21.1	20.9	21.5	21.9	20.4	21.0	20.9	21.4	21.9
x=12H y=6H	21.1	21.5	21.5	22.0	22.5	21.0	21.5	21.5	21.9	22.4
x=12H y=8H	21.3	21.7	21.8	22.2	22.7	21.2	21.6	21.7	22.1	22.6

Luminaire

Code 90585L900

Name ROFY 60 D0900 LIGHT+ 830 HO

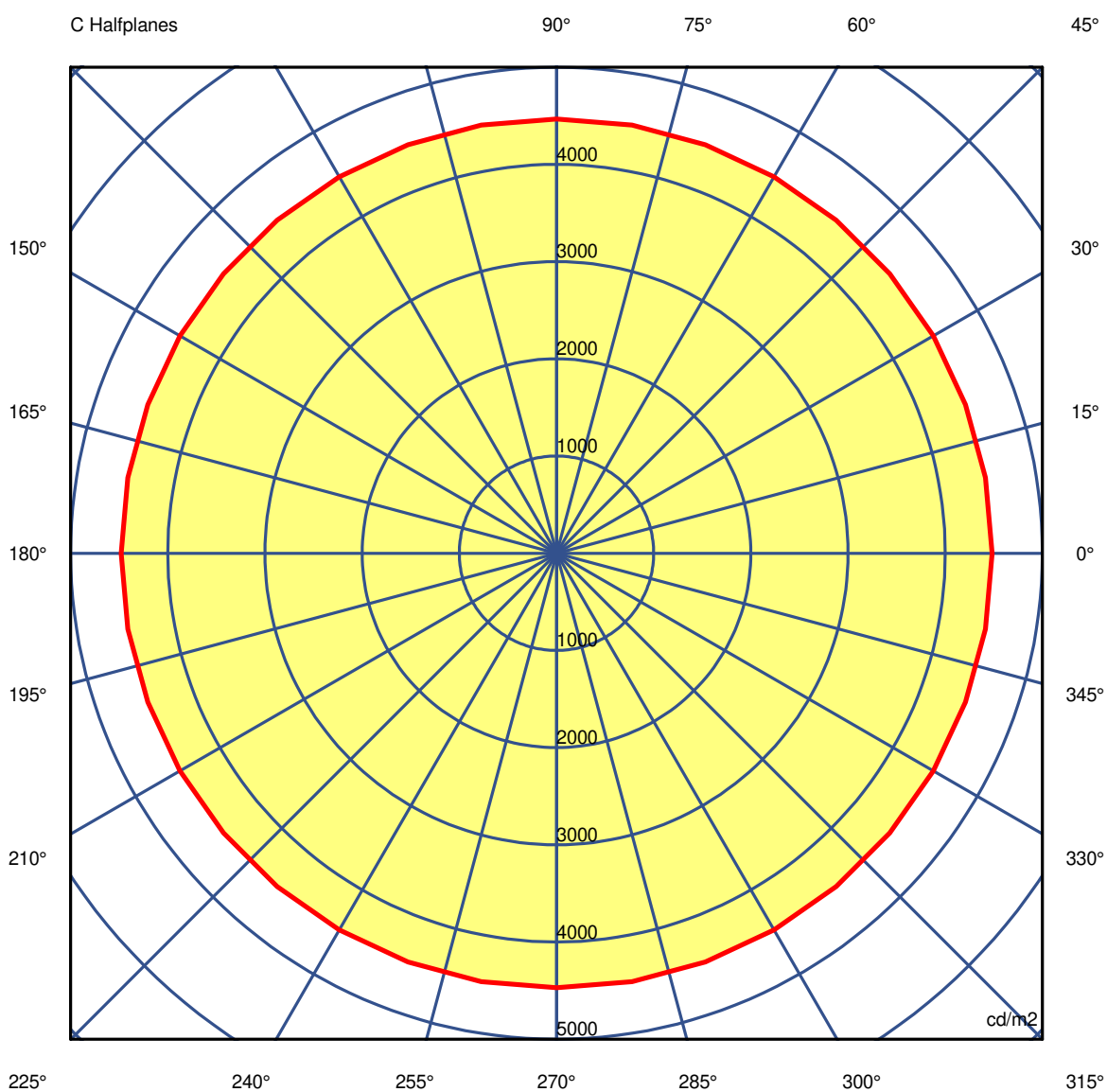
Measurem.

Code 4/8/2023

Name ROFY 60 D0900 LIGHT+ 830 HO

Luminaire Flux	9326 lm	Luminaire Power	64.9 W	Efficacy	143.649 lm/W	Efficiency	79.49%
Source Flux	11732 lm	Maximum value	296.50 cd/klm	Position	C=0.00 G=0.00	CG Double Symmetrical	

Luminance



45.0°

Luminaire

Code 90585L900

Name ROFY 60 D0900 LIGHT+ 830 HO

Measurement

Code 4/8/2023

Name ROFY 60 D0900 LIGHT+ 830 HO

Luminaire Flux		9326 lm		Luminaire Power		64.9 W		Efficacy		143.649 lm/W		Efficiency		79.49%	
Source Flux		11732 lm		Maximum value		296.50 cd/klm		Position		C=0.00 G=0.00		CG		Double Symmetrical	
Luminance cd/m2														Table 1/3	
	C 0.00	C 10.00	C 20.00	C 30.00	C 40.00	C 50.00	C 60.00	C 70.00	C 80.00	C 90.00	C 100.00	C 110.00	C 120.00		
G 0.0	5719	5719	5719	5719	5719	5719	5719	5719	5719	5719	5719	5719	5719	5719	5719
G 5.0	5647	5647	5647	5647	5649	5649	5647	5649	5648	5642	5648	5649	5649	5647	5647
G 10.0	5558	5560	5558	5556	5557	5559	5560	5559	5556	5550	5556	5559	5560	5558	5558
G 15.0	5448	5449	5450	5450	5448	5448	5450	5449	5447	5444	5447	5449	5450	5448	5448
G 20.0	5323	5325	5323	5321	5322	5322	5321	5322	5321	5315	5321	5322	5321	5323	5323
G 25.0	5183	5182	5180	5179	5179	5179	5179	5178	5175	5169	5175	5178	5179	5183	5183
G 30.0	5027	5025	5023	5022	5026	5026	5022	5022	5022	5020	5022	5022	5022	5027	5027
G 35.0	4857	4855	4854	4854	4854	4854	4852	4851	4849	4848	4849	4851	4852	4857	4857
G 40.0	4675	4675	4673	4670	4672	4672	4670	4670	4668	4663	4668	4670	4670	4675	4675
G 45.0	4482	4481	4477	4475	4477	4476	4472	4474	4474	4470	4474	4474	4472	4482	4482
G 50.0	4269	4267	4266	4266	4262	4261	4261	4258	4254	4250	4254	4258	4261	4269	4269
G 55.0	4031	4029	4027	4025	4023	4022	4022	4021	4017	4011	4017	4021	4022	4031	4031
G 60.0	3769	3764	3761	3759	3755	3752	3750	3745	3742	3740	3742	3745	3750	3769	3769
G 65.0	3446	3443	3442	3442	3438	3432	3428	3425	3422	3417	3422	3425	3428	3446	3446
G 70.0	3073	3063	3059	3056	3045	3035	3031	3028	3024	3018	3024	3028	3031	3073	3073
G 75.0	2590	2590	2586	2575	2561	2546	2534	2534	2532	2529	2532	2534	2534	2590	2590
G 80.0	1989	1987	1977	1963	1953	1930	1904	1904	1902	1891	1902	1904	1904	1989	1989
G 85.0	1150	1161	1149	1122	1110	1095	1076	1069	1065	1058	1065	1069	1076	1150	1150
G 90.0	188	176	173	173	173	173	173	173	173	173	173	173	173	188	188

Luminaire

Code 90585L900

Name ROFY 60 D0900 LIGHT+ 830 HO

Measurement

Code 4/8/2023

Name ROFY 60 D0900 LIGHT+ 830 HO

Luminaire Flux	9326 lm		Luminaire Power		64.9 W		Efficacy		143.649 lm/W		Efficiency		79.49%	
Source Flux	11732 lm		Maximum value		296.50 cd/klm		Position		C=0.00 G=0.00		CG		Double Symmetrical	
Luminance cd/m2														
Table 2/3														
	C 130.00	C 140.00	C 150.00	C 160.00	C 170.00	C 180.00	C 190.00	C 200.00	C 210.00	C 220.00	C 230.00	C 240.00	C 250.00	
G 0.0	5719	5719	5719	5719	5719	5719	5719	5719	5719	5719	5719	5719	5719	
G 5.0	5649	5649	5647	5647	5647	5647	5647	5647	5647	5649	5649	5647	5649	
G 10.0	5559	5557	5556	5558	5560	5558	5560	5558	5556	5557	5559	5560	5559	
G 15.0	5448	5448	5450	5450	5449	5448	5449	5450	5450	5448	5448	5450	5449	
G 20.0	5322	5322	5321	5323	5325	5323	5325	5323	5321	5322	5322	5321	5322	
G 25.0	5179	5179	5179	5180	5182	5183	5182	5180	5179	5179	5179	5179	5178	
G 30.0	5026	5026	5022	5023	5025	5027	5025	5023	5022	5026	5026	5022	5022	
G 35.0	4854	4854	4854	4854	4855	4857	4855	4854	4854	4854	4854	4852	4851	
G 40.0	4672	4672	4670	4673	4675	4675	4675	4673	4670	4672	4672	4670	4670	
G 45.0	4476	4477	4475	4477	4481	4482	4481	4477	4475	4477	4476	4472	4474	
G 50.0	4261	4262	4266	4266	4267	4269	4267	4266	4266	4262	4261	4261	4258	
G 55.0	4022	4023	4025	4027	4029	4031	4029	4027	4025	4023	4022	4022	4021	
G 60.0	3752	3755	3759	3761	3764	3769	3764	3761	3759	3755	3752	3750	3745	
G 65.0	3432	3438	3442	3442	3443	3446	3443	3442	3442	3438	3432	3428	3425	
G 70.0	3035	3045	3056	3059	3063	3073	3063	3059	3056	3045	3035	3031	3028	
G 75.0	2546	2561	2575	2586	2590	2590	2590	2586	2575	2561	2546	2534	2534	
G 80.0	1930	1953	1963	1977	1987	1989	1987	1977	1963	1953	1930	1904	1904	
G 85.0	1095	1110	1122	1149	1161	1150	1161	1149	1122	1110	1095	1076	1069	
G 90.0	173	173	173	173	176	188	176	173	173	173	173	173	173	

Luminaire

Code 90585L900
Name ROFY 60 D0900 LIGHT+ 830 HO

Measurem.

Code 4/8/2023
Name ROFY 60 D0900 LIGHT+ 830 HO

Luminaire Flux	9326 lm	Luminaire Power	64.9 W	Efficacy	143.649 lm/W	Efficiency	79.49%
Source Flux	11732 lm	Maximum value	296.50 cd/klm	Position	C=0.00 G=0.00	CG	Double Symmetrical

Luminance cd/m2 Table 3/3

	C 260.00	C 270.00	C 280.00	C 290.00	C 300.00	C 310.00	C 320.00	C 330.00	C 340.00	C 350.00
G 0.0	5719	5719	5719	5719	5719	5719	5719	5719	5719	5719
G 5.0	5648	5642	5648	5649	5647	5649	5649	5647	5647	5647
G 10.0	5556	5550	5556	5559	5560	5559	5557	5556	5558	5560
G 15.0	5447	5444	5447	5449	5450	5448	5448	5450	5450	5449
G 20.0	5321	5315	5321	5322	5321	5322	5322	5321	5323	5325
G 25.0	5175	5169	5175	5178	5179	5179	5179	5179	5180	5182
G 30.0	5022	5020	5022	5022	5022	5026	5026	5022	5023	5025
G 35.0	4849	4848	4849	4851	4852	4854	4854	4854	4854	4855
G 40.0	4668	4663	4668	4670	4670	4672	4672	4670	4673	4675
G 45.0	4474	4470	4474	4474	4472	4476	4477	4475	4477	4481
G 50.0	4254	4250	4254	4258	4261	4261	4262	4266	4266	4267
G 55.0	4017	4011	4017	4021	4022	4022	4023	4025	4027	4029
G 60.0	3742	3740	3742	3745	3750	3752	3755	3759	3761	3764
G 65.0	3422	3417	3422	3425	3428	3432	3438	3442	3442	3443
G 70.0	3024	3018	3024	3028	3031	3035	3045	3056	3059	3063
G 75.0	2532	2529	2532	2534	2534	2546	2561	2575	2586	2590
G 80.0	1902	1891	1902	1904	1904	1930	1953	1963	1977	1987
G 85.0	1065	1058	1065	1069	1076	1095	1110	1122	1149	1161
G 90.0	173	173	173	173	173	173	173	173	173	176