

Luminaire

Code 90587L600
Name ROFY 60 D/I D0600 GCONTROL+ K3 840 HO

Measurem.

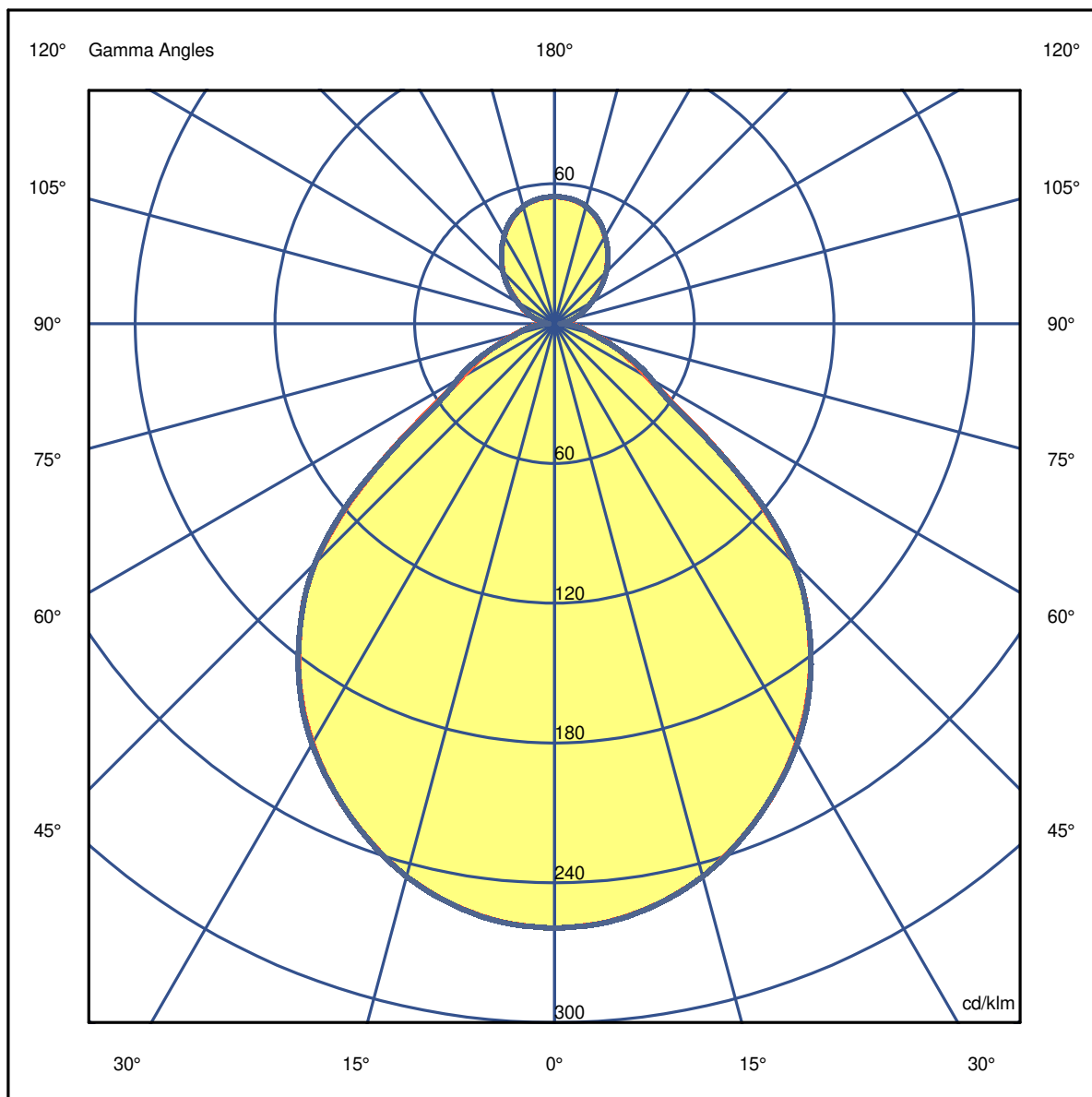
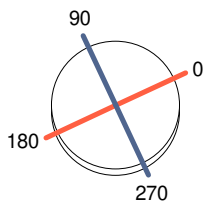
Code 26/7/2023
Name ROFY 60 D/I D0600 GCONTROL+ K3 840 HO

Luminaire Flux	7333 lm	Luminaire Power	56.3 W	Efficacy	130.267 lm/W	Efficiency	70.45%
Source Flux	10408 lm	Maximum value	259.40 cd/klm	Position	C=0.00 G=0.00	CG	Double Symmetrical

Diam=600mm

C Halfplanes

180.0 ——— 0.0
270.0 ——— 90.0



Luminaire

Code 90587L600
Name ROFY 60 D/I D0600 GCONTROL+ K3 840 HO

Measurem.

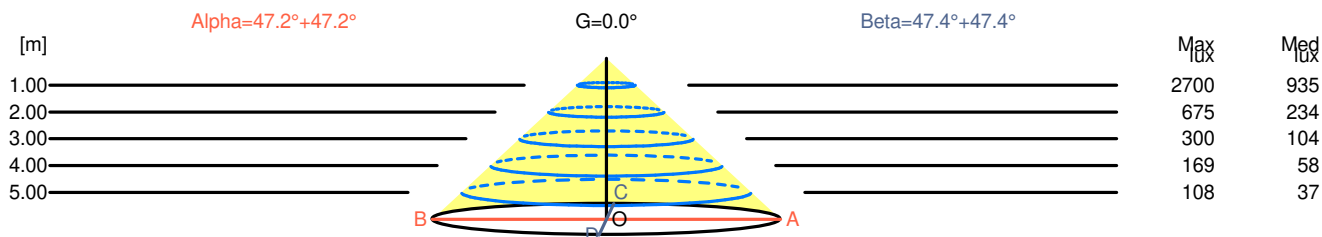
Code 26/7/2023
Name ROFY 60 D/I D0600 GCONTROL+ K3 840 HO

Luminaire Flux	7333 lm	Luminaire Power	56.3 W	Efficacy	130.267 lm/W	Efficiency	70.45%
Source Flux	10408 lm	Maximum value	259.40 cd/klm	Position	C=0.00 G=0.00	CG	Double Symmetrical

Width at 50.00 % of Max Intensity

H[m]	1.00	2.00	3.00	4.00	5.00	H[m]	1.00	2.00	3.00	4.00	5.00
OA	1.08	2.16	3.25	4.33	5.41	OC	1.09	2.17	3.26	4.35	5.44
OB	1.08	2.16	3.25	4.33	5.41	OD	1.09	2.17	3.26	4.35	5.44

	0	5	15	25	35	45	55	65	75	85
OA	2699.84	2683.18	2556.20	2315.78	1983.76	1512.28	702.54	367.40	181.10	84.30
OB	2699.84	2683.18	2556.20	2315.78	1983.76	1512.28	702.54	367.40	181.10	84.30
OC	2699.84	2684.22	2556.20	2315.78	1987.93	1514.36	677.56	386.14	172.77	69.73
OD	2699.84	2684.22	2556.20	2315.78	1987.93	1514.36	677.56	386.14	172.77	69.73



H[m]	D[m]	Max lux	Med lux	Alpha=47.2°+47.2°	G=0.0	
1.00	2.16	2700	935			
2.00	4.33	675	234			
3.00	6.49	300	104			
4.00	8.65	169	58			
5.00	10.82	108	37			

H[m]	D[m]	Max lux	Med lux	Beta=47.4°+47.4°	G=0.0	
1.00	2.17	2700	935			
2.00	4.35	675	234			
3.00	6.52	300	104			
4.00	8.70	169	58			
5.00	10.87	108	37			

Luminaire

Code 90587L600

Name ROFY 60 D/I D0600 GCONTROL+ K3 840 HO

Measurem.

Code 26/7/2023

Name ROFY 60 D/I D0600 GCONTROL+ K3 840 HO

Luminaire Flux	7333 lm	Luminaire Power	56.3 W	Efficacy	130.267 lm/W	Efficiency	70.45%
Source Flux	10408 lm	Maximum value	259.40 cd/klm	Position	C=0.00 G=0.00	CG	Double Symmetrical

UGR
S = 0.250

Reflectancies										
Ceiling/Cavity	0.7	0.7	0.5	0.5	0.3	0.7	0.7	0.5	0.5	0.3
Walls	0.5	0.3	0.5	0.3	0.3	0.5	0.3	0.5	0.3	0.3
Working Plane	0.2	0.2	0.2	0.2	0.2	0.2	0.2	0.2	0.2	0.2
Room Dimensions	Lateral View					Viewed Endwise				
x=2H y=2H	15.8	16.8	16.4	17.3	17.9	16.1	17.1	16.7	17.6	18.2
x=2H y=3H	16.3	17.1	16.9	17.7	18.3	16.5	17.4	17.1	17.9	18.6
x=2H y=4H	16.4	17.2	17.0	17.8	18.5	16.6	17.4	17.2	18.0	18.7
x=2H y=6H	16.6	17.3	17.2	17.9	18.6	16.7	17.5	17.3	18.1	18.8
x=2H y=8H	16.6	17.3	17.2	17.9	18.6	16.8	17.5	17.4	18.1	18.8
x=2H y=12H	16.6	17.3	17.3	17.9	18.7	16.8	17.5	17.4	18.1	18.8
x=4H y=2H	16.1	16.9	16.7	17.5	18.1	16.4	17.2	17.0	17.8	18.4
x=4H y=3H	16.7	17.3	17.3	18.0	18.7	17.0	17.7	17.6	18.3	19.0
x=4H y=4H	16.9	17.5	17.6	18.1	18.9	17.2	17.8	17.9	18.4	19.2
x=4H y=6H	17.1	17.6	17.8	18.3	19.1	17.4	17.9	18.1	18.6	19.3
x=4H y=8H	17.2	17.7	17.9	18.4	19.2	17.5	17.9	18.2	18.6	19.4
x=4H y=12H	17.3	17.7	18.0	18.4	19.2	17.5	17.9	18.2	18.6	19.5
x=8H y=4H	17.0	17.4	17.7	18.1	18.9	17.2	17.7	18.0	18.4	19.2
x=8H y=6H	17.3	17.7	18.0	18.4	19.2	17.5	17.9	18.3	18.6	19.5
x=8H y=8H	17.5	17.8	18.2	18.5	19.4	17.7	18.0	18.4	18.8	19.6
x=8H y=12H	17.6	17.9	18.4	18.6	19.5	17.8	18.1	18.5	18.8	19.7
x=12H y=4H	17.0	17.4	17.7	18.1	18.9	17.2	17.6	17.9	18.3	19.2
x=12H y=6H	17.3	17.6	18.1	18.4	19.2	17.6	17.9	18.3	18.6	19.5
x=12H y=8H	17.5	17.8	18.3	18.5	19.4	17.7	18.0	18.5	18.8	19.6

Luminaire

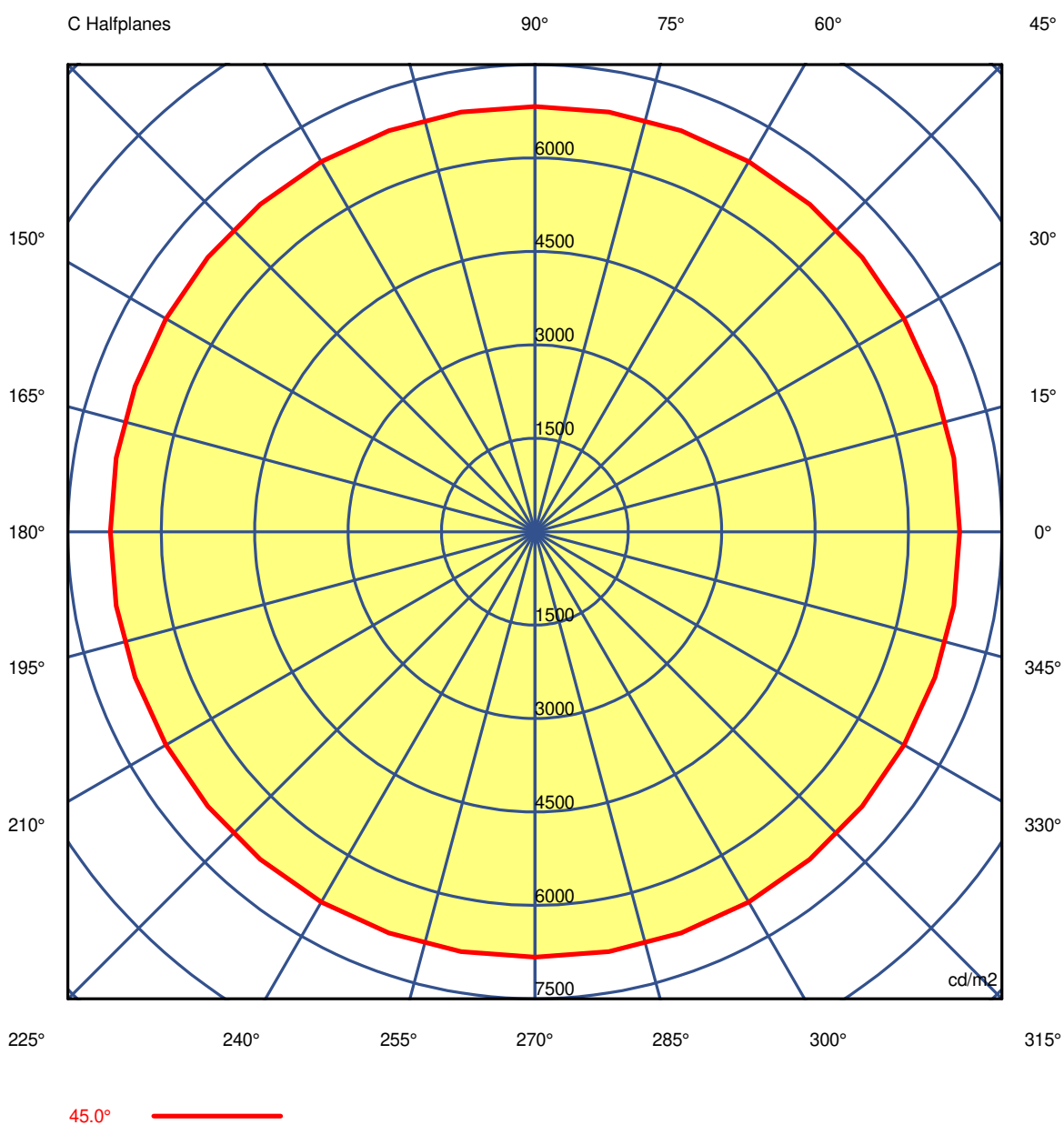
Code 90587L600
Name ROFY 60 D/I D0600 GCONTROL+ K3 840 HO

Measurem.

Code 26/7/2023
Name ROFY 60 D/I D0600 GCONTROL+ K3 840 HO

Luminaire Flux	7333 lm	Luminaire Power	56.3 W	Efficacy	130.267 lm/W	Efficiency	70.45%
Source Flux	10408 lm	Maximum value	259.40 cd/klm	Position	C=0.00 G=0.00	CG Double Symmetrical	

Luminance



Luminaire

Code 90587L600

Name ROFY 60 D/I D0600 GCONTROL+ K3 840 HO

Measurem.

Code 26/7/2023

Name ROFY 60 D/I D0600 GCONTROL+ K3 840 HO

Luminaire Flux	7333 lm		Luminaire Power		56.3 W		Efficacy		130.267 lm/W		Efficiency		70.45%	
Source Flux	10408 lm		Maximum value		259.40 cd/klm		Position		C=0.00 G=0.00		CG		Double Symmetrical	
Luminance cd/m2														
Table 1/3														
	C 0.00	C 10.00	C 20.00	C 30.00	C 40.00	C 50.00	C 60.00	C 70.00	C 80.00	C 90.00	C 100.00	C 110.00	C 120.00	
G 0.0	10219	10219	10219	10219	10219	10219	10219	10219	10219	10219	10219	10219	10219	
G 5.0	10031	10031	10031	10031	10034	10034	10031	10030	10032	10035	10032	10030	10031	
G 10.0	9798	9801	9802	9802	9805	9805	9802	9804	9805	9802	9805	9804	9802	
G 15.0	9539	9539	9541	9547	9550	9551	9551	9549	9545	9539	9545	9549	9551	
G 20.0	9225	9229	9238	9252	9272	9284	9280	9265	9247	9229	9247	9265	9280	
G 25.0	8897	8899	8904	8913	8927	8937	8937	8922	8906	8897	8906	8922	8937	
G 30.0	8537	8554	8545	8521	8521	8521	8521	8523	8532	8554	8532	8523	8521	
G 35.0	8107	8118	8103	8069	8048	8039	8039	8058	8089	8124	8089	8058	8039	
G 40.0	7554	7567	7562	7541	7519	7503	7505	7532	7553	7559	7553	7532	7505	
G 45.0	6822	6828	6835	6845	6859	6866	6864	6856	6844	6831	6844	6856	6864	
G 50.0	5385	5418	5503	5670	5784	5849	5846	5728	5576	5440	5576	5728	5846	
G 55.0	3660	3461	3787	4430	4688	4741	4740	4574	4152	3530	4152	4574	4740	
G 60.0	2757	2818	2893	3078	3456	3723	3644	3245	2942	2876	2942	3245	3644	
G 65.0	2350	2482	2419	2317	2749	3142	3036	2488	2232	2470	2232	2488	3036	
G 70.0	1934	1919	1861	1881	2257	2561	2475	2074	1901	1896	1901	2074	2475	
G 75.0	1561	1525	1439	1427	1666	1866	1812	1557	1420	1489	1420	1557	1812	
G 80.0	1378	1385	1426	1488	1524	1534	1510	1444	1386	1356	1386	1444	1510	
G 85.0	1169	1139	1145	1154	1032	929	938	1014	1034	967	1034	1014	938	
G 90.0	718	703	690	676	651	611	570	555	538	507	538	555	570	

Luminaire

Code 90587L600

Name ROFY 60 D/I D0600 GCONTROL+ K3 840 HO

Measurem.

Code 26/7/2023

Name ROFY 60 D/I D0600 GCONTROL+ K3 840 HO

Luminaire Flux	7333 lm		Luminaire Power		56.3 W		Efficacy		130.267 lm/W		Efficiency		70.45%	
Source Flux	10408 lm		Maximum value		259.40 cd/klm		Position		C=0.00 G=0.00		CG		Double Symmetrical	
Luminance cd/m2														Table 2/3
	C 130.00	C 140.00	C 150.00	C 160.00	C 170.00	C 180.00	C 190.00	C 200.00	C 210.00	C 220.00	C 230.00	C 240.00	C 250.00	
G 0.0	10219	10219	10219	10219	10219	10219	10219	10219	10219	10219	10219	10219	10219	10219
G 5.0	10034	10034	10031	10031	10031	10031	10031	10031	10031	10034	10034	10031	10030	10030
G 10.0	9805	9805	9802	9802	9801	9798	9801	9802	9802	9805	9805	9802	9804	9804
G 15.0	9551	9550	9547	9541	9539	9539	9539	9541	9547	9550	9551	9551	9549	9549
G 20.0	9284	9272	9252	9238	9229	9225	9229	9238	9252	9272	9284	9280	9265	9265
G 25.0	8937	8927	8913	8904	8899	8897	8899	8904	8913	8927	8937	8937	8922	8922
G 30.0	8521	8521	8521	8545	8554	8537	8554	8545	8521	8521	8521	8521	8523	8523
G 35.0	8039	8048	8069	8103	8118	8107	8118	8103	8069	8048	8039	8039	8058	8058
G 40.0	7503	7519	7541	7562	7567	7554	7567	7562	7541	7519	7503	7505	7532	7532
G 45.0	6866	6859	6845	6835	6828	6822	6828	6835	6845	6859	6866	6864	6856	6856
G 50.0	5849	5784	5670	5503	5418	5385	5418	5503	5670	5784	5849	5846	5728	5728
G 55.0	4741	4688	4430	3787	3461	3660	3461	3787	4430	4688	4741	4740	4574	4574
G 60.0	3723	3456	3078	2893	2818	2757	2818	2893	3078	3456	3723	3644	3245	3245
G 65.0	3142	2749	2317	2419	2482	2350	2482	2419	2317	2749	3142	3036	2488	2488
G 70.0	2561	2257	1881	1861	1919	1934	1919	1861	1881	2257	2561	2475	2074	2074
G 75.0	1866	1666	1427	1439	1525	1561	1525	1439	1427	1666	1866	1812	1557	1557
G 80.0	1534	1524	1488	1426	1385	1378	1385	1426	1488	1524	1534	1510	1444	1444
G 85.0	929	1032	1154	1145	1139	1169	1139	1145	1154	1032	929	938	1014	1014
G 90.0	611	651	676	690	703	718	703	690	676	651	611	570	555	555

Luminaire

Code 90587L600

Name ROFY 60 D/I D0600 GCONTROL+ K3 840 HO

Measurem.

Code 26/7/2023

Name ROFY 60 D/I D0600 GCONTROL+ K3 840 HO

Luminaire Flux	7333 lm	Luminaire Power	56.3 W	Efficacy	130.267 lm/W	Efficiency	70.45%
Source Flux	10408 lm	Maximum value	259.40 cd/klm	Position	C=0.00 G=0.00	CG	Double Symmetrical

Luminance cd/m2 Table 3/3

	C 260.00	C 270.00	C 280.00	C 290.00	C 300.00	C 310.00	C 320.00	C 330.00	C 340.00	C 350.00
G 0.0	10219	10219	10219	10219	10219	10219	10219	10219	10219	10219
G 5.0	10032	10035	10032	10030	10031	10034	10034	10031	10031	10031
G 10.0	9805	9802	9805	9804	9802	9805	9805	9802	9802	9801
G 15.0	9545	9539	9545	9549	9551	9551	9550	9547	9541	9539
G 20.0	9247	9229	9247	9265	9280	9284	9272	9252	9238	9229
G 25.0	8906	8897	8906	8922	8937	8937	8927	8913	8904	8899
G 30.0	8532	8554	8532	8523	8521	8521	8521	8521	8545	8554
G 35.0	8089	8124	8089	8058	8039	8039	8048	8069	8103	8118
G 40.0	7553	7559	7553	7532	7505	7503	7519	7541	7562	7567
G 45.0	6844	6831	6844	6856	6864	6866	6859	6845	6835	6828
G 50.0	5576	5440	5576	5728	5846	5849	5784	5670	5503	5418
G 55.0	4152	3530	4152	4574	4740	4741	4688	4430	3787	3461
G 60.0	2942	2876	2942	3245	3644	3723	3456	3078	2893	2818
G 65.0	2232	2470	2232	2488	3036	3142	2749	2317	2419	2482
G 70.0	1901	1896	1901	2074	2475	2561	2257	1881	1861	1919
G 75.0	1420	1489	1420	1557	1812	1866	1666	1427	1439	1525
G 80.0	1386	1356	1386	1444	1510	1534	1524	1488	1426	1385
G 85.0	1034	967	1034	1014	938	929	1032	1154	1145	1139
G 90.0	538	507	538	555	570	611	651	676	690	703