

**Luminaire**

Code 90588L115

Name ROFY 60 D/I D1150 GCONTROL+ K3 830 LO

**Measurem.**

Code 4/8/2023

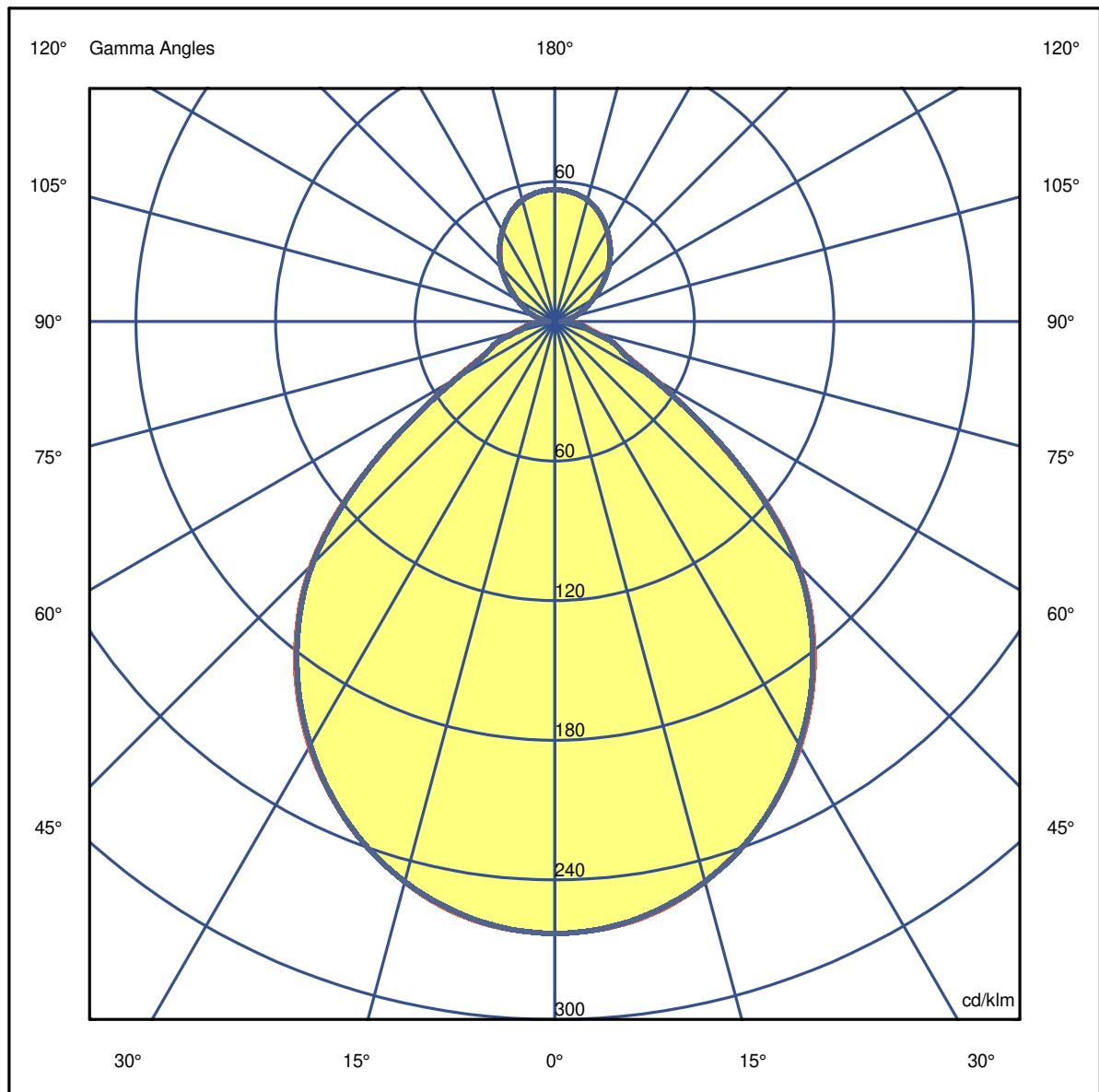
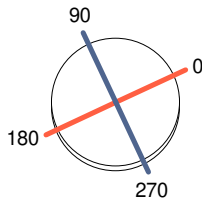
Name ROFY 60 D/I D1150 GCONTROL+ K3 830 LO

Luminaire Flux	14691 lm	Luminaire Power	113.9 W	Efficacy	128.952 lm/W	Efficiency	71.58%
Source Flux	20524 lm	Maximum value	263.20 cd/klm	Position	C=0.00 G=0.00	CG	Double Symmetrical

Diam=1150mm

C Halfplanes

180.0 ——— 0.0  
270.0 ——— 90.0



**Luminaire**

Code 90588L115

Name ROFY 60 D/I D1150 GCONTROL+ K3 830 LO

**Measurem.**

Code 4/8/2023

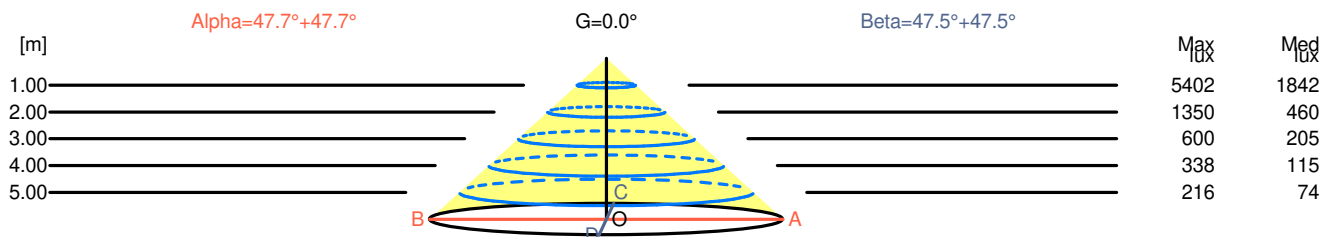
Name ROFY 60 D/I D1150 GCONTROL+ K3 830 LO

Luminaire Flux	14691 lm	Luminaire Power	113.9 W	Efficacy	128.952 lm/W	Efficiency	71.58%
Source Flux	20524 lm	Maximum value	263.20 cd/klm	Position	C=0.00 G=0.00	CG	Double Symmetrical

Width at 50.00 % of Max Intensity

H[m]	1.00	2.00	3.00	4.00	5.00	H[m]	1.00	2.00	3.00	4.00	5.00
OA	1.10	2.20	3.29	4.39	5.49	OC	1.09	2.18	3.27	4.37	5.46
OB	1.10	2.20	3.29	4.39	5.49	OD	1.09	2.18	3.27	4.37	5.46

	0	5	15	25	35	45	55	65	75	85
OA	5401.92	5367.03	5116.63	4640.48	3961.13	3039.60	1592.66	681.40	371.48	176.51
OB	5401.92	5367.03	5116.63	4640.48	3961.13	3039.60	1592.66	681.40	371.48	176.51
OC	5401.92	5364.97	5114.58	4636.37	3944.71	3021.13	1611.13	669.08	334.54	145.72
OD	5401.92	5364.97	5114.58	4636.37	3944.71	3021.13	1611.13	669.08	334.54	145.72



H[m]	D[m]	Max lux	Med lux	Alpha=47.7°+47.7°	G=0.0	
1.00	2.20	5402	1842			
2.00	4.39	1350	460			
3.00	6.59	600	205			
4.00	8.78	338	115			
5.00	10.98	216	74			

H[m]	D[m]	Max lux	Med lux	Beta=47.5°+47.5°	G=0.0	
1.00	2.18	5402	1842			
2.00	4.37	1350	460			
3.00	6.55	600	205			
4.00	8.73	338	115			
5.00	10.92	216	74			

**Luminaire**

Code 90588L115

Name ROFY 60 D/I D1150 GCONTROL+ K3 830 LO

**Measurem.**

Code 4/8/2023

Name ROFY 60 D/I D1150 GCONTROL+ K3 830 LO

Luminaire Flux	14691 lm	Luminaire Power	113.9 W	Efficacy	128.952 lm/W	Efficiency	71.58%
Source Flux	20524 lm	Maximum value	263.20 cd/klm	Position	C=0.00 G=0.00	CG	Double Symmetrical

**UGR**  
S = 0.250

Reflectancies										
Ceiling/Cavity	0.7	0.7	0.5	0.5	0.3	0.7	0.7	0.5	0.5	0.3
Walls	0.5	0.3	0.5	0.3	0.3	0.5	0.3	0.5	0.3	0.3
Working Plane	0.2	0.2	0.2	0.2	0.2	0.2	0.2	0.2	0.2	0.2
Room Dimensions	Lateral View					Viewed Endwise				
x=2H y=2H	13.8	14.8	14.4	15.3	15.9	14.5	15.4	15.0	16.0	16.6
x=2H y=3H	14.3	15.2	14.9	15.7	16.4	15.1	15.9	15.7	16.5	17.2
x=2H y=4H	14.5	15.3	15.1	15.9	16.5	15.3	16.1	15.9	16.7	17.3
x=2H y=6H	14.7	15.4	15.3	16.0	16.7	15.4	16.2	16.0	16.8	17.4
x=2H y=8H	14.8	15.5	15.4	16.1	16.8	15.5	16.2	16.1	16.8	17.5
x=2H y=12H	14.9	15.5	15.5	16.1	16.9	15.5	16.2	16.1	16.8	17.5
x=4H y=2H	14.0	14.8	14.6	15.4	16.1	14.6	15.4	15.2	16.0	16.7
x=4H y=3H	14.7	15.4	15.3	16.0	16.7	15.4	16.0	16.0	16.7	17.4
x=4H y=4H	15.0	15.6	15.7	16.2	17.0	15.7	16.3	16.4	16.9	17.7
x=4H y=6H	15.3	15.8	16.0	16.5	17.3	15.9	16.4	16.6	17.1	17.9
x=4H y=8H	15.5	15.9	16.2	16.6	17.4	16.0	16.5	16.7	17.2	18.0
x=4H y=12H	15.6	16.0	16.3	16.7	17.5	16.1	16.5	16.8	17.2	18.0
x=8H y=4H	15.1	15.5	15.8	16.2	17.0	15.7	16.2	16.4	16.9	17.7
x=8H y=6H	15.5	15.9	16.2	16.6	17.4	16.0	16.4	16.8	17.1	18.0
x=8H y=8H	15.7	16.0	16.5	16.8	17.6	16.2	16.5	16.9	17.3	18.1
x=8H y=12H	15.9	16.2	16.7	17.0	17.8	16.3	16.6	17.1	17.3	18.2
x=12H y=4H	15.0	15.5	15.8	16.2	17.0	15.7	16.1	16.4	16.8	17.6
x=12H y=6H	15.5	15.8	16.3	16.6	17.4	16.0	16.4	16.8	17.1	18.0
x=12H y=8H	15.8	16.1	16.5	16.8	17.7	16.2	16.5	17.0	17.3	18.2

**Luminaire**

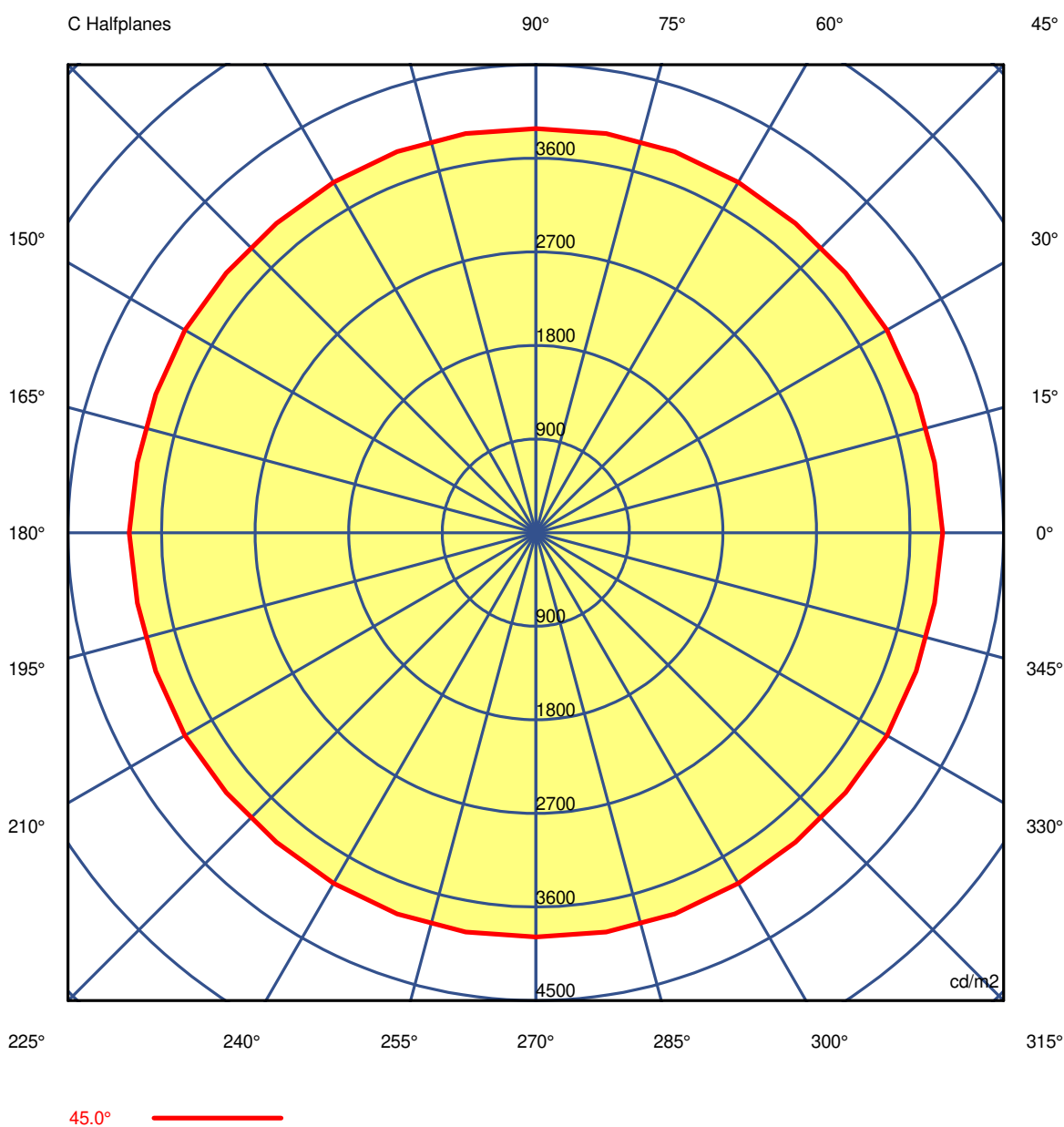
Code 90588L115  
Name ROFY 60 D/I D1150 GCONTROL+ K3 830 LO

**Measurem.**

Code 4/8/2023  
Name ROFY 60 D/I D1150 GCONTROL+ K3 830 LO

Luminaire Flux	14691 lm	Luminaire Power	113.9 W	Efficacy	128.952 lm/W	Efficiency	71.58%
Source Flux	20524 lm	Maximum value	263.20 cd/klm	Position	C=0.00 G=0.00	CG Double Symmetrical	

Luminance



**Luminaire**

Code 90588L115

Name ROFY 60 D/I D1150 GCONTROL+ K3 830 LO

**Measurem.**

Code 4/8/2023

Name ROFY 60 D/I D1150 GCONTROL+ K3 830 LO

Luminaire Flux	14691 lm	Luminaire Power		113.9 W		Efficacy		128.952 lm/W		Efficiency		71.58%	
Source Flux	20524 lm	Maximum value		263.20 cd/klm		Position		C=0.00 G=0.00		CG		Double Symmetrical	
Luminance cd/m2 Table 1/3													
	C 0.00	C 10.00	C 20.00	C 30.00	C 40.00	C 50.00	C 60.00	C 70.00	C 80.00	C 90.00	C 100.00	C 110.00	C 120.00
G 0.0	5386	5386	5386	5386	5386	5386	5386	5386	5386	5386	5386	5386	5386
G 5.0	5327	5327	5329	5334	5334	5333	5332	5332	5330	5325	5330	5332	5332
G 10.0	5254	5247	5247	5252	5256	5254	5248	5249	5249	5244	5249	5249	5248
G 15.0	5150	5147	5146	5150	5159	5162	5158	5158	5156	5148	5156	5158	5158
G 20.0	5030	5021	5020	5028	5039	5050	5057	5053	5043	5030	5043	5053	5057
G 25.0	4887	4878	4878	4885	4892	4899	4902	4896	4888	4883	4888	4896	4902
G 30.0	4720	4724	4726	4723	4713	4708	4707	4704	4703	4707	4703	4704	4707
G 35.0	4519	4532	4535	4523	4501	4483	4477	4480	4489	4500	4489	4480	4477
G 40.0	4263	4266	4264	4258	4250	4235	4221	4218	4227	4243	4227	4218	4221
G 45.0	3912	3894	3893	3898	3888	3883	3893	3901	3898	3888	3898	3901	3893
G 50.0	3292	3114	3089	3195	3267	3274	3275	3335	3345	3269	3345	3335	3275
G 55.0	2436	2089	2020	2282	2659	2743	2633	2769	2764	2464	2764	2769	2633
G 60.0	1731	1714	1658	1647	1903	2087	2117	2198	2071	1678	2071	2198	2117
G 65.0	1334	1508	1478	1366	1488	1680	1808	1857	1686	1310	1686	1857	1808
G 70.0	1255	1171	1195	1274	1252	1201	1265	1494	1523	1260	1523	1494	1265
G 75.0	1054	1032	1039	1049	1013	1030	1130	1225	1166	949	1166	1225	1130
G 80.0	1008	1031	1042	1031	995	943	924	983	1009	962	1009	983	924
G 85.0	964	836	846	919	844	707	639	697	769	796	769	697	639
G 90.0	748	737	712	684	672	644	598	566	547	534	547	566	598

**Luminaire**

Code 90588L115

Name ROFY 60 D/I D1150 GCONTROL+ K3 830 LO

**Measurement**

Code 4/8/2023

Name ROFY 60 D/I D1150 GCONTROL+ K3 830 LO

Luminaire Flux	14691 lm	Luminaire Power		113.9 W		Efficacy		128.952 lm/W		Efficiency		71.58%	
Source Flux	20524 lm	Maximum value		263.20 cd/klm		Position		C=0.00 G=0.00		CG		Double Symmetrical	
Luminance cd/m2 Table 2/3													
	C 130.00	C 140.00	C 150.00	C 160.00	C 170.00	C 180.00	C 190.00	C 200.00	C 210.00	C 220.00	C 230.00	C 240.00	C 250.00
G 0.0	5386	5386	5386	5386	5386	5386	5386	5386	5386	5386	5386	5386	5386
G 5.0	5333	5334	5334	5329	5327	5327	5327	5329	5334	5334	5333	5332	5332
G 10.0	5254	5256	5252	5247	5247	5254	5247	5247	5252	5256	5254	5248	5249
G 15.0	5162	5159	5150	5146	5147	5150	5147	5146	5150	5159	5162	5158	5158
G 20.0	5050	5039	5028	5020	5021	5030	5021	5020	5028	5039	5050	5057	5053
G 25.0	4899	4892	4885	4878	4878	4887	4878	4878	4885	4892	4899	4902	4896
G 30.0	4708	4713	4723	4726	4724	4720	4724	4726	4723	4713	4708	4707	4704
G 35.0	4483	4501	4523	4535	4532	4519	4532	4535	4523	4501	4483	4477	4480
G 40.0	4235	4250	4258	4264	4266	4263	4266	4264	4258	4250	4235	4221	4218
G 45.0	3883	3888	3898	3893	3894	3912	3894	3893	3898	3888	3883	3893	3901
G 50.0	3274	3267	3195	3089	3114	3292	3114	3089	3195	3267	3274	3275	3335
G 55.0	2743	2659	2282	2020	2089	2436	2089	2020	2282	2659	2743	2633	2769
G 60.0	2087	1903	1647	1658	1714	1731	1714	1658	1647	1903	2087	2117	2198
G 65.0	1680	1488	1366	1478	1508	1334	1508	1478	1366	1488	1680	1808	1857
G 70.0	1201	1252	1274	1195	1171	1255	1171	1195	1274	1252	1201	1265	1494
G 75.0	1030	1013	1049	1039	1032	1054	1032	1039	1049	1013	1030	1130	1225
G 80.0	943	995	1031	1042	1031	1008	1031	1042	1031	995	943	924	983
G 85.0	707	844	919	846	836	964	836	846	919	844	707	639	697
G 90.0	644	672	684	712	737	748	737	712	684	672	644	598	566

**Luminaire**

Code 90588L115

Name ROFY 60 D/I D1150 GCONTROL+ K3 830 LO

**Measurem.**

Code 4/8/2023

Name ROFY 60 D/I D1150 GCONTROL+ K3 830 LO

Luminaire Flux	14691 lm	Luminaire Power		113.9 W		Efficacy	128.952 lm/W		Efficiency	71.58%
Source Flux	20524 lm	Maximum value		263.20 cd/klm		Position	C=0.00 G=0.00		CG	Double Symmetrical
Luminance cd/m2 Table 3/3										
	C 260.00	C 270.00	C 280.00	C 290.00	C 300.00	C 310.00	C 320.00	C 330.00	C 340.00	C 350.00
G 0.0	5386	5386	5386	5386	5386	5386	5386	5386	5386	5386
G 5.0	5330	5325	5330	5332	5332	5333	5334	5334	5329	5327
G 10.0	5249	5244	5249	5249	5248	5254	5256	5252	5247	5247
G 15.0	5156	5148	5156	5158	5158	5162	5159	5150	5146	5147
G 20.0	5043	5030	5043	5053	5057	5050	5039	5028	5020	5021
G 25.0	4888	4883	4888	4896	4902	4899	4892	4885	4878	4878
G 30.0	4703	4707	4703	4704	4707	4708	4713	4723	4726	4724
G 35.0	4489	4500	4489	4480	4477	4483	4501	4523	4535	4532
G 40.0	4227	4243	4227	4218	4221	4235	4250	4258	4264	4266
G 45.0	3898	3888	3898	3901	3893	3883	3888	3898	3893	3894
G 50.0	3345	3269	3345	3335	3275	3274	3267	3195	3089	3114
G 55.0	2764	2464	2764	2769	2633	2743	2659	2282	2020	2089
G 60.0	2071	1678	2071	2198	2117	2087	1903	1647	1658	1714
G 65.0	1686	1310	1686	1857	1808	1680	1488	1366	1478	1508
G 70.0	1523	1260	1523	1494	1265	1201	1252	1274	1195	1171
G 75.0	1166	949	1166	1225	1130	1030	1013	1049	1039	1032
G 80.0	1009	962	1009	983	924	943	995	1031	1042	1031
G 85.0	769	796	769	697	639	707	844	919	846	836
G 90.0	547	534	547	566	598	644	672	684	712	737