

Luminaire

Code 90588L900

Name ROFY 60 D/I D0900 GCONTROL+ K3 840 LO

Measurem.

Code 4/8/2023

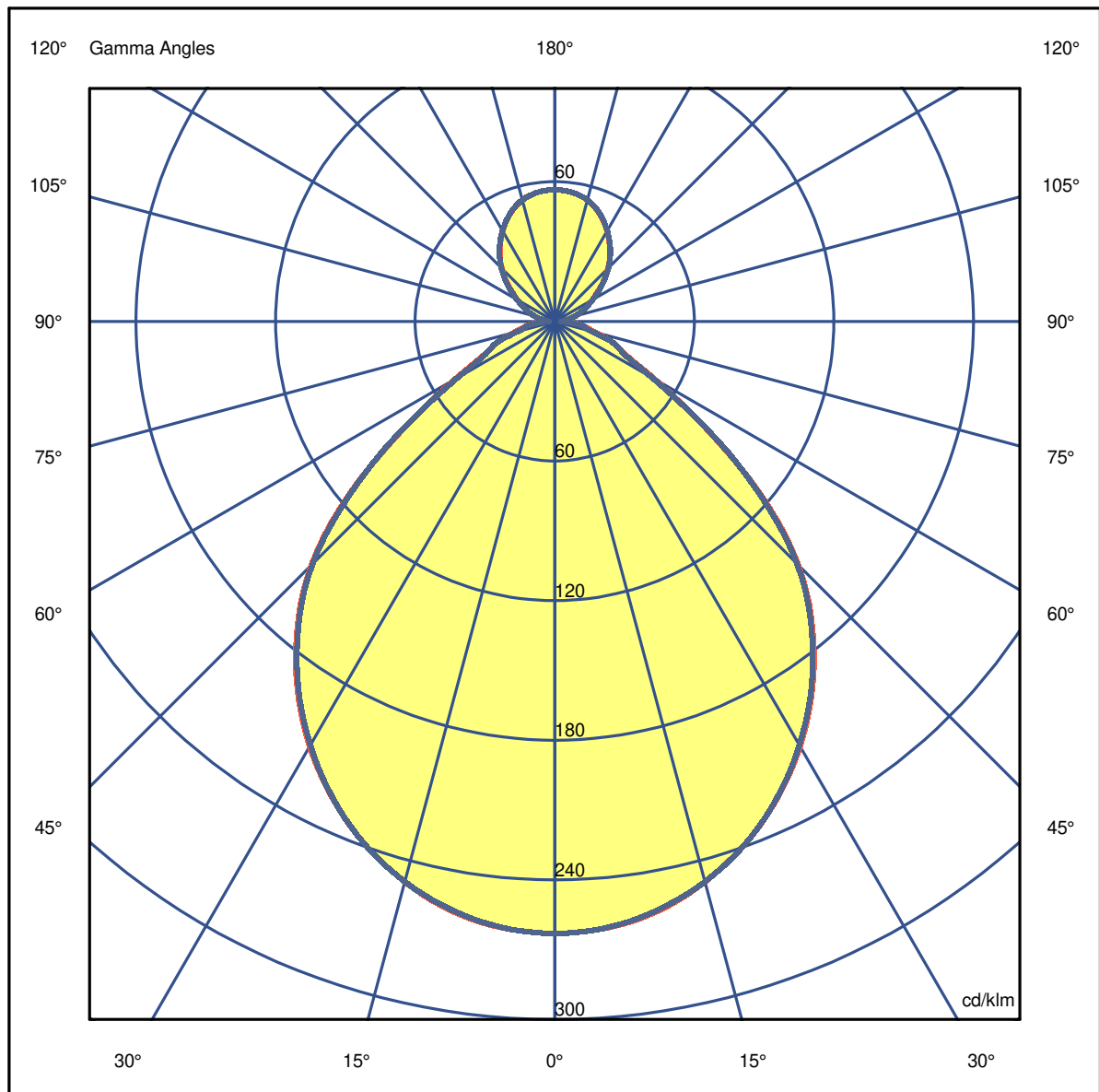
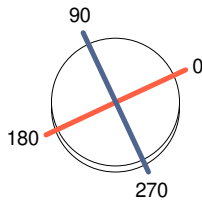
Name ROFY 60 D/I D0900 GCONTROL+ K3 840 LO

Luminaire Flux	9329 lm	Luminaire Power	67.7 W	Efficacy	137.711 lm/W	Efficiency	71.58%
Source Flux	13032 lm	Maximum value	263.20 cd/klm	Position	C=0.00 G=0.00	CG	Double Symmetrical

Diam=900mm

C Halfplanes

180.0 ——— 0.0
270.0 ——— 90.0



Luminaire

Code 90588L900
Name ROFY 60 D/I D0900 GCONTROL+ K3 840 LO

Measurem.

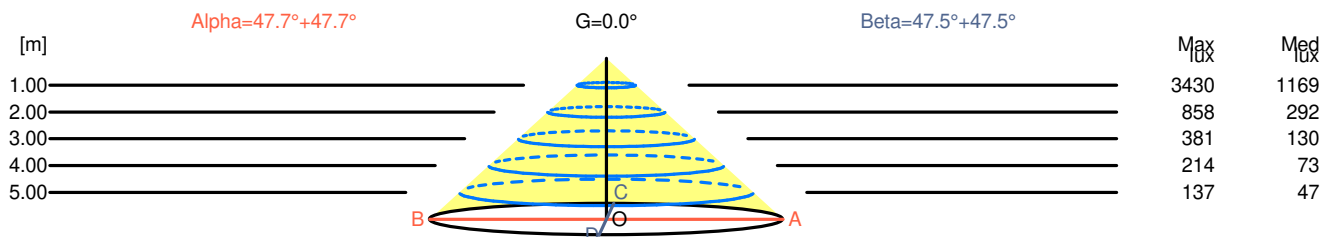
Code 4/8/2023
Name ROFY 60 D/I D0900 GCONTROL+ K3 840 LO

Luminaire Flux	9329 lm	Luminaire Power	67.7 W	Efficacy	137.711 lm/W	Efficiency	71.58%
Source Flux	13032 lm	Maximum value	263.20 cd/klm	Position	C=0.00 G=0.00	CG	Double Symmetrical

Width at 50.00 % of Max Intensity

H[m]	1.00	2.00	3.00	4.00	5.00	H[m]	1.00	2.00	3.00	4.00	5.00
OA	1.10	2.20	3.29	4.39	5.49	OC	1.09	2.18	3.27	4.37	5.46
OB	1.10	2.20	3.29	4.39	5.49	OD	1.09	2.18	3.27	4.37	5.46

	0	5	15	25	35	45	55	65	75	85
OA	3430.02	3407.87	3248.88	2946.54	2515.18	1930.04	1011.28	432.66	235.88	112.08
OB	3430.02	3407.87	3248.88	2946.54	2515.18	1930.04	1011.28	432.66	235.88	112.08
OC	3430.02	3406.56	3247.57	2943.93	2504.75	1918.31	1023.01	424.84	212.42	92.53
OD	3430.02	3406.56	3247.57	2943.93	2504.75	1918.31	1023.01	424.84	212.42	92.53



H[m]	D[m]	Max lux	Med lux	Alpha=47.7°+47.7°	G=0.0
1.00	2.20	3430	1169		
2.00	4.39	858	292		
3.00	6.59	381	130		
4.00	8.78	214	73		
5.00	10.98	137	47		

H[m]	D[m]	Max lux	Med lux	Beta=47.5°+47.5°	G=0.0
1.00	2.18	3430	1169		
2.00	4.37	858	292		
3.00	6.55	381	130		
4.00	8.73	214	73		
5.00	10.92	137	47		

Luminaire

Code 90588L900

Name ROFY 60 D/I D0900 GCONTROL+ K3 840 LO

Measurem.

Code 4/8/2023

Name ROFY 60 D/I D0900 GCONTROL+ K3 840 LO

Luminaire Flux	9329 lm	Luminaire Power	67.7 W	Efficacy	137.711 lm/W	Efficiency	71.58%
Source Flux	13032 lm	Maximum value	263.20 cd/klm	Position	C=0.00 G=0.00	CG	Double Symmetrical

UGR
S = 0.250

Reflectancies										
Ceiling/Cavity	0.7	0.7	0.5	0.5	0.3	0.7	0.7	0.5	0.5	0.3
Walls	0.5	0.3	0.5	0.3	0.3	0.5	0.3	0.5	0.3	0.3
Working Plane	0.2	0.2	0.2	0.2	0.2	0.2	0.2	0.2	0.2	0.2
Room Dimensions	Lateral View					Viewed Endwise				
x=2H y=2H	13.9	14.8	14.4	15.3	15.9	14.5	15.5	15.1	16.0	16.6
x=2H y=3H	14.4	15.2	14.9	15.8	16.4	15.1	16.0	15.7	16.5	17.2
x=2H y=4H	14.5	15.3	15.1	15.9	16.6	15.3	16.1	15.9	16.7	17.3
x=2H y=6H	14.7	15.5	15.3	16.1	16.7	15.4	16.2	16.1	16.8	17.4
x=2H y=8H	14.8	15.5	15.4	16.1	16.8	15.5	16.2	16.1	16.8	17.5
x=2H y=12H	14.9	15.5	15.5	16.1	16.9	15.5	16.2	16.1	16.8	17.5
x=4H y=2H	14.1	14.9	14.7	15.5	16.1	14.7	15.5	15.3	16.0	16.7
x=4H y=3H	14.7	15.4	15.4	16.0	16.8	15.4	16.1	16.1	16.7	17.4
x=4H y=4H	15.0	15.6	15.7	16.3	17.0	15.7	16.3	16.4	16.9	17.7
x=4H y=6H	15.3	15.8	16.0	16.5	17.3	15.9	16.4	16.6	17.1	17.9
x=4H y=8H	15.4	15.9	16.2	16.6	17.4	16.0	16.5	16.7	17.2	18.0
x=4H y=12H	15.5	16.0	16.3	16.7	17.5	16.1	16.5	16.8	17.2	18.0
x=8H y=4H	15.1	15.5	15.8	16.2	17.0	15.7	16.2	16.4	16.9	17.7
x=8H y=6H	15.5	15.9	16.2	16.6	17.4	16.0	16.4	16.8	17.1	18.0
x=8H y=8H	15.7	16.0	16.4	16.8	17.6	16.2	16.5	16.9	17.2	18.1
x=8H y=12H	15.9	16.1	16.6	16.9	17.8	16.3	16.5	17.0	17.3	18.2
x=12H y=4H	15.0	15.5	15.8	16.2	17.0	15.7	16.1	16.4	16.8	17.6
x=12H y=6H	15.5	15.8	16.2	16.6	17.4	16.0	16.4	16.8	17.1	18.0
x=12H y=8H	15.7	16.0	16.5	16.8	17.7	16.2	16.5	17.0	17.2	18.1

Luminaire

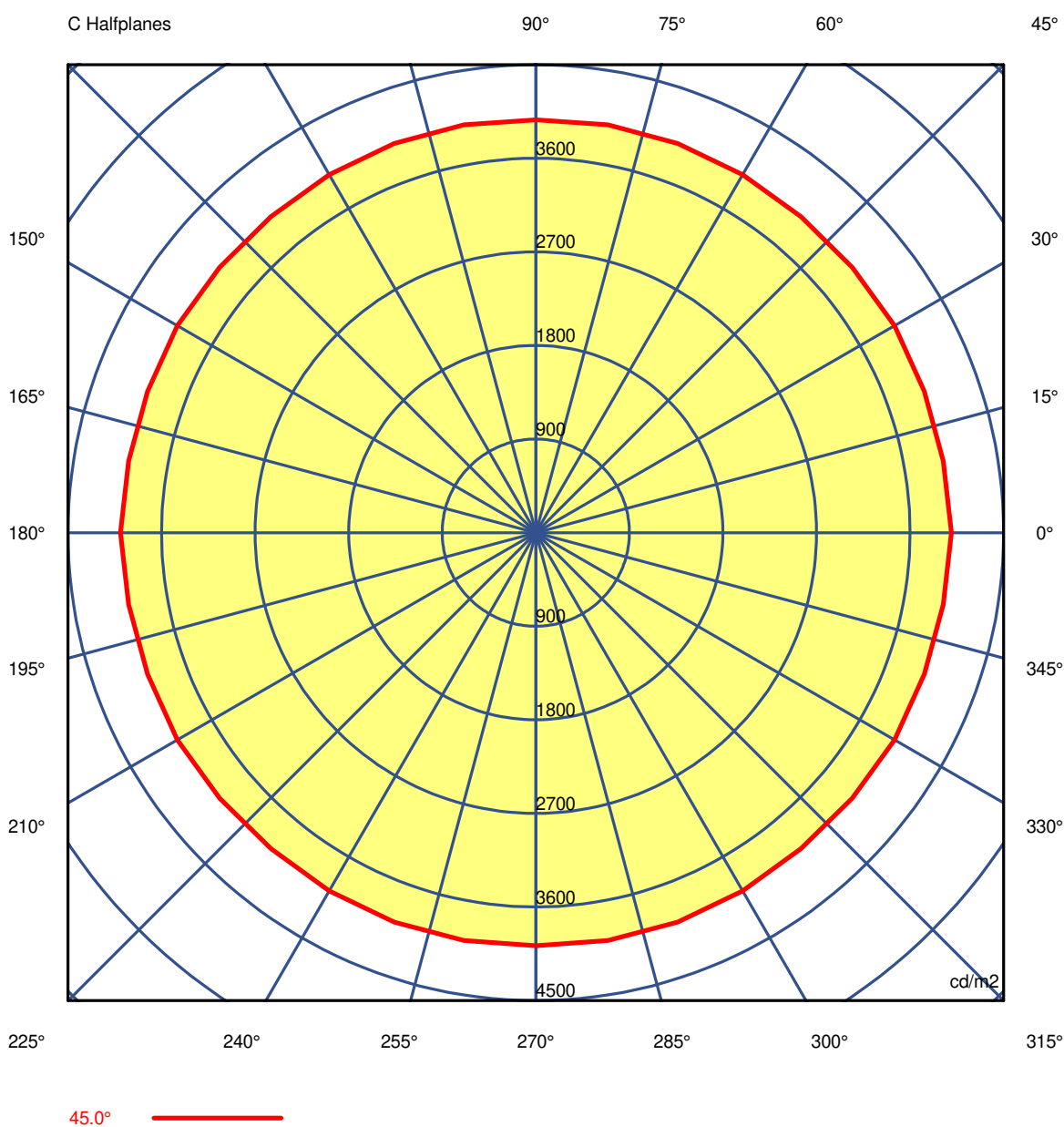
Code 90588L900
Name ROFY 60 D/I D0900 GCONTROL+ K3 840 LO

Measurem.

Code 4/8/2023
Name ROFY 60 D/I D0900 GCONTROL+ K3 840 LO

Luminaire Flux	9329 lm	Luminaire Power	67.7 W	Efficacy	137.711 lm/W	Efficiency	71.58%
Source Flux	13032 lm	Maximum value	263.20 cd/klm	Position	C=0.00 G=0.00	CG Double Symmetrical	

Luminance



Luminaire

Code 90588L900

Name ROFY 60 D/I D0900 GCONTROL+ K3 840 LO

Measurement

Code 4/8/2023

Name ROFY 60 D/I D0900 GCONTROL+ K3 840 LO

Luminaire Flux	9329 lm		Luminaire Power		67.7 W		Efficacy		137.711 lm/W		Efficiency		71.58%	
Source Flux	13032 lm		Maximum value		263.20 cd/klm		Position		C=0.00 G=0.00		CG		Double Symmetrical	
Luminance cd/m2														
Table 1/3														
	C 0.00	C 10.00	C 20.00	C 30.00	C 40.00	C 50.00	C 60.00	C 70.00	C 80.00	C 90.00	C 100.00	C 110.00	C 120.00	
G 0.0	5640	5640	5640	5640	5640	5640	5640	5640	5640	5640	5640	5640	5640	
G 5.0	5565	5565	5567	5571	5572	5570	5569	5569	5567	5562	5567	5569	5569	
G 10.0	5475	5468	5467	5473	5477	5475	5469	5470	5470	5464	5470	5470	5469	
G 15.0	5354	5350	5349	5354	5364	5366	5362	5362	5360	5352	5360	5362	5362	
G 20.0	5216	5207	5206	5214	5225	5237	5245	5241	5230	5216	5230	5241	5245	
G 25.0	5055	5046	5046	5053	5061	5068	5071	5064	5056	5051	5056	5064	5071	
G 30.0	4870	4873	4875	4872	4862	4856	4856	4852	4852	4856	4852	4852	4856	
G 35.0	4648	4662	4665	4653	4630	4611	4605	4608	4617	4629	4617	4608	4605	
G 40.0	4371	4374	4372	4366	4357	4343	4328	4325	4334	4351	4334	4325	4328	
G 45.0	3996	3978	3977	3983	3972	3967	3977	3985	3983	3972	3983	3985	3977	
G 50.0	3349	3168	3143	3250	3324	3331	3332	3393	3403	3326	3403	3393	3332	
G 55.0	2466	2115	2045	2310	2692	2777	2666	2803	2798	2494	2798	2803	2666	
G 60.0	1742	1725	1668	1657	1915	2100	2130	2212	2084	1689	2084	2212	2130	
G 65.0	1332	1505	1476	1364	1486	1677	1805	1855	1684	1308	1684	1855	1805	
G 70.0	1241	1158	1182	1260	1238	1187	1250	1477	1506	1246	1506	1477	1250	
G 75.0	1027	1005	1012	1021	987	1003	1101	1194	1136	925	1136	1194	1101	
G 80.0	960	981	992	981	947	898	880	936	960	916	960	936	880	
G 85.0	879	762	772	838	769	644	582	636	701	726	701	636	582	
G 90.0	610	601	580	558	548	525	488	462	446	436	446	462	488	

Luminaire

Code 90588L900

Name ROFY 60 D/I D0900 GCONTROL+ K3 840 LO

Measurement

Code 4/8/2023

Name ROFY 60 D/I D0900 GCONTROL+ K3 840 LO

Luminaire Flux	9329 lm		Luminaire Power		67.7 W		Efficacy		137.711 lm/W		Efficiency		71.58%	
Source Flux	13032 lm		Maximum value		263.20 cd/klm		Position		C=0.00 G=0.00		CG		Double Symmetrical	
Luminance cd/m2														
Table 2/3														
	C 130.00	C 140.00	C 150.00	C 160.00	C 170.00	C 180.00	C 190.00	C 200.00	C 210.00	C 220.00	C 230.00	C 240.00	C 250.00	
G 0.0	5640	5640	5640	5640	5640	5640	5640	5640	5640	5640	5640	5640	5640	
G 5.0	5570	5572	5571	5567	5565	5565	5565	5567	5571	5572	5570	5569	5569	
G 10.0	5475	5477	5473	5467	5468	5475	5468	5467	5473	5477	5475	5469	5470	
G 15.0	5366	5364	5354	5349	5350	5354	5350	5349	5354	5364	5366	5362	5362	
G 20.0	5237	5225	5214	5206	5207	5216	5207	5206	5214	5225	5237	5245	5241	
G 25.0	5068	5061	5053	5046	5046	5055	5046	5046	5053	5061	5068	5071	5064	
G 30.0	4856	4862	4872	4875	4873	4870	4873	4875	4872	4862	4856	4856	4852	
G 35.0	4611	4630	4653	4665	4662	4648	4662	4665	4653	4630	4611	4605	4608	
G 40.0	4343	4357	4366	4372	4374	4371	4374	4372	4366	4357	4343	4328	4325	
G 45.0	3967	3972	3983	3977	3978	3996	3978	3977	3983	3972	3967	3977	3985	
G 50.0	3331	3324	3250	3143	3168	3349	3168	3143	3250	3324	3331	3332	3393	
G 55.0	2777	2692	2310	2045	2115	2466	2115	2045	2310	2692	2777	2666	2803	
G 60.0	2100	1915	1657	1668	1725	1742	1725	1668	1657	1915	2100	2130	2212	
G 65.0	1677	1486	1364	1476	1505	1332	1505	1476	1364	1486	1677	1805	1855	
G 70.0	1187	1238	1260	1182	1158	1241	1158	1182	1260	1238	1187	1250	1477	
G 75.0	1003	987	1021	1012	1005	1027	1005	1012	1021	987	1003	1101	1194	
G 80.0	898	947	981	992	981	960	981	992	981	947	898	880	936	
G 85.0	644	769	838	772	762	879	762	772	838	769	644	582	636	
G 90.0	525	548	558	580	601	610	601	580	558	548	525	488	462	

Luminaire

Code 90588L900

Name ROFY 60 D/I D0900 GCONTROL+ K3 840 LO

Measurem.

Code 4/8/2023

Name ROFY 60 D/I D0900 GCONTROL+ K3 840 LO

Luminaire Flux	9329 lm	Luminaire Power	67.7 W	Efficacy	137.711 lm/W	Efficiency	71.58%
Source Flux	13032 lm	Maximum value	263.20 cd/klm	Position	C=0.00 G=0.00	CG	Double Symmetrical

Luminance cd/m2 Table 3/3

	C 260.00	C 270.00	C 280.00	C 290.00	C 300.00	C 310.00	C 320.00	C 330.00	C 340.00	C 350.00
G 0.0	5640	5640	5640	5640	5640	5640	5640	5640	5640	5640
G 5.0	5567	5562	5567	5569	5569	5570	5572	5571	5567	5565
G 10.0	5470	5464	5470	5470	5469	5475	5477	5473	5467	5468
G 15.0	5360	5352	5360	5362	5362	5366	5364	5354	5349	5350
G 20.0	5230	5216	5230	5241	5245	5237	5225	5214	5206	5207
G 25.0	5056	5051	5056	5064	5071	5068	5061	5053	5046	5046
G 30.0	4852	4856	4852	4852	4856	4856	4862	4872	4875	4873
G 35.0	4617	4629	4617	4608	4605	4611	4630	4653	4665	4662
G 40.0	4334	4351	4334	4325	4328	4343	4357	4366	4372	4374
G 45.0	3983	3972	3983	3985	3977	3967	3972	3983	3977	3978
G 50.0	3403	3326	3403	3393	3332	3331	3324	3250	3143	3168
G 55.0	2798	2494	2798	2803	2666	2777	2692	2310	2045	2115
G 60.0	2084	1689	2084	2212	2130	2100	1915	1657	1668	1725
G 65.0	1684	1308	1684	1855	1805	1677	1486	1364	1476	1505
G 70.0	1506	1246	1506	1477	1250	1187	1238	1260	1182	1158
G 75.0	1136	925	1136	1194	1101	1003	987	1021	1012	1005
G 80.0	960	916	960	936	880	898	947	981	992	981
G 85.0	701	726	701	636	582	644	769	838	772	762
G 90.0	446	436	446	462	488	525	548	558	580	601