

Luminaire

Code 90591L115

Name ROFY 60 /T D/I D1150 GCONTROL+ K3 830 HO

Measurem.

Code 26/7/2023

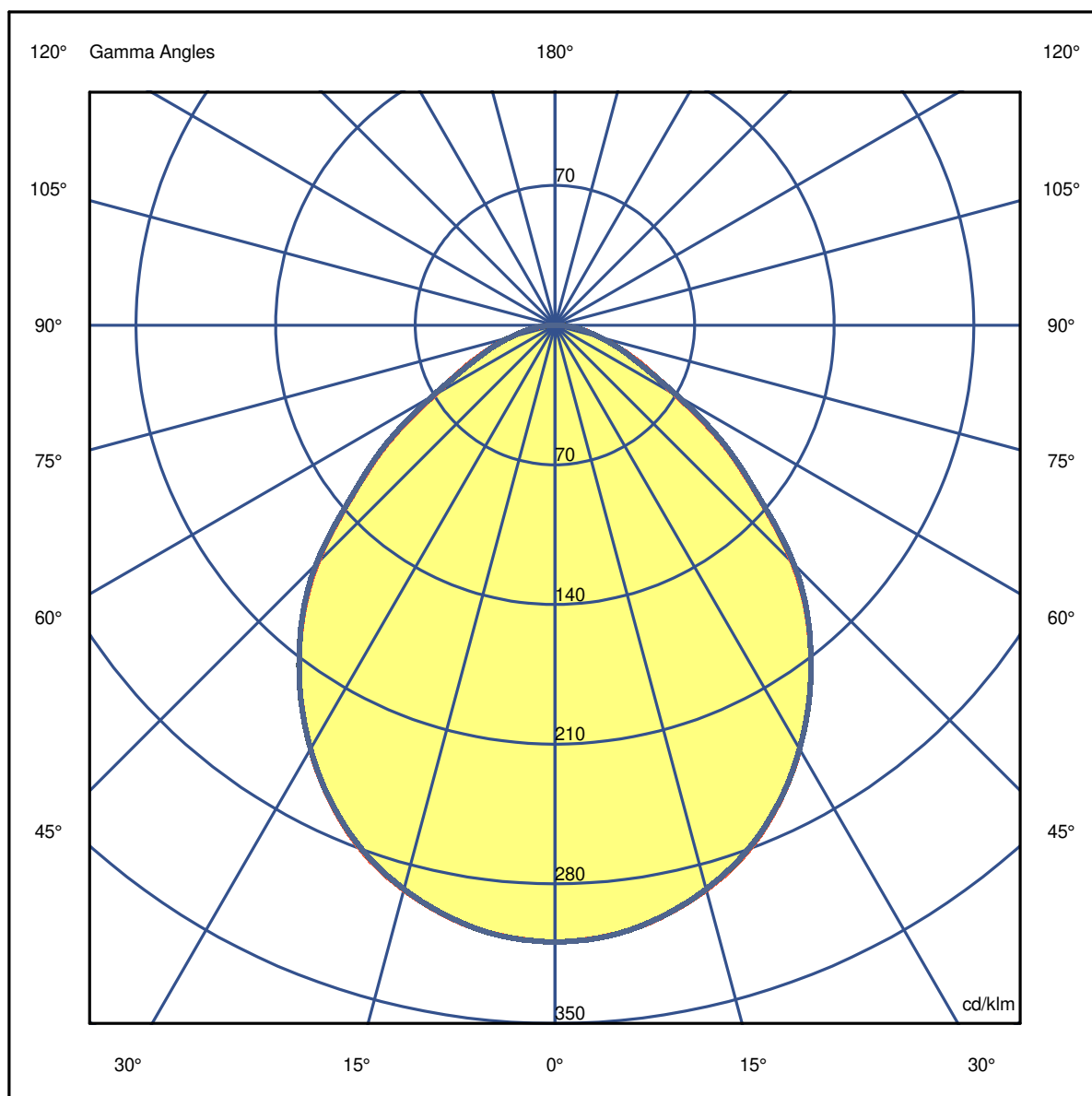
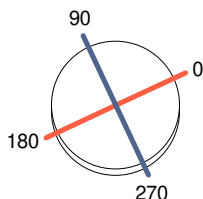
Name ROFY 60 /T D/I D1150 GCONTROL+ K3 830 HO

Luminaire Flux	16093 lm	Luminaire Power	136.9 W	Efficacy	117.552 lm/W	Efficiency	66.03%
Source Flux	24372 lm	Maximum value	309.20 cd/klm	Position	C=0.00 G=0.00	CG Double Symmetrical	

Diam=1268mm

C Halfplanes

180.0 ————— 0.0
270.0 ————— 90.0



Luminaire

Code 90591L115

Name ROFY 60 /T D/I D1150 GCONTROL+ K3 830 HO

Measurem.

Code 26/7/2023

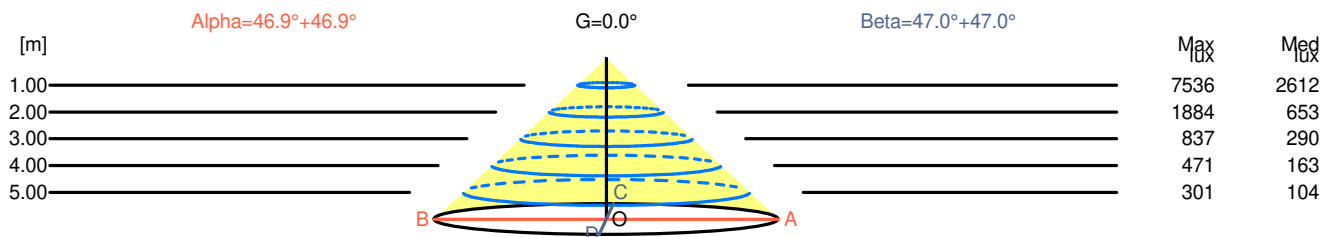
Name ROFY 60 /T D/I D1150 GCONTROL+ K3 830 HO

Luminaire Flux	16093 lm	Luminaire Power	136.9 W	Efficacy	117.552 lm/W	Efficiency	66.03%
Source Flux	24372 lm	Maximum value	309.20 cd/klm	Position	C=0.00 G=0.00	CG	Double Symmetrical

Width at 50.00 % of Max Intensity

H[m]	1.00	2.00	3.00	4.00	5.00	H[m]	1.00	2.00	3.00	4.00	5.00
OA	1.07	2.14	3.21	4.28	5.35	OC	1.07	2.15	3.22	4.30	5.37
OB	1.07	2.14	3.21	4.28	5.35	OD	1.07	2.15	3.22	4.30	5.37

	0	5	15	25	35	45	55	65	75	85
OA	7535.82	7487.08	7138.56	6456.14	5432.52	4109.12	2485.94	1216.16	567.87	180.35
OB	7535.82	7487.08	7138.56	6456.14	5432.52	4109.12	2485.94	1216.16	567.87	180.35
OC	7535.82	7489.52	7131.25	6448.83	5432.52	4128.62	2512.75	1184.48	567.87	182.79
OD	7535.82	7489.52	7131.25	6448.83	5432.52	4128.62	2512.75	1184.48	567.87	182.79



H[m]	D[m]	Max lux	Med lux	Alpha=46.9°+46.9°	G=0.0	
1.00	2.14	7536	2612			
2.00	4.28	1884	653			
3.00	6.42	837	290			
4.00	8.56	471	163			
5.00	10.70	301	104			

H[m]	D[m]	Max lux	Med lux	Beta=47.0°+47.0°	G=0.0	
1.00	2.15	7536	2612			
2.00	4.30	1884	653			
3.00	6.44	837	290			
4.00	8.59	471	163			
5.00	10.74	301	104			

Luminaire

Code 90591L115

Name ROFY 60 /T D/I D1150 GCONTROL+ K3 830 HO

Measurem.

Code 26/7/2023

Name ROFY 60 /T D/I D1150 GCONTROL+ K3 830 HO

Luminaire Flux	16093 lm	Luminaire Power	136.9 W	Efficacy	117.552 lm/W	Efficiency	66.03%
Source Flux	24372 lm	Maximum value	309.20 cd/klm	Position	C=0.00 G=0.00	CG	Double Symmetrical

UGR

S = 0.250

Reflectancies										
Ceiling/Cavity	0.7	0.7	0.5	0.5	0.3	0.7	0.7	0.5	0.5	0.3
Walls	0.5	0.3	0.5	0.3	0.3	0.5	0.3	0.5	0.3	0.3
Working Plane	0.2	0.2	0.2	0.2	0.2	0.2	0.2	0.2	0.2	0.2
Room Dimensions	Lateral View					Viewed Endwise				
x=2H y=2H	15.6	16.7	15.9	16.9	17.1	15.6	16.8	15.9	17.0	17.2
x=2H y=3H	16.2	17.2	16.5	17.4	17.7	16.2	17.2	16.5	17.5	17.7
x=2H y=4H	16.4	17.4	16.7	17.6	17.9	16.4	17.4	16.8	17.7	17.9
x=2H y=6H	16.5	17.4	16.9	17.7	18.1	16.6	17.5	16.9	17.8	18.1
x=2H y=8H	16.6	17.5	16.9	17.8	18.1	16.6	17.5	17.0	17.8	18.1
x=2H y=12H	16.6	17.5	17.0	17.8	18.1	16.7	17.5	17.0	17.8	18.1
x=4H y=2H	15.8	16.8	16.1	17.0	17.3	15.8	16.8	16.2	17.1	17.3
x=4H y=3H	16.5	17.3	16.9	17.7	18.0	16.5	17.4	16.9	17.7	18.0
x=4H y=4H	16.8	17.6	17.2	17.9	18.3	16.9	17.6	17.3	17.9	18.3
x=4H y=6H	17.1	17.7	17.5	18.1	18.5	17.2	17.8	17.6	18.1	18.5
x=4H y=8H	17.2	17.8	17.6	18.2	18.6	17.2	17.8	17.7	18.2	18.6
x=4H y=12H	17.3	17.8	17.7	18.2	18.6	17.3	17.8	17.8	18.2	18.7
x=8H y=4H	17.0	17.5	17.4	17.9	18.3	17.0	17.6	17.4	17.9	18.3
x=8H y=6H	17.3	17.8	17.8	18.2	18.7	17.4	17.8	17.8	18.2	18.7
x=8H y=8H	17.5	17.9	18.0	18.3	18.8	17.5	17.9	18.0	18.4	18.8
x=8H y=12H	17.6	17.9	18.0	18.4	18.9	17.6	18.0	18.1	18.4	18.9
x=12H y=4H	17.0	17.5	17.4	17.9	18.3	17.0	17.5	17.4	17.9	18.3
x=12H y=6H	17.4	17.8	17.8	18.2	18.7	17.4	17.8	17.9	18.3	18.7
x=12H y=8H	17.5	17.9	18.0	18.3	18.8	17.5	17.9	18.0	18.4	18.9

Luminaire

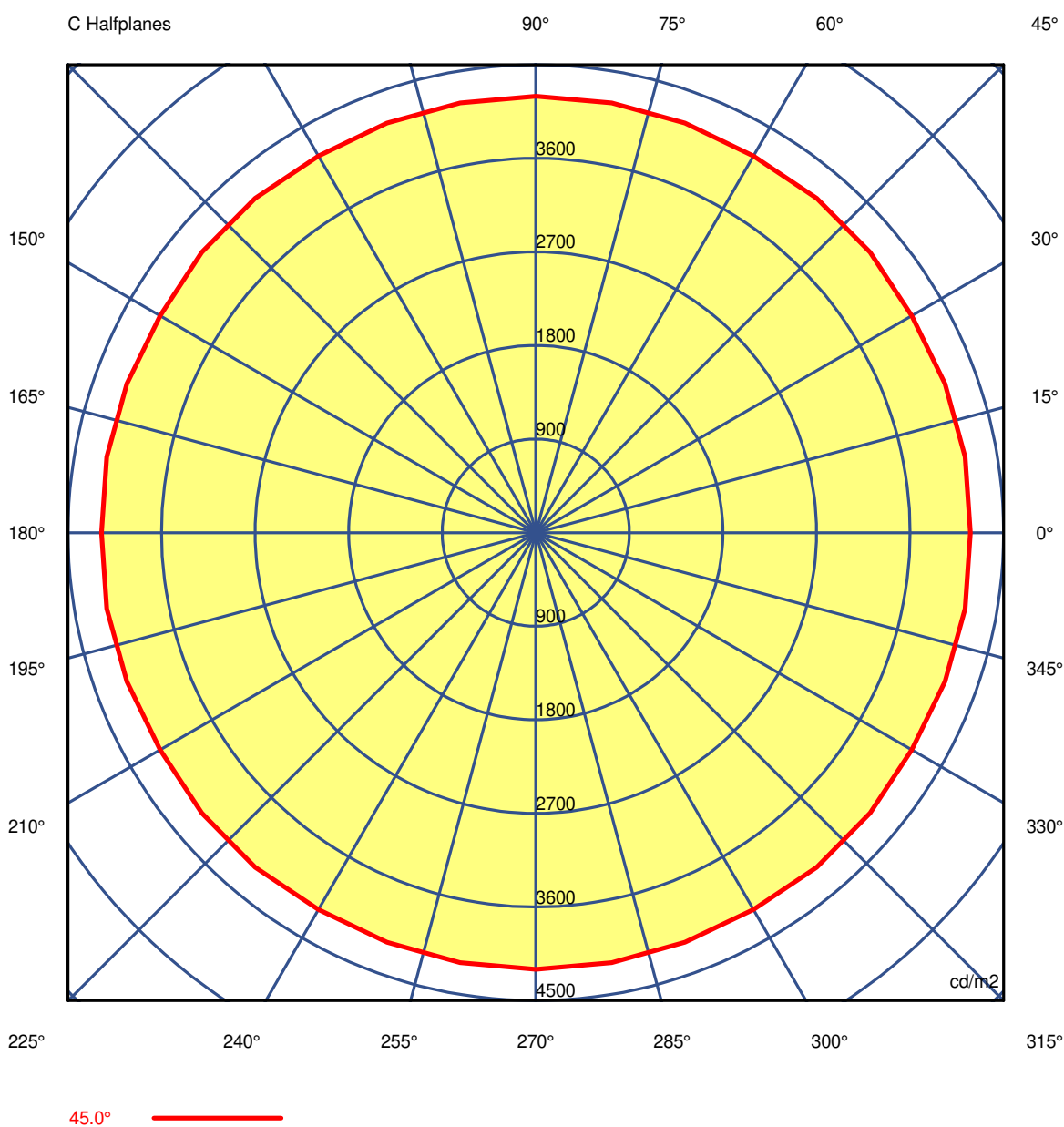
Code 90591L115
Name ROFY 60 /T D/I D1150 GCONTROL+ K3 830 HO

Measurem.

Code 26/7/2023
Name ROFY 60 /T D/I D1150 GCONTROL+ K3 830 HO

Luminaire Flux	16093 lm	Luminaire Power	136.9 W	Efficacy	117.552 lm/W	Efficiency	66.03%
Source Flux	24372 lm	Maximum value	309.20 cd/klm	Position	C=0.00 G=0.00	CG Double Symmetrical	

Luminance



Luminaire

Code 90591L115

Name ROFY 60 /T D/I D1150 GCONTROL+ K3 830 HO

Measurem.

Code 26/7/2023

Name ROFY 60 /T D/I D1150 GCONTROL+ K3 830 HO

Luminaire Flux	16093 lm		Luminaire Power		136.9 W		Efficacy		117.552 lm/W		Efficiency		66.03%	
Source Flux	24372 lm		Maximum value		309.20 cd/klm		Position		C=0.00 G=0.00		CG		Double Symmetrical	
Luminance cd/m2														
Table 1/3														
	C 0.00	C 10.00	C 20.00	C 30.00	C 40.00	C 50.00	C 60.00	C 70.00	C 80.00	C 90.00	C 100.00	C 110.00	C 120.00	
G 0.0	6141	6141	6141	6141	6141	6141	6141	6141	6141	6141	6141	6141	6141	
G 5.0	6054	6054	6054	6054	6054	6054	6056	6054	6054	6056	6054	6054	6056	
G 10.0	5942	5942	5942	5940	5940	5940	5940	5940	5940	5940	5940	5940	5940	
G 15.0	5814	5814	5810	5806	5805	5804	5804	5806	5807	5808	5807	5806	5804	
G 20.0	5666	5662	5656	5648	5641	5640	5644	5649	5653	5656	5653	5649	5644	
G 25.0	5465	5464	5461	5457	5450	5448	5450	5456	5459	5459	5459	5456	5450	
G 30.0	5221	5225	5229	5231	5233	5233	5231	5230	5227	5221	5227	5230	5231	
G 35.0	4942	4951	4955	4960	4970	4973	4967	4959	4951	4942	4951	4959	4967	
G 40.0	4616	4621	4626	4633	4638	4639	4635	4630	4626	4621	4626	4630	4635	
G 45.0	4178	4193	4186	4175	4195	4200	4185	4192	4198	4198	4198	4192	4185	
G 50.0	3532	3488	3405	3346	3400	3404	3356	3420	3503	3545	3503	3420	3356	
G 55.0	2966	2697	2577	2551	2448	2449	2556	2594	2724	2998	2724	2594	2556	
G 60.0	2255	2013	1980	2016	1825	1826	2026	2012	2058	2294	2058	2012	2026	
G 65.0	1823	1609	1601	1659	1485	1479	1644	1585	1584	1776	1584	1585	1644	
G 70.0	1483	1330	1255	1270	1316	1303	1253	1274	1354	1462	1354	1274	1253	
G 75.0	1194	1092	1078	1106	1062	1053	1096	1098	1121	1194	1121	1098	1096	
G 80.0	931	898	896	931	977	988	957	920	915	944	915	920	957	
G 85.0	668	616	609	650	695	698	659	626	633	677	633	626	659	
G 90.0	164	164	164	164	164	164	164	164	164	164	164	164	164	

Luminaire

Code 90591L115

Name ROFY 60 /T D/I D1150 GCONTROL+ K3 830 HO

Measur.

Code 26/7/2023

Name ROFY 60 /T D/I D1150 GCONTROL+ K3 830 HO

Luminaire Flux	16093 lm	Luminaire Power		136.9 W		Efficacy		117.552 lm/W		Efficiency		66.03%	
Source Flux	24372 lm	Maximum value		309.20 cd/klm		Position		C=0.00 G=0.00		CG		Double Symmetrical	
Luminance cd/m2													
Table 2/3													
	C 130.00	C 140.00	C 150.00	C 160.00	C 170.00	C 180.00	C 190.00	C 200.00	C 210.00	C 220.00	C 230.00	C 240.00	C 250.00
G 0.0	6141	6141	6141	6141	6141	6141	6141	6141	6141	6141	6141	6141	6141
G 5.0	6054	6054	6054	6054	6054	6054	6054	6054	6054	6054	6054	6056	6054
G 10.0	5940	5940	5940	5942	5942	5942	5942	5942	5940	5940	5940	5940	5940
G 15.0	5804	5805	5806	5810	5814	5814	5814	5810	5806	5805	5804	5804	5806
G 20.0	5640	5641	5648	5656	5662	5666	5662	5656	5648	5641	5640	5644	5649
G 25.0	5448	5450	5457	5461	5464	5465	5464	5461	5457	5450	5448	5450	5456
G 30.0	5233	5233	5231	5229	5225	5221	5225	5229	5231	5233	5233	5231	5230
G 35.0	4973	4970	4960	4955	4951	4942	4951	4955	4960	4970	4973	4967	4959
G 40.0	4639	4638	4633	4626	4621	4616	4621	4626	4633	4638	4639	4635	4630
G 45.0	4200	4195	4175	4186	4193	4178	4193	4186	4175	4195	4200	4185	4192
G 50.0	3404	3400	3346	3405	3488	3532	3488	3405	3346	3400	3404	3356	3420
G 55.0	2449	2448	2551	2577	2697	2966	2697	2577	2551	2448	2449	2556	2594
G 60.0	1826	1825	2016	1980	2013	2255	2013	1980	2016	1825	1826	2026	2012
G 65.0	1479	1485	1659	1601	1609	1823	1609	1601	1659	1485	1479	1644	1585
G 70.0	1303	1316	1270	1255	1330	1483	1330	1255	1270	1316	1303	1253	1274
G 75.0	1053	1062	1106	1078	1092	1194	1092	1078	1106	1062	1053	1096	1098
G 80.0	988	977	931	896	898	931	898	896	931	977	988	957	920
G 85.0	698	695	650	609	616	668	616	609	650	695	698	659	626
G 90.0	164	164	164	164	164	164	164	164	164	164	164	164	164

Luminaire

Code 90591L115

Name ROFY 60 /T D/I D1150 GCONTROL+ K3 830 HO

Measurem.

Code 26/7/2023

Name ROFY 60 /T D/I D1150 GCONTROL+ K3 830 HO

Luminaire Flux	16093 lm	Luminaire Power	136.9 W	Efficacy	117.552 lm/W	Efficiency	66.03%
Source Flux	24372 lm	Maximum value	309.20 cd/klm	Position	C=0.00 G=0.00	CG	Double Symmetrical

Luminance cd/m2 Table 3/3

	C 260.00	C 270.00	C 280.00	C 290.00	C 300.00	C 310.00	C 320.00	C 330.00	C 340.00	C 350.00
G 0.0	6141	6141	6141	6141	6141	6141	6141	6141	6141	6141
G 5.0	6054	6056	6054	6054	6056	6054	6054	6054	6054	6054
G 10.0	5940	5940	5940	5940	5940	5940	5940	5940	5942	5942
G 15.0	5807	5808	5807	5806	5804	5804	5805	5806	5810	5814
G 20.0	5653	5656	5653	5649	5644	5640	5641	5648	5656	5662
G 25.0	5459	5459	5459	5456	5450	5448	5450	5457	5461	5464
G 30.0	5227	5221	5227	5230	5231	5233	5233	5231	5229	5225
G 35.0	4951	4942	4951	4959	4967	4973	4970	4960	4955	4951
G 40.0	4626	4621	4626	4630	4635	4639	4638	4633	4626	4621
G 45.0	4198	4198	4198	4192	4185	4200	4195	4175	4186	4193
G 50.0	3503	3545	3503	3420	3356	3404	3400	3346	3405	3488
G 55.0	2724	2998	2724	2594	2556	2449	2448	2551	2577	2697
G 60.0	2058	2294	2058	2012	2026	1826	1825	2016	1980	2013
G 65.0	1584	1776	1584	1585	1644	1479	1485	1659	1601	1609
G 70.0	1354	1462	1354	1274	1253	1303	1316	1270	1255	1330
G 75.0	1121	1194	1121	1098	1096	1053	1062	1106	1078	1092
G 80.0	915	944	915	920	957	988	977	931	896	898
G 85.0	633	677	633	626	659	698	695	650	609	616
G 90.0	164	164	164	164	164	164	164	164	164	164