

Luminaire

Code 90592L115

Name ROFY 60 /T D/I D1150 GCONTROL+ K3 830 LO

Measurem.

Code 4/8/2023

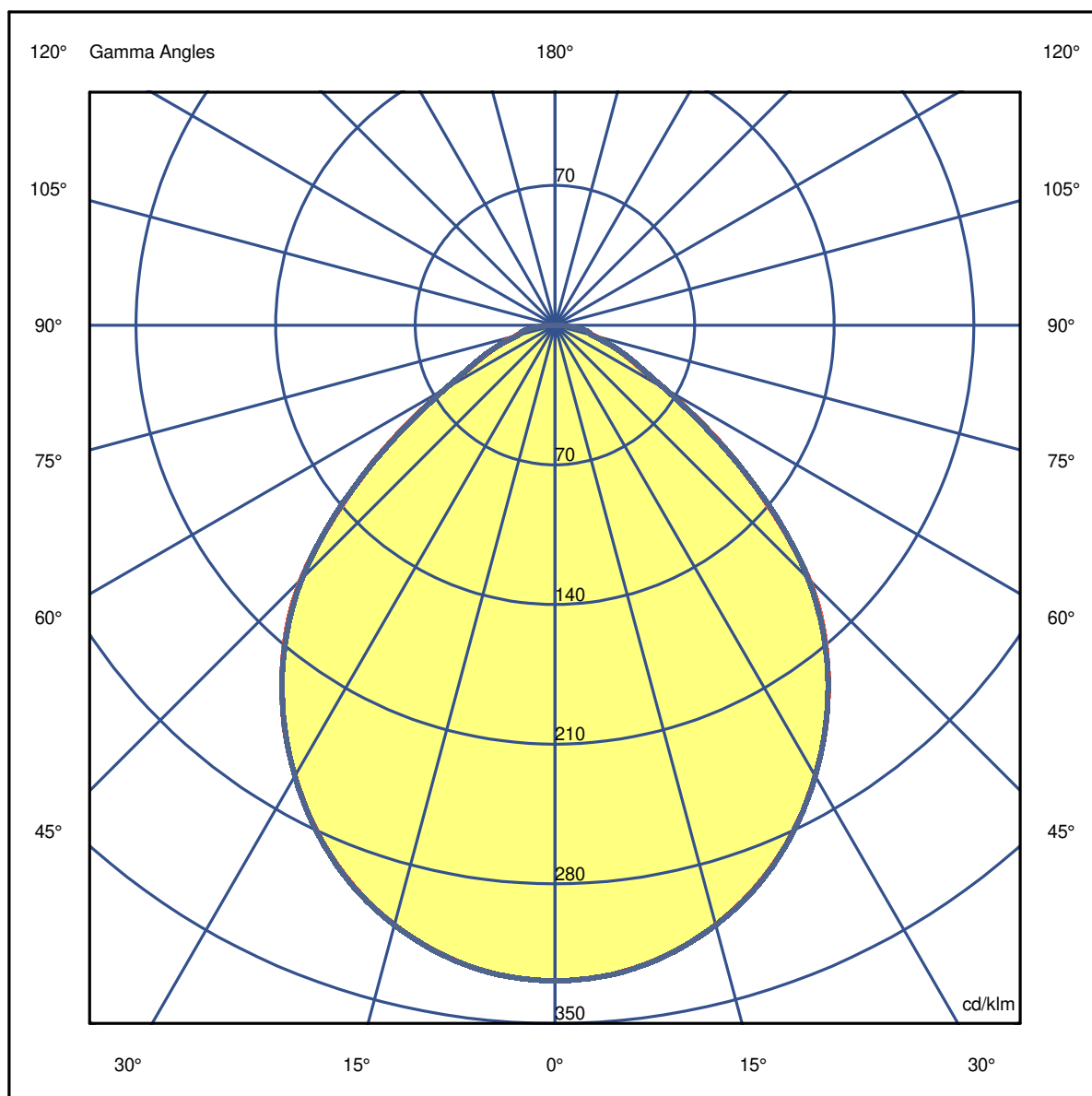
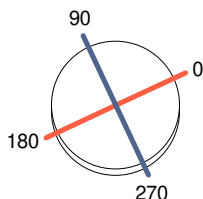
Name ROFY 60 /T D/I D1150 GCONTROL+ K3 830 LO

Luminaire Flux	14418 lm	Luminaire Power	113.9 W	Efficacy	126.548 lm/W	Efficiency	70.25%
Source Flux	20524 lm	Maximum value	328.70 cd/klm	Position	C=0.00 G=0.00	CG	Double Symmetrical

Diam=1268mm

C Halfplanes

180.0 ——— 0.0
270.0 ——— 90.0



Luminaire

Code 90592L115

Name ROFY 60 /T D/I D1150 GCONTROL+ K3 830 LO

Measurem.

Code 4/8/2023

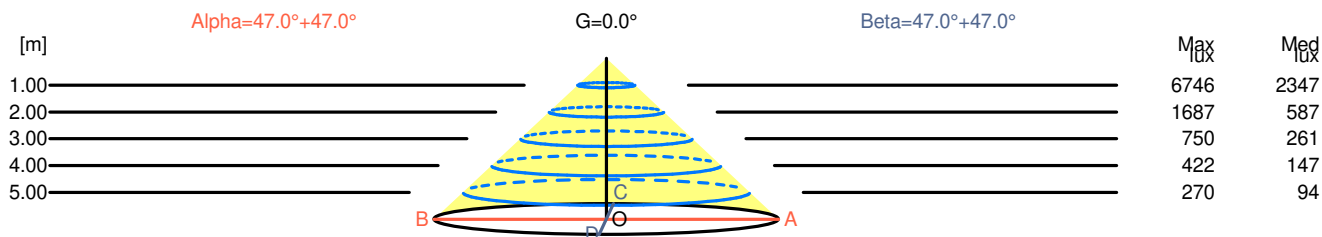
Name ROFY 60 /T D/I D1150 GCONTROL+ K3 830 LO

Luminaire Flux	14418 lm	Luminaire Power	113.9 W	Efficacy	126.548 lm/W	Efficiency	70.25%
Source Flux	20524 lm	Maximum value	328.70 cd/klm	Position	C=0.00 G=0.00	CG	Double Symmetrical

Width at 50.00 % of Max Intensity

H[m]	1.00	2.00	3.00	4.00	5.00	H[m]	1.00	2.00	3.00	4.00	5.00
OA	1.07	2.14	3.21	4.28	5.35	OC	1.07	2.14	3.21	4.28	5.35
OB	1.07	2.14	3.21	4.28	5.35	OD	1.07	2.14	3.21	4.28	5.35

	0	5	15	25	35	45	55	65	75	85
OA	6746.24	6705.19	6385.02	5771.35	4880.61	3694.32	2027.77	882.53	410.48	168.30
OB	6746.24	6705.19	6385.02	5771.35	4880.61	3694.32	2027.77	882.53	410.48	168.30
OC	6746.24	6705.19	6387.07	5773.40	4876.50	3677.90	1999.04	901.00	394.06	162.14
OD	6746.24	6705.19	6387.07	5773.40	4876.50	3677.90	1999.04	901.00	394.06	162.14



H[m]	D[m]	Max lux	Med lux	Alpha=47.0°+47.0°	G=0.0
1.00	2.14	6746	2347		
2.00	4.28	1687	587		
3.00	6.43	750	261		
4.00	8.57	422	147		
5.00	10.71	270	94		

H[m]	D[m]	Max lux	Med lux	Beta=47.0°+47.0°	G=0.0
1.00	2.14	6746	2347		
2.00	4.28	1687	587		
3.00	6.42	750	261		
4.00	8.57	422	147		
5.00	10.71	270	94		

Luminaire

Code 90592L115

Name ROFY 60 /T D/I D1150 GCONTROL+ K3 830 LO

Measurem.

Code 4/8/2023

Name ROFY 60 /T D/I D1150 GCONTROL+ K3 830 LO

Luminaire Flux	14418 lm	Luminaire Power	113.9 W	Efficacy	126.548 lm/W	Efficiency	70.25%
Source Flux	20524 lm	Maximum value	328.70 cd/klm	Position	C=0.00 G=0.00	CG	Double Symmetrical

UGR
S = 0.250

Reflectancies										
Ceiling/Cavity	0.7	0.7	0.5	0.5	0.3	0.7	0.7	0.5	0.5	0.3
Walls	0.5	0.3	0.5	0.3	0.3	0.5	0.3	0.5	0.3	0.3
Working Plane	0.2	0.2	0.2	0.2	0.2	0.2	0.2	0.2	0.2	0.2
Room Dimensions										
Room Dimensions	Lateral View					Viewed Endwise				
x=2H y=2H	15.2	16.3	15.5	16.6	16.8	15.2	16.3	15.5	16.6	16.8
x=2H y=3H	15.8	16.8	16.1	17.1	17.3	15.8	16.8	16.1	17.1	17.3
x=2H y=4H	16.0	16.9	16.3	17.2	17.5	16.0	16.9	16.3	17.2	17.5
x=2H y=6H	16.1	17.0	16.5	17.3	17.6	16.1	17.0	16.5	17.3	17.6
x=2H y=8H	16.2	17.1	16.6	17.4	17.7	16.2	17.0	16.5	17.4	17.7
x=2H y=12H	16.3	17.1	16.6	17.4	17.7	16.2	17.0	16.6	17.4	17.7
x=4H y=2H	15.4	16.4	15.8	16.7	17.0	15.4	16.4	15.8	16.7	17.0
x=4H y=3H	16.2	17.0	16.6	17.3	17.7	16.2	17.0	16.6	17.3	17.7
x=4H y=4H	16.5	17.2	16.9	17.6	17.9	16.5	17.2	16.9	17.6	17.9
x=4H y=6H	16.8	17.4	17.2	17.8	18.2	16.8	17.4	17.2	17.8	18.2
x=4H y=8H	16.9	17.5	17.3	17.9	18.3	16.9	17.5	17.3	17.9	18.3
x=4H y=12H	17.0	17.5	17.4	17.9	18.3	17.0	17.5	17.4	17.9	18.3
x=8H y=4H	16.6	17.2	17.0	17.6	18.0	16.6	17.2	17.0	17.6	18.0
x=8H y=6H	17.0	17.4	17.4	17.9	18.3	17.0	17.4	17.4	17.9	18.3
x=8H y=8H	17.1	17.6	17.6	18.0	18.5	17.1	17.5	17.6	18.0	18.5
x=8H y=12H	17.3	17.6	17.8	18.1	18.6	17.3	17.6	17.7	18.1	18.6
x=12H y=4H	16.6	17.1	17.0	17.5	17.9	16.6	17.1	17.0	17.5	17.9
x=12H y=6H	17.0	17.4	17.5	17.9	18.3	17.0	17.4	17.5	17.8	18.3
x=12H y=8H	17.2	17.6	17.7	18.0	18.5	17.2	17.5	17.7	18.0	18.5

Luminaire

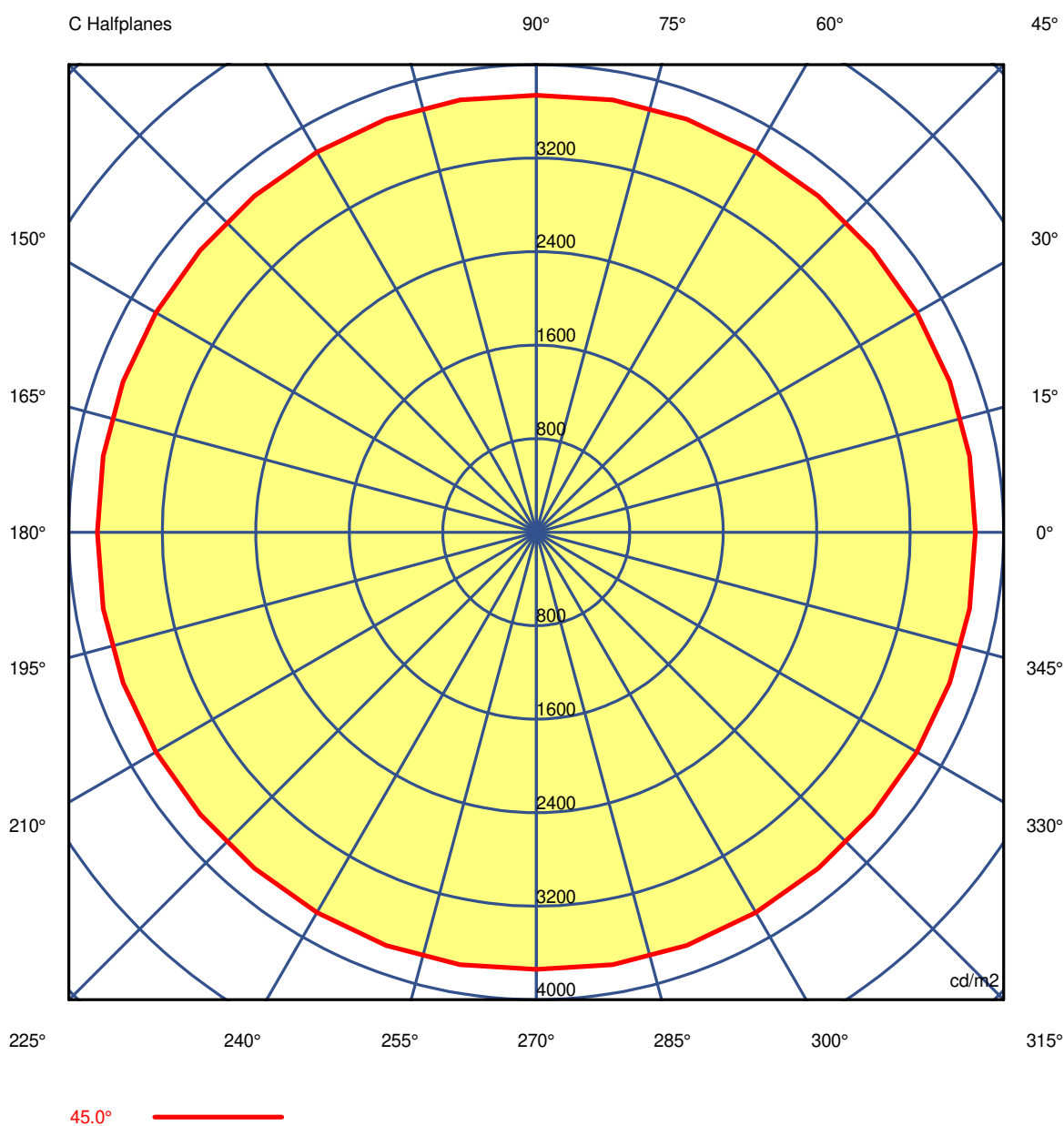
Code 90592L115
Name ROFY 60 /T D/I D1150 GCONTROL+ K3 830 LO

Measurem.

Code 4/8/2023
Name ROFY 60 /T D/I D1150 GCONTROL+ K3 830 LO

Luminaire Flux	14418 lm	Luminaire Power	113.9 W	Efficacy	126.548 lm/W	Efficiency	70.25%
Source Flux	20524 lm	Maximum value	328.70 cd/klm	Position	C=0.00 G=0.00	CG Double Symmetrical	

Luminance



Luminaire

Code 90592L115

Name ROFY 60 /T D/I D1150 GCONTROL+ K3 830 LO

Measurement

Code 4/8/2023

Name ROFY 60 /T D/I D1150 GCONTROL+ K3 830 LO

Luminaire Flux	14418 lm		Luminaire Power		113.9 W		Efficacy		126.548 lm/W		Efficiency		70.25%	
Source Flux	20524 lm		Maximum value		328.70 cd/klm		Position		C=0.00 G=0.00		CG		Double Symmetrical	
Luminance cd/m2														
Table 1/3														
	C 0.00	C 10.00	C 20.00	C 30.00	C 40.00	C 50.00	C 60.00	C 70.00	C 80.00	C 90.00	C 100.00	C 110.00	C 120.00	
G 0.0	5497	5497	5497	5497	5497	5497	5497	5497	5497	5497	5497	5497	5497	
G 5.0	5421	5421	5421	5421	5421	5421	5421	5423	5423	5421	5423	5423	5421	
G 10.0	5321	5320	5319	5319	5320	5322	5323	5322	5321	5323	5321	5322	5323	
G 15.0	5201	5199	5199	5199	5200	5201	5202	5202	5202	5202	5202	5202	5202	
G 20.0	5058	5058	5058	5058	5059	5060	5061	5063	5063	5063	5063	5063	5061	
G 25.0	4885	4885	4886	4889	4886	4885	4887	4890	4890	4887	4890	4890	4887	
G 30.0	4678	4685	4688	4685	4681	4681	4687	4688	4685	4678	4685	4688	4687	
G 35.0	4440	4443	4445	4444	4436	4437	4444	4444	4440	4437	4440	4444	4444	
G 40.0	4151	4148	4146	4147	4149	4147	4145	4148	4148	4143	4148	4148	4145	
G 45.0	3756	3765	3765	3758	3755	3754	3756	3761	3756	3739	3756	3761	3756	
G 50.0	3109	3070	3053	3073	3117	3106	3053	3050	3083	3127	3083	3050	3053	
G 55.0	2420	2320	2282	2332	2425	2393	2275	2283	2342	2385	2342	2283	2275	
G 60.0	1714	1797	1831	1796	1724	1741	1823	1822	1772	1714	1772	1822	1823	
G 65.0	1323	1495	1582	1526	1366	1392	1575	1595	1491	1351	1491	1595	1575	
G 70.0	1102	1203	1276	1263	1136	1117	1227	1264	1206	1091	1206	1264	1227	
G 75.0	863	941	1001	988	876	866	975	1015	954	828	954	1015	975	
G 80.0	883	862	853	861	876	870	850	850	862	877	862	850	850	
G 85.0	623	590	570	578	609	605	570	569	586	600	586	569	570	
G 90.0	150	150	150	150	150	150	150	150	147	138	147	150	150	

Luminaire

Code 90592L115

Name ROFY 60 /T D/I D1150 GCONTROL+ K3 830 LO

Measurement.

Code 4/8/2023

Name ROFY 60 /T D/I D1150 GCONTROL+ K3 830 LO

Luminaire Flux	14418 lm		Luminaire Power		113.9 W		Efficacy		126.548 lm/W		Efficiency		70.25%	
Source Flux	20524 lm		Maximum value		328.70 cd/klm		Position		C=0.00 G=0.00		CG		Double Symmetrical	
Luminance cd/m2														
Table 2/3														
	C 130.00	C 140.00	C 150.00	C 160.00	C 170.00	C 180.00	C 190.00	C 200.00	C 210.00	C 220.00	C 230.00	C 240.00	C 250.00	
G 0.0	5497	5497	5497	5497	5497	5497	5497	5497	5497	5497	5497	5497	5497	
G 5.0	5421	5421	5421	5421	5421	5421	5421	5421	5421	5421	5421	5421	5423	
G 10.0	5322	5320	5319	5319	5320	5321	5320	5319	5319	5320	5322	5323	5322	
G 15.0	5201	5200	5199	5199	5199	5201	5199	5199	5199	5200	5201	5202	5202	
G 20.0	5060	5059	5058	5058	5058	5058	5058	5058	5058	5059	5060	5061	5063	
G 25.0	4885	4886	4889	4886	4885	4885	4885	4886	4889	4886	4885	4887	4890	
G 30.0	4681	4681	4685	4688	4685	4678	4685	4688	4685	4681	4681	4687	4688	
G 35.0	4437	4436	4444	4445	4443	4440	4443	4445	4444	4436	4437	4444	4444	
G 40.0	4147	4149	4147	4146	4148	4151	4148	4146	4147	4149	4147	4145	4148	
G 45.0	3754	3755	3758	3765	3765	3756	3765	3765	3758	3755	3754	3756	3761	
G 50.0	3106	3117	3073	3053	3070	3109	3070	3053	3073	3117	3106	3053	3050	
G 55.0	2393	2425	2332	2282	2320	2420	2320	2282	2332	2425	2393	2275	2283	
G 60.0	1741	1724	1796	1831	1797	1714	1797	1831	1796	1724	1741	1823	1822	
G 65.0	1392	1366	1526	1582	1495	1323	1495	1582	1526	1366	1392	1575	1595	
G 70.0	1117	1136	1263	1276	1203	1102	1203	1276	1263	1136	1117	1227	1264	
G 75.0	866	876	988	1001	941	863	941	1001	988	876	866	975	1015	
G 80.0	870	876	861	853	862	883	862	853	861	876	870	850	850	
G 85.0	605	609	578	570	590	623	590	570	578	609	605	570	569	
G 90.0	150	150	150	150	150	150	150	150	150	150	150	150	150	

Luminaire

Code 90592L115

Name ROFY 60 /T D/I D1150 GCONTROL+ K3 830 LO

Measurem.

Code 4/8/2023

Name ROFY 60 /T D/I D1150 GCONTROL+ K3 830 LO

Luminaire Flux	14418 lm	Luminaire Power	113.9 W	Efficacy	126.548 lm/W	Efficiency	70.25%
Source Flux	20524 lm	Maximum value	328.70 cd/klm	Position	C=0.00 G=0.00	CG	Double Symmetrical

Luminance cd/m2 Table 3/3

	C 260.00	C 270.00	C 280.00	C 290.00	C 300.00	C 310.00	C 320.00	C 330.00	C 340.00	C 350.00
G 0.0	5497	5497	5497	5497	5497	5497	5497	5497	5497	5497
G 5.0	5423	5421	5423	5423	5421	5421	5421	5421	5421	5421
G 10.0	5321	5323	5321	5322	5323	5322	5320	5319	5319	5320
G 15.0	5202	5202	5202	5202	5202	5201	5200	5199	5199	5199
G 20.0	5063	5063	5063	5063	5061	5060	5059	5058	5058	5058
G 25.0	4890	4887	4890	4890	4887	4885	4886	4889	4886	4885
G 30.0	4685	4678	4685	4688	4687	4681	4681	4685	4688	4685
G 35.0	4440	4437	4440	4444	4444	4437	4436	4444	4445	4443
G 40.0	4148	4143	4148	4148	4145	4147	4149	4147	4146	4148
G 45.0	3756	3739	3756	3761	3756	3754	3755	3758	3765	3765
G 50.0	3083	3127	3083	3050	3053	3106	3117	3073	3053	3070
G 55.0	2342	2385	2342	2283	2275	2393	2425	2332	2282	2320
G 60.0	1772	1714	1772	1822	1823	1741	1724	1796	1831	1797
G 65.0	1491	1351	1491	1595	1575	1392	1366	1526	1582	1495
G 70.0	1206	1091	1206	1264	1227	1117	1136	1263	1276	1203
G 75.0	954	828	954	1015	975	866	876	988	1001	941
G 80.0	862	877	862	850	850	870	876	861	853	862
G 85.0	586	600	586	569	570	605	609	578	570	590
G 90.0	147	138	147	150	150	150	150	150	150	150