

**Luminaire**

Code 90592L600

Name ROFY 60 /T D/I D0600 GCONTROL+ 840 LO

**Measurem.**

Code 4/8/2023

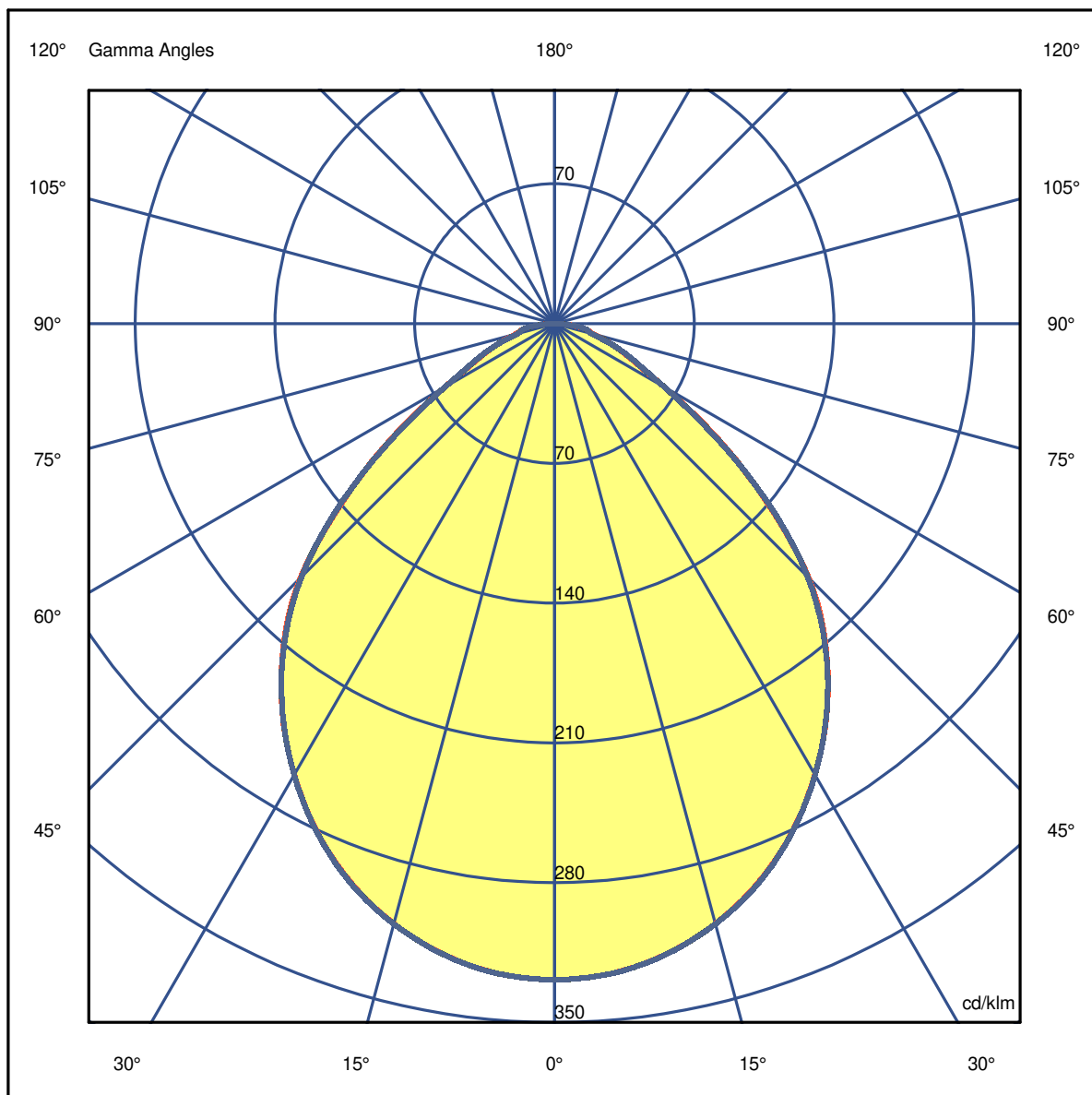
Name ROFY 60 /T D/I D0600 GCONTROL+ 840 LO

Luminaire Flux	5263 lm	Luminaire Power	43.3 W	Efficacy	121.659 lm/W	Efficiency	70.25%
Source Flux	7492 lm	Maximum value	328.70 cd/klm	Position	C=0.00 G=0.00	CG	Double Symmetrical

Diam=718mm

C Halfplanes

180.0 ——— 0.0  
270.0 ——— 90.0



**Luminaire**

Code 90592L600

Name ROFY 60 /T D/I D0600 GCONTROL+ 840 LO

**Measurem.**

Code 4/8/2023

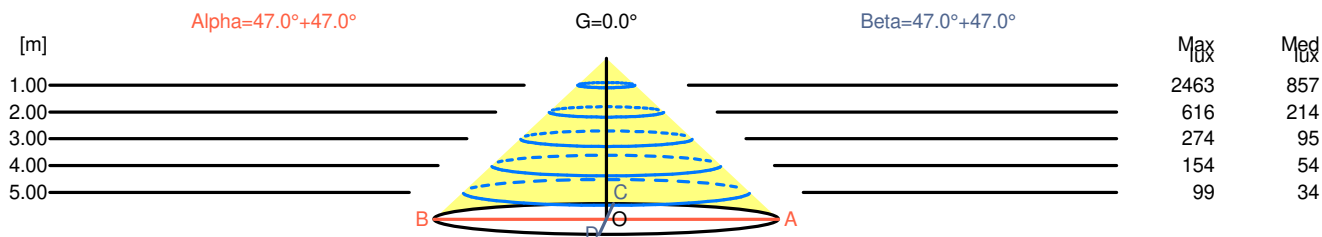
Name ROFY 60 /T D/I D0600 GCONTROL+ 840 LO

Luminaire Flux	5263 lm	Luminaire Power	43.3 W	Efficacy	121.659 lm/W	Efficiency	70.25%
Source Flux	7492 lm	Maximum value	328.70 cd/klm	Position	C=0.00 G=0.00	CG	Double Symmetrical

Width at 50.00 % of Max Intensity

H[m]	1.00	2.00	3.00	4.00	5.00	H[m]	1.00	2.00	3.00	4.00	5.00
OA	1.07	2.14	3.21	4.28	5.35	OC	1.07	2.14	3.21	4.28	5.35
OB	1.07	2.14	3.21	4.28	5.35	OD	1.07	2.14	3.21	4.28	5.35

	0	5	15	25	35	45	55	65	75	85
OA	2462.62	2447.64	2330.76	2106.75	1781.60	1348.56	740.21	322.16	149.84	61.43
OB	2462.62	2447.64	2330.76	2106.75	1781.60	1348.56	740.21	322.16	149.84	61.43
OC	2462.62	2447.64	2331.51	2107.50	1780.10	1342.57	729.72	328.90	143.85	59.19
OD	2462.62	2447.64	2331.51	2107.50	1780.10	1342.57	729.72	328.90	143.85	59.19



H[m]	D[m]	Max lux	Med lux	Alpha=47.0°+47.0°	G=0.0
1.00	2.14	2463	857		
2.00	4.28	616	214		
3.00	6.43	274	95		
4.00	8.57	154	54		
5.00	10.71	99	34		

H[m]	D[m]	Max lux	Med lux	Beta=47.0°+47.0°	G=0.0
1.00	2.14	2463	857		
2.00	4.28	616	214		
3.00	6.42	274	95		
4.00	8.57	154	54		
5.00	10.71	99	34		

**Luminaire**

Code 90592L600

Name ROFY 60 /T D/I D0600 GCONTROL+ 840 LO

**Measurem.**

Code 4/8/2023

Name ROFY 60 /T D/I D0600 GCONTROL+ 840 LO

Luminaire Flux	5263 lm	Luminaire Power	43.3 W	Efficacy	121.659 lm/W	Efficiency	70.25%
Source Flux	7492 lm	Maximum value	328.70 cd/klm	Position	C=0.00 G=0.00	CG	Double Symmetrical

**UGR**  
S = 0.250

Reflectancies										
Ceiling/Cavity	0.7	0.7	0.5	0.5	0.3	0.7	0.7	0.5	0.5	0.3
Walls	0.5	0.3	0.5	0.3	0.3	0.5	0.3	0.5	0.3	0.3
Working Plane	0.2	0.2	0.2	0.2	0.2	0.2	0.2	0.2	0.2	0.2
Room Dimensions										
Room Dimensions	Lateral View					Viewed Endwise				
x=2H y=2H	15.4	16.5	15.6	16.7	16.9	15.3	16.5	15.6	16.7	16.9
x=2H y=3H	15.9	16.9	16.2	17.2	17.5	15.9	16.9	16.2	17.2	17.4
x=2H y=4H	16.1	17.0	16.4	17.3	17.6	16.1	17.0	16.4	17.3	17.6
x=2H y=6H	16.2	17.1	16.5	17.4	17.7	16.2	17.1	16.5	17.4	17.7
x=2H y=8H	16.2	17.1	16.6	17.4	17.7	16.2	17.1	16.6	17.4	17.7
x=2H y=12H	16.3	17.1	16.6	17.4	17.7	16.3	17.1	16.6	17.4	17.7
x=4H y=2H	15.6	16.5	15.9	16.8	17.1	15.6	16.5	15.9	16.8	17.1
x=4H y=3H	16.3	17.1	16.7	17.4	17.8	16.3	17.1	16.7	17.4	17.7
x=4H y=4H	16.6	17.3	16.9	17.6	18.0	16.6	17.3	16.9	17.6	18.0
x=4H y=6H	16.8	17.4	17.2	17.8	18.2	16.8	17.4	17.2	17.8	18.2
x=4H y=8H	16.9	17.5	17.3	17.8	18.3	16.9	17.4	17.3	17.8	18.3
x=4H y=12H	16.9	17.4	17.4	17.9	18.3	16.9	17.4	17.4	17.8	18.3
x=8H y=4H	16.6	17.2	17.1	17.6	18.0	16.6	17.2	17.1	17.6	18.0
x=8H y=6H	17.0	17.4	17.4	17.8	18.3	16.9	17.4	17.4	17.8	18.3
x=8H y=8H	17.1	17.5	17.6	17.9	18.4	17.1	17.5	17.6	17.9	18.4
x=8H y=12H	17.2	17.5	17.7	18.0	18.5	17.2	17.5	17.7	18.0	18.5
x=12H y=4H	16.6	17.1	17.1	17.5	18.0	16.6	17.1	17.1	17.5	18.0
x=12H y=6H	17.0	17.4	17.4	17.8	18.3	17.0	17.4	17.4	17.8	18.3
x=12H y=8H	17.1	17.5	17.6	18.0	18.5	17.1	17.5	17.6	17.9	18.4

**Luminaire**

Code 90592L600

Name ROFY 60 /T D/I D0600 GCONTROL+ 840 LO

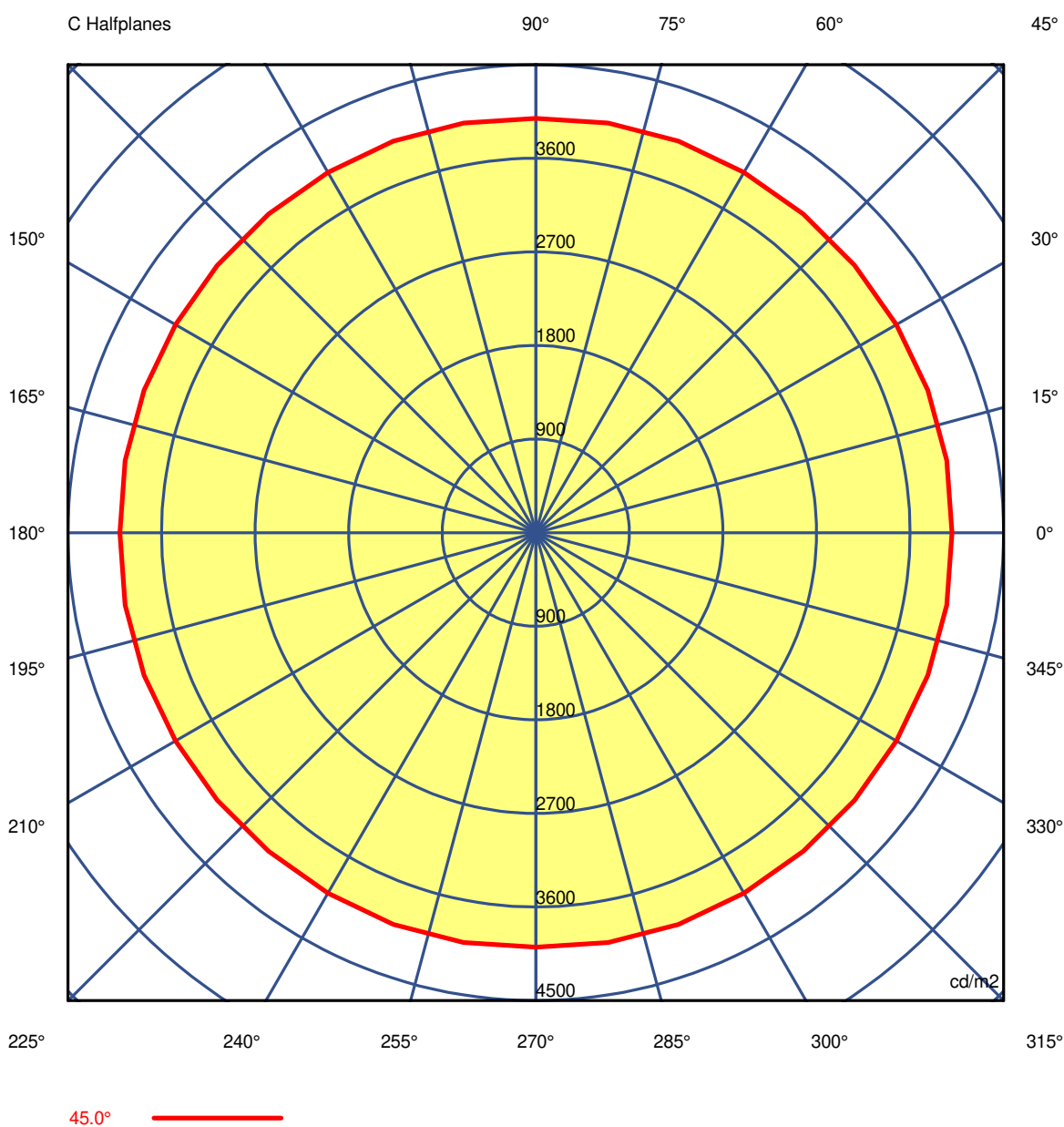
**Measurem.**

Code 4/8/2023

Name ROFY 60 /T D/I D0600 GCONTROL+ 840 LO

Luminaire Flux	5263 lm	Luminaire Power	43.3 W	Efficacy	121.659 lm/W	Efficiency	70.25%
Source Flux	7492 lm	Maximum value	328.70 cd/klm	Position	C=0.00 G=0.00	CG Double Symmetrical	

Luminance



**Luminaire**

Code 90592L600

Name ROFY 60 /T D/I D0600 GCONTROL+ 840 LO

**Measurment.**

Code 4/8/2023

Name ROFY 60 /T D/I D0600 GCONTROL+ 840 LO

Luminaire Flux	5263 lm		Luminaire Power		43.3 W		Efficacy		121.659 lm/W		Efficiency		70.25%	
Source Flux	7492 lm		Maximum value		328.70 cd/klm		Position		C=0.00 G=0.00		CG		Double Symmetrical	
Luminance cd/m2														
Table 1/3														
	C 0.00	C 10.00	C 20.00	C 30.00	C 40.00	C 50.00	C 60.00	C 70.00	C 80.00	C 90.00	C 100.00	C 110.00	C 120.00	
G 0.0	6399	6399	6399	6399	6399	6399	6399	6399	6399	6399	6399	6399	6399	
G 5.0	6254	6254	6254	6254	6254	6254	6254	6255	6256	6254	6256	6255	6254	
G 10.0	6084	6083	6082	6082	6083	6085	6086	6084	6084	6086	6084	6084	6086	
G 15.0	5894	5892	5892	5892	5893	5894	5896	5896	5896	5896	5896	5896	5896	
G 20.0	5681	5681	5681	5681	5682	5684	5685	5686	5687	5687	5687	5686	5685	
G 25.0	5436	5436	5438	5440	5438	5436	5438	5441	5441	5438	5441	5441	5438	
G 30.0	5156	5163	5166	5163	5158	5159	5165	5167	5163	5156	5163	5167	5165	
G 35.0	4843	4846	4849	4847	4839	4839	4847	4847	4843	4839	4843	4847	4847	
G 40.0	4477	4474	4472	4473	4475	4474	4471	4474	4474	4469	4474	4474	4471	
G 45.0	4002	4012	4012	4004	4000	4000	4002	4007	4002	3984	4002	4007	4002	
G 50.0	3267	3226	3208	3229	3275	3264	3208	3205	3240	3286	3240	3205	3208	
G 55.0	2502	2399	2359	2411	2508	2474	2353	2361	2422	2466	2422	2361	2353	
G 60.0	1739	1823	1858	1822	1749	1766	1849	1849	1797	1739	1797	1849	1849	
G 65.0	1311	1481	1567	1512	1353	1379	1561	1580	1478	1338	1478	1580	1561	
G 70.0	1060	1156	1227	1214	1092	1074	1180	1216	1159	1049	1159	1216	1180	
G 75.0	796	869	923	912	809	800	900	937	881	764	881	937	900	
G 80.0	768	749	742	749	762	757	739	739	750	763	750	739	739	
G 85.0	492	466	450	456	481	478	450	449	462	474	462	449	450	
G 90.0	98	98	98	98	98	98	98	98	96	90	96	98	98	

**Luminaire**

Code 90592L600

Name ROFY 60 /T D/I D0600 GCONTROL+ 840 LO

**Measurment.**

Code 4/8/2023

Name ROFY 60 /T D/I D0600 GCONTROL+ 840 LO

Luminaire Flux	5263 lm		Luminaire Power		43.3 W		Efficacy		121.659 lm/W		Efficiency		70.25%	
Source Flux	7492 lm		Maximum value		328.70 cd/klm		Position		C=0.00 G=0.00		CG		Double Symmetrical	
Luminance cd/m2														
Table 2/3														
	C 130.00	C 140.00	C 150.00	C 160.00	C 170.00	C 180.00	C 190.00	C 200.00	C 210.00	C 220.00	C 230.00	C 240.00	C 250.00	
G 0.0	6399	6399	6399	6399	6399	6399	6399	6399	6399	6399	6399	6399	6399	
G 5.0	6254	6254	6254	6254	6254	6254	6254	6254	6254	6254	6254	6254	6255	
G 10.0	6085	6083	6082	6082	6083	6084	6083	6082	6082	6083	6085	6086	6084	
G 15.0	5894	5893	5892	5892	5892	5894	5892	5892	5892	5893	5894	5896	5896	
G 20.0	5684	5682	5681	5681	5681	5681	5681	5681	5681	5682	5684	5685	5686	
G 25.0	5436	5438	5440	5438	5436	5436	5436	5438	5440	5438	5436	5438	5441	
G 30.0	5159	5158	5163	5166	5163	5156	5163	5166	5163	5158	5159	5165	5167	
G 35.0	4839	4839	4847	4849	4846	4843	4846	4849	4847	4839	4839	4847	4847	
G 40.0	4474	4475	4473	4472	4474	4477	4474	4472	4473	4475	4474	4471	4474	
G 45.0	4000	4000	4004	4012	4012	4002	4012	4012	4004	4000	4000	4002	4007	
G 50.0	3264	3275	3229	3208	3226	3267	3226	3208	3229	3275	3264	3208	3205	
G 55.0	2474	2508	2411	2359	2399	2502	2399	2359	2411	2508	2474	2353	2361	
G 60.0	1766	1749	1822	1858	1823	1739	1823	1858	1822	1749	1766	1849	1849	
G 65.0	1379	1353	1512	1567	1481	1311	1481	1567	1512	1353	1379	1561	1580	
G 70.0	1074	1092	1214	1227	1156	1060	1156	1227	1214	1092	1074	1180	1216	
G 75.0	800	809	912	923	869	796	869	923	912	809	800	900	937	
G 80.0	757	762	749	742	749	768	749	742	749	762	757	739	739	
G 85.0	478	481	456	450	466	492	466	450	456	481	478	450	449	
G 90.0	98	98	98	98	98	98	98	98	98	98	98	98	98	

**Luminaire**

Code 90592L600

Name ROFY 60 /T D/I D0600 GCONTROL+ 840 LO

**Measurem.**

Code 4/8/2023

Name ROFY 60 /T D/I D0600 GCONTROL+ 840 LO

Luminaire Flux	5263 lm	Luminaire Power	43.3 W	Efficacy	121.659 lm/W	Efficiency	70.25%
Source Flux	7492 lm	Maximum value	328.70 cd/klm	Position	C=0.00 G=0.00	CG	Double Symmetrical

**Luminance cd/m2 Table 3/3**

	C 260.00	C 270.00	C 280.00	C 290.00	C 300.00	C 310.00	C 320.00	C 330.00	C 340.00	C 350.00
G 0.0	6399	6399	6399	6399	6399	6399	6399	6399	6399	6399
G 5.0	6256	6254	6256	6255	6254	6254	6254	6254	6254	6254
G 10.0	6084	6086	6084	6084	6086	6085	6083	6082	6082	6083
G 15.0	5896	5896	5896	5896	5896	5894	5893	5892	5892	5892
G 20.0	5687	5687	5687	5686	5685	5684	5682	5681	5681	5681
G 25.0	5441	5438	5441	5441	5438	5436	5438	5440	5438	5436
G 30.0	5163	5156	5163	5167	5165	5159	5158	5163	5166	5163
G 35.0	4843	4839	4843	4847	4847	4839	4839	4847	4849	4846
G 40.0	4474	4469	4474	4474	4471	4474	4475	4473	4472	4474
G 45.0	4002	3984	4002	4007	4002	4000	4000	4004	4012	4012
G 50.0	3240	3286	3240	3205	3208	3264	3275	3229	3208	3226
G 55.0	2422	2466	2422	2361	2353	2474	2508	2411	2359	2399
G 60.0	1797	1739	1797	1849	1849	1766	1749	1822	1858	1823
G 65.0	1478	1338	1478	1580	1561	1379	1353	1512	1567	1481
G 70.0	1159	1049	1159	1216	1180	1074	1092	1214	1227	1156
G 75.0	881	764	881	937	900	800	809	912	923	869
G 80.0	750	763	750	739	739	757	762	749	742	749
G 85.0	462	474	462	449	450	478	481	456	450	466
G 90.0	96	90	96	98	98	98	98	98	98	98