

**Luminaire**

Code 90592L900

Name ROFY 60 /T D/I D0900 GCONTROL+ 840 LO

**Measurem.**

Code 4/8/2023

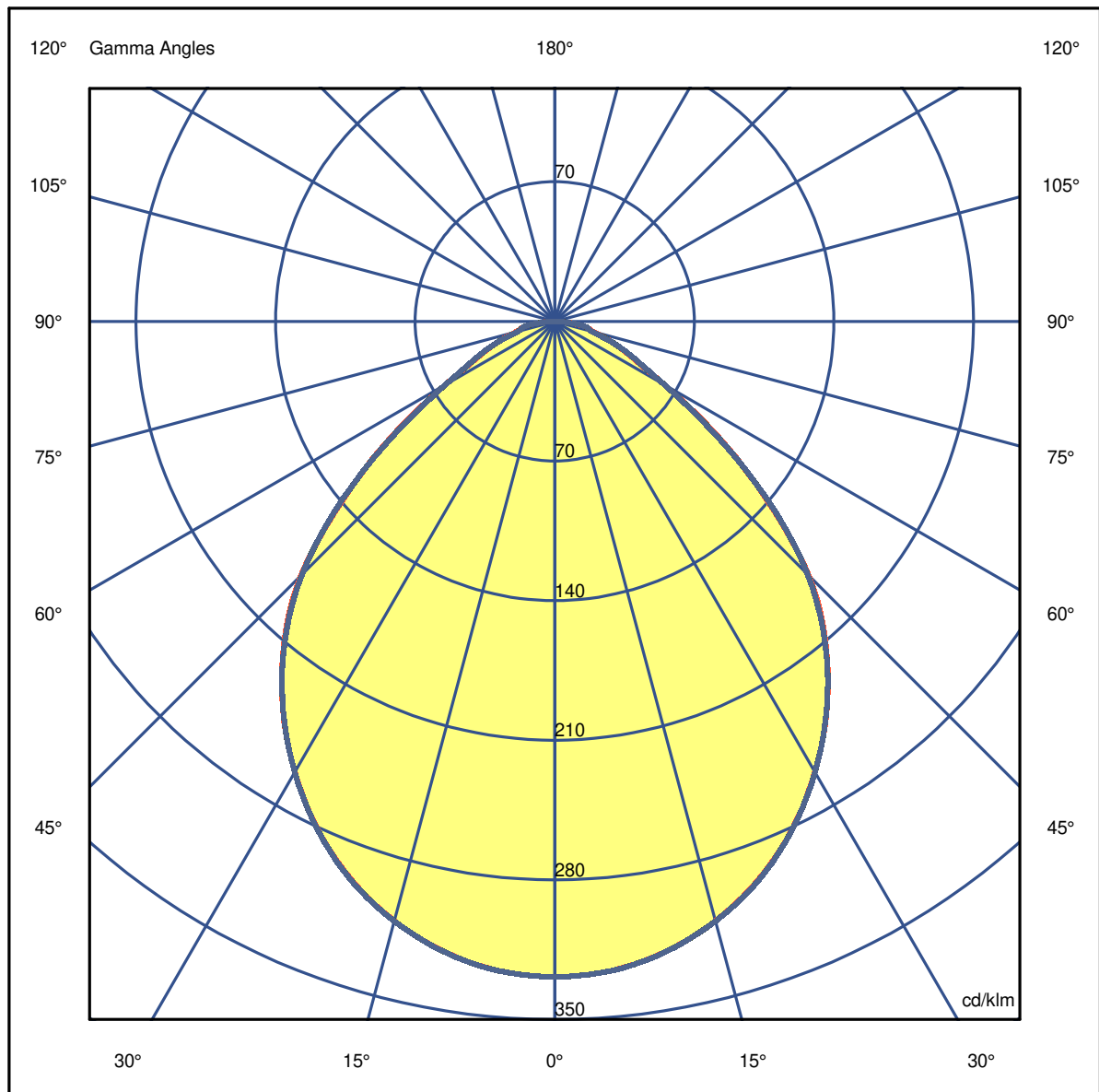
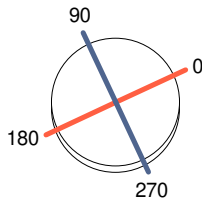
Name ROFY 60 /T D/I D0900 GCONTROL+ 840 LO

Luminaire Flux	9155 lm	Luminaire Power	67.7 W	Efficacy	135.144 lm/W	Efficiency	70.25%
Source Flux	13032 lm	Maximum value	328.70 cd/klm	Position	C=0.00 G=0.00	CG Double Symmetrical	

Diam=1018mm

C Halfplanes

180.0 ——— 0.0  
270.0 ——— 90.0



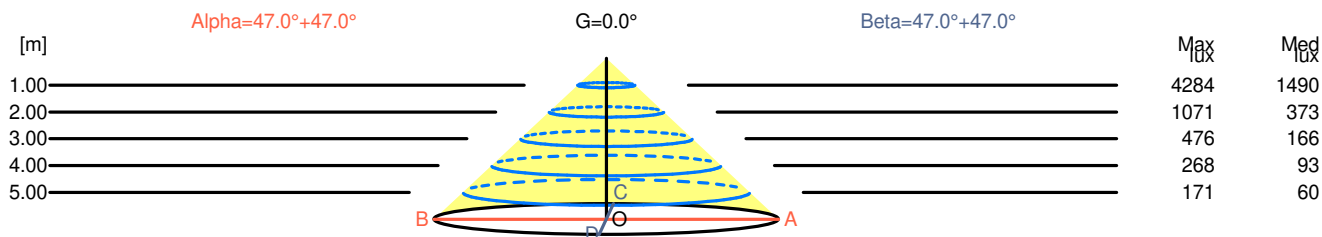
**Luminaire**Code 90592L900  
Name ROFY 60 /T D/I D0900 GCONTROL+ 840 LO**Measurem.**Code 4/8/2023  
Name ROFY 60 /T D/I D0900 GCONTROL+ 840 LO

Luminaire Flux	9155 lm	Luminaire Power	67.7 W	Efficacy	135.144 lm/W	Efficiency	70.25%
Source Flux	13032 lm	Maximum value	328.70 cd/klm	Position	C=0.00 G=0.00	CG	Double Symmetrical

Width at 50.00 % of Max Intensity

H[m]	1.00	2.00	3.00	4.00	5.00	H[m]	1.00	2.00	3.00	4.00	5.00
OA	1.07	2.14	3.21	4.28	5.35	OC	1.07	2.14	3.21	4.28	5.35
OB	1.07	2.14	3.21	4.28	5.35	OD	1.07	2.14	3.21	4.28	5.35

	0	5	15	25	35	45	55	65	75	85
OA	4283.62	4257.55	4054.26	3664.60	3099.01	2345.76	1287.56	560.38	260.64	106.86
OB	4283.62	4257.55	4054.26	3664.60	3099.01	2345.76	1287.56	560.38	260.64	106.86
OC	4283.62	4257.55	4055.56	3665.90	3096.40	2335.33	1269.32	572.10	250.21	102.95
OD	4283.62	4257.55	4055.56	3665.90	3096.40	2335.33	1269.32	572.10	250.21	102.95



H[m]	D[m]	Max lux	Med lux	Alpha=47.0°+47.0°	G=0.0	
1.00	2.14	4284	1490			
2.00	4.28	1071	373			
3.00	6.43	476	166			
4.00	8.57	268	93			
5.00	10.71	171	60			

H[m]	D[m]	Max lux	Med lux	Beta=47.0°+47.0°	G=0.0	
1.00	2.14	4284	1490			
2.00	4.28	1071	373			
3.00	6.42	476	166			
4.00	8.57	268	93			
5.00	10.71	171	60			

**Luminaire**

Code 90592L900

Name ROFY 60 /T D/I D0900 GCONTROL+ 840 LO

**Measurem.**

Code 4/8/2023

Name ROFY 60 /T D/I D0900 GCONTROL+ 840 LO

Luminaire Flux	9155 lm	Luminaire Power	67.7 W	Efficacy	135.144 lm/W	Efficiency	70.25%
Source Flux	13032 lm	Maximum value	328.70 cd/klm	Position	C=0.00 G=0.00	CG	Double Symmetrical

**UGR**  
S = 0.250

Reflectancies										
Ceiling/Cavity	0.7	0.7	0.5	0.5	0.3	0.7	0.7	0.5	0.5	0.3
Walls	0.5	0.3	0.5	0.3	0.3	0.5	0.3	0.5	0.3	0.3
Working Plane	0.2	0.2	0.2	0.2	0.2	0.2	0.2	0.2	0.2	0.2
Room Dimensions	Lateral View					Viewed Endwise				
x=2H y=2H	15.0	16.2	15.3	16.4	16.6	15.0	16.2	15.3	16.4	16.6
x=2H y=3H	15.6	16.7	15.9	16.9	17.2	15.6	16.7	15.9	16.9	17.2
x=2H y=4H	15.8	16.8	16.1	17.1	17.3	15.8	16.8	16.1	17.0	17.3
x=2H y=6H	16.0	16.8	16.3	17.1	17.4	15.9	16.8	16.3	17.1	17.4
x=2H y=8H	16.0	16.9	16.4	17.2	17.5	16.0	16.9	16.4	17.2	17.5
x=2H y=12H	16.1	16.9	16.4	17.2	17.5	16.0	16.8	16.4	17.2	17.5
x=4H y=2H	15.3	16.3	15.6	16.5	16.8	15.3	16.3	15.6	16.5	16.8
x=4H y=3H	16.0	16.8	16.4	17.2	17.5	16.0	16.8	16.4	17.2	17.5
x=4H y=4H	16.3	17.0	16.7	17.4	17.7	16.3	17.0	16.7	17.4	17.7
x=4H y=6H	16.6	17.2	17.0	17.6	18.0	16.6	17.2	17.0	17.6	18.0
x=4H y=8H	16.7	17.3	17.1	17.6	18.1	16.7	17.3	17.1	17.6	18.1
x=4H y=12H	16.7	17.3	17.2	17.7	18.1	16.7	17.3	17.2	17.7	18.1
x=8H y=4H	16.4	17.0	16.8	17.4	17.8	16.4	17.0	16.8	17.4	17.8
x=8H y=6H	16.8	17.2	17.2	17.6	18.1	16.8	17.2	17.2	17.6	18.1
x=8H y=8H	16.9	17.3	17.4	17.8	18.3	16.9	17.3	17.4	17.8	18.2
x=8H y=12H	17.0	17.4	17.5	17.8	18.3	17.0	17.4	17.5	17.8	18.3
x=12H y=4H	16.4	16.9	16.8	17.3	17.7	16.4	16.9	16.8	17.3	17.7
x=12H y=6H	16.8	17.2	17.3	17.6	18.1	16.8	17.2	17.3	17.6	18.1
x=12H y=8H	17.0	17.3	17.5	17.8	18.3	17.0	17.3	17.5	17.8	18.3

**Luminaire**

Code 90592L900

Name ROFY 60 /T D/I D0900 GCONTROL+ 840 LO

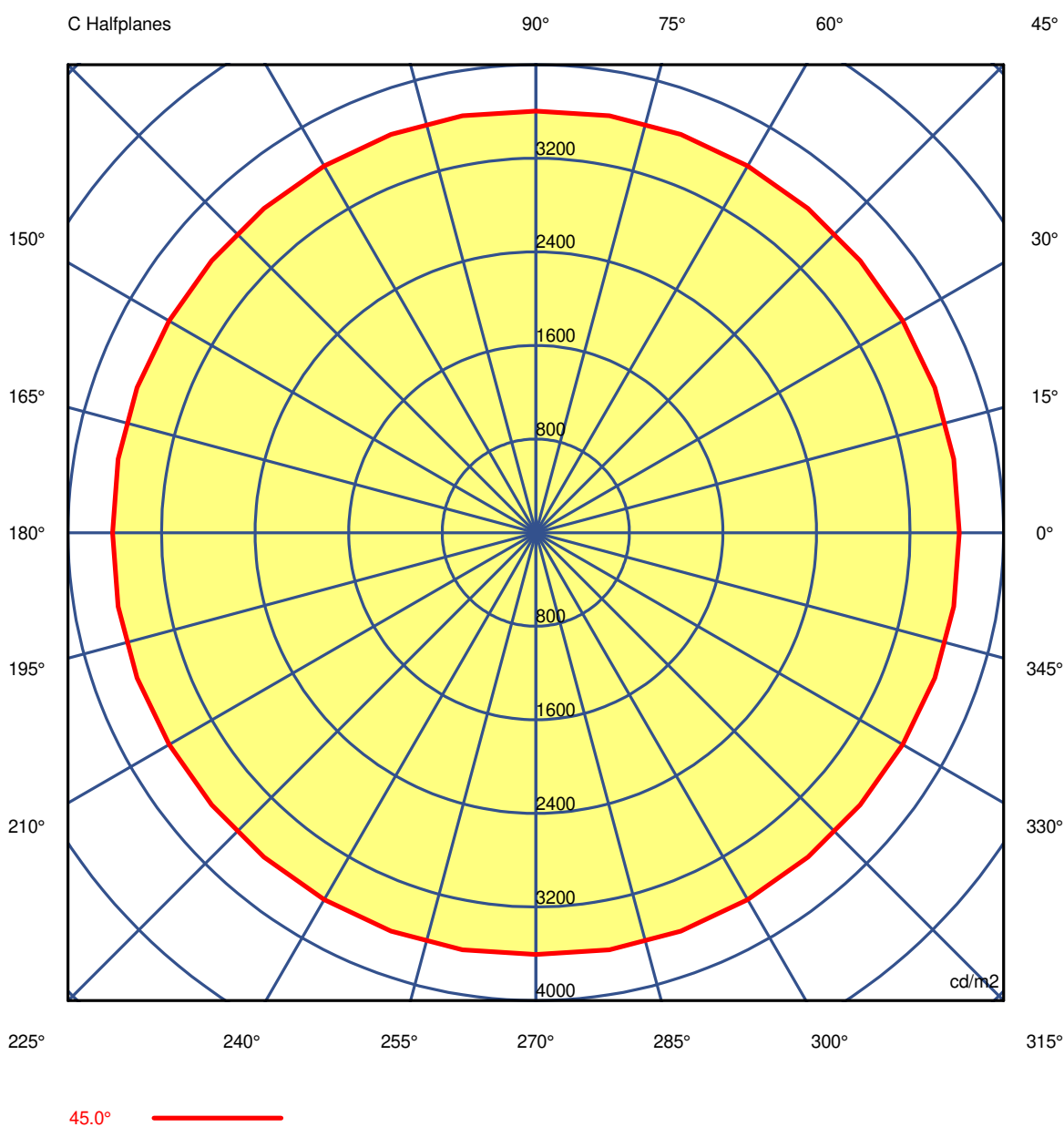
**Measurem.**

Code 4/8/2023

Name ROFY 60 /T D/I D0900 GCONTROL+ 840 LO

Luminaire Flux	9155 lm	Luminaire Power	67.7 W	Efficacy	135.144 lm/W	Efficiency	70.25%
Source Flux	13032 lm	Maximum value	328.70 cd/klm	Position	C=0.00 G=0.00	CG Double Symmetrical	

Luminance



**Luminaire**

Code 90592L900

Name ROFY 60 /T D/I D0900 GCONTROL+ 840 LO

**Measurement**

Code 4/8/2023

Name ROFY 60 /T D/I D0900 GCONTROL+ 840 LO

Luminaire Flux	9155 lm		Luminaire Power		67.7 W		Efficacy		135.144 lm/W		Efficiency		70.25%	
Source Flux	13032 lm		Maximum value		328.70 cd/klm		Position		C=0.00 G=0.00		CG		Double Symmetrical	
Luminance cd/m2														
Table 1/3														
	C 0.00	C 10.00	C 20.00	C 30.00	C 40.00	C 50.00	C 60.00	C 70.00	C 80.00	C 90.00	C 100.00	C 110.00	C 120.00	
G 0.0	5454	5454	5454	5454	5454	5454	5454	5454	5454	5454	5454	5454	5454	
G 5.0	5363	5363	5363	5363	5363	5363	5363	5365	5365	5363	5365	5365	5363	
G 10.0	5249	5248	5247	5247	5248	5250	5251	5250	5249	5251	5249	5250	5251	
G 15.0	5116	5114	5114	5114	5115	5116	5117	5117	5117	5117	5117	5117	5117	
G 20.0	4961	4961	4961	4961	4962	4963	4964	4965	4966	4966	4966	4965	4964	
G 25.0	4777	4777	4778	4780	4778	4777	4778	4781	4781	4778	4781	4781	4778	
G 30.0	4560	4566	4569	4567	4562	4563	4568	4570	4566	4560	4566	4570	4568	
G 35.0	4313	4316	4318	4317	4309	4310	4317	4317	4313	4310	4313	4317	4317	
G 40.0	4017	4014	4012	4013	4015	4014	4011	4014	4014	4009	4014	4014	4011	
G 45.0	3620	3629	3629	3622	3619	3618	3620	3625	3620	3604	3620	3625	3620	
G 50.0	2982	2945	2929	2948	2990	2979	2929	2925	2957	3000	2957	2925	2929	
G 55.0	2308	2213	2177	2224	2314	2283	2170	2178	2234	2276	2234	2178	2170	
G 60.0	1625	1703	1735	1702	1634	1650	1728	1727	1679	1625	1679	1727	1728	
G 65.0	1243	1405	1487	1434	1284	1308	1481	1499	1402	1270	1402	1499	1481	
G 70.0	1025	1118	1187	1174	1056	1039	1141	1176	1121	1015	1121	1176	1141	
G 75.0	790	862	916	905	803	794	893	930	874	759	874	930	893	
G 80.0	791	772	764	771	785	779	761	761	772	786	772	761	761	
G 85.0	537	508	492	498	525	522	491	491	505	517	505	491	491	
G 90.0	119	119	119	119	119	119	119	119	117	109	117	119	119	

**Luminaire**

Code 90592L900

Name ROFY 60 /T D/I D0900 GCONTROL+ 840 LO

**Measurement**

Code 4/8/2023

Name ROFY 60 /T D/I D0900 GCONTROL+ 840 LO

Luminaire Flux		9155 lm		Luminaire Power		67.7 W		Efficacy		135.144 lm/W		Efficiency		70.25%											
Source Flux		13032 lm		Maximum value		328.70 cd/klm		Position		C=0.00 G=0.00		CG		Double Symmetrical											
Luminance cd/m2														Table 2/3											
C 130.00		C 140.00		C 150.00		C 160.00		C 170.00		C 180.00		C 190.00		C 200.00		C 210.00		C 220.00		C 230.00		C 240.00		C 250.00	
G 0.0	5454	5454	5454	5454	5454	5454	5454	5454	5454	5454	5454	5454	5454	5454	5454	5454	5454	5454	5454	5454	5454	5454	5454	5454	5454
G 5.0	5363	5363	5363	5363	5363	5363	5363	5363	5363	5363	5363	5363	5363	5363	5363	5363	5363	5363	5363	5363	5363	5363	5363	5363	5363
G 10.0	5250	5248	5247	5247	5248	5249	5248	5247	5247	5248	5249	5248	5247	5248	5250	5251	5250	5250	5250	5250	5250	5250	5250	5250	5250
G 15.0	5116	5115	5114	5114	5114	5116	5114	5114	5114	5114	5114	5114	5115	5116	5117	5117	5117	5117	5117	5117	5117	5117	5117	5117	5117
G 20.0	4963	4962	4961	4961	4961	4961	4961	4961	4961	4961	4961	4961	4962	4963	4964	4965	4965	4965	4965	4965	4965	4965	4965	4965	4965
G 25.0	4777	4778	4780	4778	4777	4777	4777	4777	4778	4780	4778	4777	4778	4777	4778	4781	4781	4781	4781	4781	4781	4781	4781	4781	4781
G 30.0	4563	4562	4567	4569	4566	4560	4566	4569	4567	4562	4563	4568	4570	4570	4570	4570	4570	4570	4570	4570	4570	4570	4570	4570	4570
G 35.0	4310	4309	4317	4318	4316	4313	4316	4318	4317	4309	4310	4317	4317	4317	4317	4317	4317	4317	4317	4317	4317	4317	4317	4317	4317
G 40.0	4014	4015	4013	4012	4014	4017	4014	4012	4013	4015	4014	4011	4014	4011	4014	4014	4014	4014	4014	4014	4014	4014	4014	4014	4014
G 45.0	3618	3619	3622	3629	3629	3620	3629	3629	3629	3622	3619	3618	3620	3625	3625	3625	3625	3625	3625	3625	3625	3625	3625	3625	3625
G 50.0	2979	2990	2948	2929	2945	2982	2945	2929	2948	2990	2979	2929	2925	2925	2925	2925	2925	2925	2925	2925	2925	2925	2925	2925	2925
G 55.0	2283	2314	2224	2177	2213	2308	2213	2177	2224	2314	2283	2170	2178	2178	2178	2178	2178	2178	2178	2178	2178	2178	2178	2178	2178
G 60.0	1650	1634	1702	1735	1703	1625	1703	1735	1702	1634	1650	1728	1727	1727	1727	1727	1727	1727	1727	1727	1727	1727	1727	1727	1727
G 65.0	1308	1284	1434	1487	1405	1243	1405	1487	1434	1284	1308	1481	1499	1499	1499	1499	1499	1499	1499	1499	1499	1499	1499	1499	1499
G 70.0	1039	1056	1174	1187	1118	1025	1118	1187	1174	1056	1039	1141	1176	1176	1176	1176	1176	1176	1176	1176	1176	1176	1176	1176	1176
G 75.0	794	803	905	916	862	790	862	916	905	803	794	893	930	930	930	930	930	930	930	930	930	930	930	930	930
G 80.0	779	785	771	764	772	791	772	764	771	785	779	761	761	761	761	761	761	761	761	761	761	761	761	761	761
G 85.0	522	525	498	492	508	537	508	492	498	525	522	491	491	491	491	491	491	491	491	491	491	491	491	491	491
G 90.0	119	119	119	119	119	119	119	119	119	119	119	119	119	119	119	119	119	119	119	119	119	119	119	119	119

**Luminaire**

Code 90592L900

Name ROFY 60 /T D/I D0900 GCONTROL+ 840 LO

**Measurem.**

Code 4/8/2023

Name ROFY 60 /T D/I D0900 GCONTROL+ 840 LO

Luminaire Flux	9155 lm	Luminaire Power	67.7 W	Efficacy	135.144 lm/W	Efficiency	70.25%
Source Flux	13032 lm	Maximum value	328.70 cd/klm	Position	C=0.00 G=0.00	CG	Double Symmetrical

**Luminance cd/m2 Table 3/3**

	C 260.00	C 270.00	C 280.00	C 290.00	C 300.00	C 310.00	C 320.00	C 330.00	C 340.00	C 350.00
G 0.0	5454	5454	5454	5454	5454	5454	5454	5454	5454	5454
G 5.0	5365	5363	5365	5365	5363	5363	5363	5363	5363	5363
G 10.0	5249	5251	5249	5250	5251	5250	5248	5247	5247	5248
G 15.0	5117	5117	5117	5117	5117	5116	5115	5114	5114	5114
G 20.0	4966	4966	4966	4965	4964	4963	4962	4961	4961	4961
G 25.0	4781	4778	4781	4781	4778	4777	4778	4780	4778	4777
G 30.0	4566	4560	4566	4570	4568	4563	4562	4567	4569	4566
G 35.0	4313	4310	4313	4317	4317	4310	4309	4317	4318	4316
G 40.0	4014	4009	4014	4014	4011	4014	4015	4013	4012	4014
G 45.0	3620	3604	3620	3625	3620	3618	3619	3622	3629	3629
G 50.0	2957	3000	2957	2925	2929	2979	2990	2948	2929	2945
G 55.0	2234	2276	2234	2178	2170	2283	2314	2224	2177	2213
G 60.0	1679	1625	1679	1727	1728	1650	1634	1702	1735	1703
G 65.0	1402	1270	1402	1499	1481	1308	1284	1434	1487	1405
G 70.0	1121	1015	1121	1176	1141	1039	1056	1174	1187	1118
G 75.0	874	759	874	930	893	794	803	905	916	862
G 80.0	772	786	772	761	761	779	785	771	764	772
G 85.0	505	517	505	491	491	522	525	498	492	508
G 90.0	117	109	117	119	119	119	119	119	119	119