

**Luminaire**

Code 90594L400

Name ROFY 60 /T D/I D0400 LIGHT+ 840 LO

**Measurem.**

Code 4/8/2023

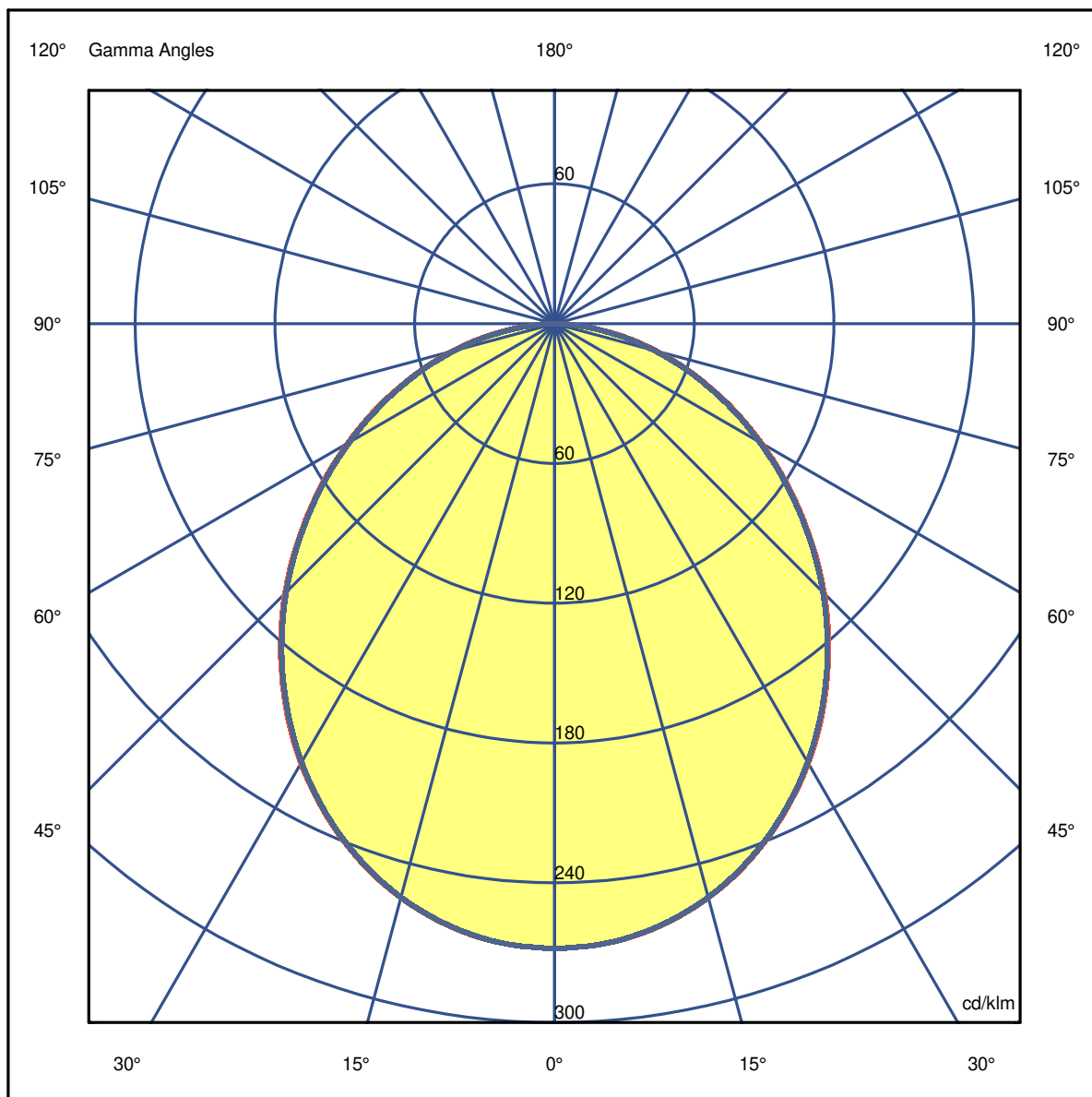
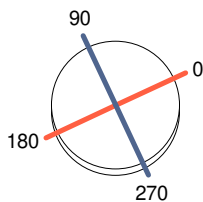
Name ROFY 60 /T D/I D0400 LIGHT+ 840 LO

Luminaire Flux	2791 lm	Luminaire Power	22.1 W	Efficacy	126.213 lm/W	Efficiency	70.79%
Source Flux	3942 lm	Maximum value	268.10 cd/klm	Position	C=0.00 G=0.00	CG	Double Symmetrical

Diam=518mm

C Halfplanes

180.0 ——— 0.0  
270.0 ——— 90.0



**Luminaire**

Code 90594L400  
Name ROFY 60 /T D/I D0400 LIGHT+ 840 LO

**Measurem.**

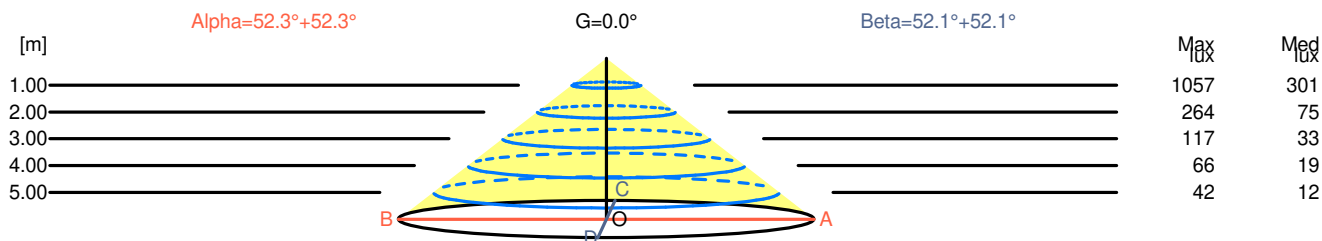
Code 4/8/2023  
Name ROFY 60 /T D/I D0400 LIGHT+ 840 LO

Luminaire Flux	2791 lm	Luminaire Power	22.1 W	Efficacy	126.213 lm/W	Efficiency	70.79%
Source Flux	3942 lm	Maximum value	268.10 cd/klm	Position	C=0.00 G=0.00	CG	Double Symmetrical

Width at 50.00 % of Max Intensity

H[m]	1.00	2.00	3.00	4.00	5.00	H[m]	1.00	2.00	3.00	4.00	5.00
OA	1.29	2.58	3.87	5.17	6.46	OC	1.28	2.57	3.85	5.14	6.42
OB	1.29	2.58	3.87	5.17	6.46	OD	1.28	2.57	3.85	5.14	6.42

	0	5	15	25	35	45	55	65	75	85
OA	1056.85	1051.33	1005.21	916.12	792.74	645.31	484.08	325.61	177.39	44.15
OB	1056.85	1051.33	1005.21	916.12	792.74	645.31	484.08	325.61	177.39	44.15
OC	1056.85	1051.33	1004.82	914.54	790.37	642.55	481.32	322.85	174.24	42.97
OD	1056.85	1051.33	1004.82	914.54	790.37	642.55	481.32	322.85	174.24	42.97



H[m]	D[m]	Max lux	Med lux	Alpha=52.3°+52.3°	G=0.0	
1.00	2.58	1057	301			
2.00	5.17	264	75			
3.00	7.75	117	33			
4.00	10.33	66	19			
5.00	12.92	42	12			

H[m]	D[m]	Max lux	Med lux	Beta=52.1°+52.1°	G=0.0	
1.00	2.57	1057	301			
2.00	5.14	264	75			
3.00	7.70	117	33			
4.00	10.27	66	19			
5.00	12.84	42	12			

**Luminaire**

Code 90594L400  
Name ROFY 60 /T D/I D0400 LIGHT+ 840 LO

**Measurem.**

Code 4/8/2023  
Name ROFY 60 /T D/I D0400 LIGHT+ 840 LO

Luminaire Flux	2791 lm	Luminaire Power	22.1 W	Efficacy	126.213 lm/W	Efficiency	70.79%
Source Flux	3942 lm	Maximum value	268.10 cd/klm	Position	C=0.00 G=0.00	CG	Double Symmetrical

**UGR**  
S = 0.250

Reflectancies										
Ceiling/Cavity	0.7	0.7	0.5	0.5	0.3	0.7	0.7	0.5	0.5	0.3
Walls	0.5	0.3	0.5	0.3	0.3	0.5	0.3	0.5	0.3	0.3
Working Plane	0.2	0.2	0.2	0.2	0.2	0.2	0.2	0.2	0.2	0.2
Room Dimensions	Lateral View					Viewed Endwise				
x=2H y=2H	16.2	17.5	16.5	17.8	18.0	16.2	17.5	16.5	17.7	18.0
x=2H y=3H	17.5	18.6	17.8	18.9	19.2	17.4	18.6	17.7	18.9	19.1
x=2H y=4H	17.9	19.0	18.3	19.3	19.6	17.9	19.0	18.2	19.3	19.5
x=2H y=6H	18.2	19.2	18.6	19.5	19.8	18.1	19.2	18.5	19.5	19.8
x=2H y=8H	18.3	19.3	18.6	19.6	19.9	18.2	19.2	18.6	19.5	19.8
x=2H y=12H	18.3	19.2	18.7	19.6	19.9	18.2	19.2	18.6	19.5	19.8
x=4H y=2H	16.8	17.9	17.1	18.2	18.5	16.8	17.9	17.1	18.2	18.4
x=4H y=3H	18.2	19.2	18.6	19.5	19.8	18.2	19.1	18.5	19.5	19.8
x=4H y=4H	18.8	19.6	19.2	19.9	20.3	18.7	19.6	19.1	19.9	20.3
x=4H y=6H	19.2	19.9	19.6	20.3	20.7	19.1	19.8	19.5	20.2	20.6
x=4H y=8H	19.3	19.9	19.7	20.3	20.7	19.2	19.9	19.6	20.3	20.7
x=4H y=12H	19.3	19.9	19.7	20.3	20.7	19.2	19.8	19.7	20.3	20.7
x=8H y=4H	19.0	19.7	19.4	20.1	20.5	19.0	19.6	19.4	20.0	20.4
x=8H y=6H	19.5	20.0	19.9	20.4	20.9	19.4	20.0	19.9	20.4	20.8
x=8H y=8H	19.6	20.1	20.1	20.6	21.0	19.6	20.0	20.0	20.5	21.0
x=8H y=12H	19.7	20.1	20.2	20.6	21.1	19.6	20.0	20.1	20.5	21.0
x=12H y=4H	19.0	19.6	19.4	20.0	20.4	18.9	19.6	19.4	20.0	20.4
x=12H y=6H	19.5	20.0	20.0	20.4	20.9	19.4	19.9	19.9	20.4	20.8
x=12H y=8H	19.7	20.1	20.2	20.5	21.1	19.6	20.0	20.1	20.5	21.0

**Luminaire**

Code 90594L400

Name ROFY 60 /T D/I D0400 LIGHT+ 840 LO

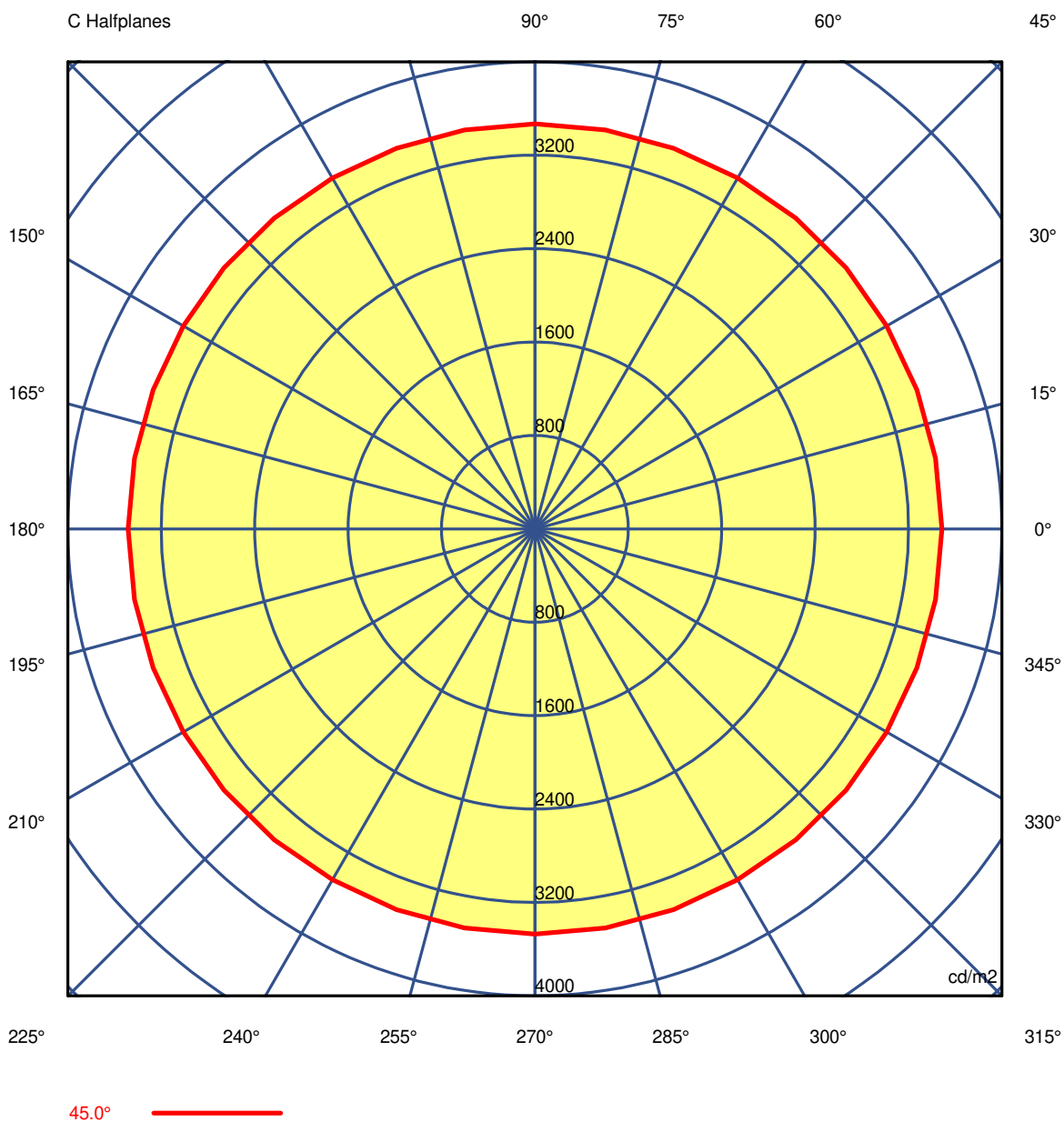
**Measurem.**

Code 4/8/2023

Name ROFY 60 /T D/I D0400 LIGHT+ 840 LO

Luminaire Flux	2791 lm	Luminaire Power	22.1 W	Efficacy	126.213 lm/W	Efficiency	70.79%
Source Flux	3942 lm	Maximum value	268.10 cd/klm	Position	C=0.00 G=0.00	CG Double Symmetrical	

Luminance



**Luminaire**

Code 90594L400

Name ROFY 60 /T D/I D0400 LIGHT+ 840 LO

**Measurement**

Code 4/8/2023

Name ROFY 60 /T D/I D0400 LIGHT+ 840 LO

Luminaire Flux	2791 lm		Luminaire Power		22.1 W		Efficacy		126.213 lm/W		Efficiency		70.79%	
Source Flux	3942 lm		Maximum value		268.10 cd/klm		Position		C=0.00 G=0.00		CG		Double Symmetrical	
Luminance cd/m2														
Table 1/3														
	C 0.00	C 10.00	C 20.00	C 30.00	C 40.00	C 50.00	C 60.00	C 70.00	C 80.00	C 90.00	C 100.00	C 110.00	C 120.00	
G 0.0	5382	5382	5382	5382	5382	5382	5382	5382	5382	5382	5382	5382	5382	
G 5.0	5222	5222	5222	5222	5222	5222	5222	5222	5222	5222	5222	5222	5222	
G 10.0	5050	5049	5048	5048	5048	5048	5048	5048	5048	5048	5048	5048	5048	
G 15.0	4865	4864	4863	4863	4863	4863	4861	4861	4862	4863	4862	4861	4861	
G 20.0	4668	4668	4667	4666	4666	4665	4664	4664	4663	4662	4663	4664	4664	
G 25.0	4455	4453	4453	4453	4451	4449	4449	4449	4449	4447	4449	4449	4449	
G 30.0	4234	4232	4231	4230	4229	4227	4226	4224	4224	4224	4224	4224	4226	
G 35.0	3995	3995	3994	3991	3990	3988	3986	3986	3985	3984	3985	3986	3986	
G 40.0	3745	3745	3744	3741	3741	3739	3735	3735	3734	3733	3734	3735	3735	
G 45.0	3485	3482	3480	3479	3479	3476	3470	3470	3470	3470	3470	3470	3470	
G 50.0	3203	3201	3200	3198	3195	3192	3189	3189	3189	3187	3189	3189	3189	
G 55.0	2911	2907	2907	2907	2902	2899	2899	2898	2896	2895	2896	2898	2899	
G 60.0	2608	2607	2604	2601	2597	2595	2593	2592	2590	2588	2590	2592	2593	
G 65.0	2287	2287	2286	2282	2278	2274	2271	2269	2268	2268	2268	2269	2271	
G 70.0	1942	1940	1937	1933	1928	1927	1927	1920	1917	1920	1917	1920	1927	
G 75.0	1555	1553	1550	1548	1547	1540	1531	1531	1530	1527	1530	1531	1531	
G 80.0	1095	1100	1096	1087	1087	1086	1079	1076	1074	1071	1074	1076	1079	
G 85.0	536	540	541	541	538	533	526	526	526	522	526	526	526	
G 90.0	84	84	84	84	84	84	84	84	84	84	84	84	84	

**Luminaire**

Code 90594L400

Name ROFY 60 /T D/I D0400 LIGHT+ 840 LO

**Measurement**

Code 4/8/2023

Name ROFY 60 /T D/I D0400 LIGHT+ 840 LO

Luminaire Flux	2791 lm		Luminaire Power		22.1 W		Efficacy		126.213 lm/W		Efficiency		70.79%	
Source Flux	3942 lm		Maximum value		268.10 cd/klm		Position		C=0.00 G=0.00		CG		Double Symmetrical	
Luminance cd/m2														
Table 2/3														
	C 130.00	C 140.00	C 150.00	C 160.00	C 170.00	C 180.00	C 190.00	C 200.00	C 210.00	C 220.00	C 230.00	C 240.00	C 250.00	
G 0.0	5382	5382	5382	5382	5382	5382	5382	5382	5382	5382	5382	5382	5382	
G 5.0	5222	5222	5222	5222	5222	5222	5222	5222	5222	5222	5222	5222	5222	
G 10.0	5048	5048	5048	5048	5049	5050	5049	5048	5048	5048	5048	5048	5048	
G 15.0	4863	4863	4863	4863	4864	4865	4864	4863	4863	4863	4863	4861	4861	
G 20.0	4665	4666	4666	4667	4668	4668	4668	4667	4666	4666	4665	4664	4664	
G 25.0	4449	4451	4453	4453	4453	4455	4453	4453	4453	4451	4449	4449	4449	
G 30.0	4227	4229	4230	4231	4232	4234	4232	4231	4230	4229	4227	4226	4224	
G 35.0	3988	3990	3991	3994	3995	3995	3995	3994	3991	3990	3988	3986	3986	
G 40.0	3739	3741	3741	3744	3745	3745	3745	3744	3741	3739	3739	3735	3735	
G 45.0	3476	3479	3479	3480	3482	3485	3482	3480	3479	3479	3476	3470	3470	
G 50.0	3192	3195	3198	3200	3201	3203	3201	3200	3198	3195	3192	3189	3189	
G 55.0	2899	2902	2907	2907	2907	2911	2907	2907	2907	2902	2899	2899	2898	
G 60.0	2595	2597	2601	2604	2607	2608	2607	2604	2601	2597	2595	2593	2592	
G 65.0	2274	2278	2282	2286	2287	2287	2287	2286	2282	2278	2274	2271	2269	
G 70.0	1927	1928	1933	1937	1940	1942	1940	1937	1933	1928	1927	1927	1920	
G 75.0	1540	1547	1548	1550	1553	1555	1553	1550	1548	1547	1540	1531	1531	
G 80.0	1086	1087	1087	1096	1100	1095	1100	1096	1087	1087	1086	1079	1076	
G 85.0	533	538	541	541	540	536	540	541	541	538	533	526	526	
G 90.0	84	84	84	84	84	84	84	84	84	84	84	84	84	

**Luminaire**

Code 90594L400

Name ROFY 60 /T D/I D0400 LIGHT+ 840 LO

**Measurem.**

Code 4/8/2023

Name ROFY 60 /T D/I D0400 LIGHT+ 840 LO

Luminaire Flux	2791 lm	Luminaire Power	22.1 W	Efficacy	126.213 lm/W	Efficiency	70.79%
Source Flux	3942 lm	Maximum value	268.10 cd/klm	Position	C=0.00 G=0.00	CG	Double Symmetrical

**Luminance cd/m2 Table 3/3**

	C 260.00	C 270.00	C 280.00	C 290.00	C 300.00	C 310.00	C 320.00	C 330.00	C 340.00	C 350.00
G 0.0	5382	5382	5382	5382	5382	5382	5382	5382	5382	5382
G 5.0	5222	5222	5222	5222	5222	5222	5222	5222	5222	5222
G 10.0	5048	5048	5048	5048	5048	5048	5048	5048	5048	5049
G 15.0	4862	4863	4862	4861	4861	4863	4863	4863	4863	4864
G 20.0	4663	4662	4663	4664	4664	4665	4666	4666	4667	4668
G 25.0	4449	4447	4449	4449	4449	4449	4451	4453	4453	4453
G 30.0	4224	4224	4224	4224	4226	4227	4229	4230	4231	4232
G 35.0	3985	3984	3985	3986	3986	3988	3990	3991	3994	3995
G 40.0	3734	3733	3734	3735	3735	3739	3741	3741	3744	3745
G 45.0	3470	3470	3470	3470	3470	3476	3479	3479	3480	3482
G 50.0	3189	3187	3189	3189	3189	3192	3195	3198	3200	3201
G 55.0	2896	2895	2896	2898	2899	2899	2902	2907	2907	2907
G 60.0	2590	2588	2590	2592	2593	2595	2597	2601	2604	2607
G 65.0	2268	2268	2268	2269	2271	2274	2278	2282	2286	2287
G 70.0	1917	1920	1917	1920	1927	1927	1928	1933	1937	1940
G 75.0	1530	1527	1530	1531	1531	1540	1547	1548	1550	1553
G 80.0	1074	1071	1074	1076	1079	1086	1087	1087	1096	1100
G 85.0	526	522	526	526	526	533	538	541	541	540
G 90.0	84	84	84	84	84	84	84	84	84	84