

**Luminaire**

Code 90619L115

Name ROFY 85 D1150 LIGHT+ 830 HO

**Measurem.**

Code 4/8/2023

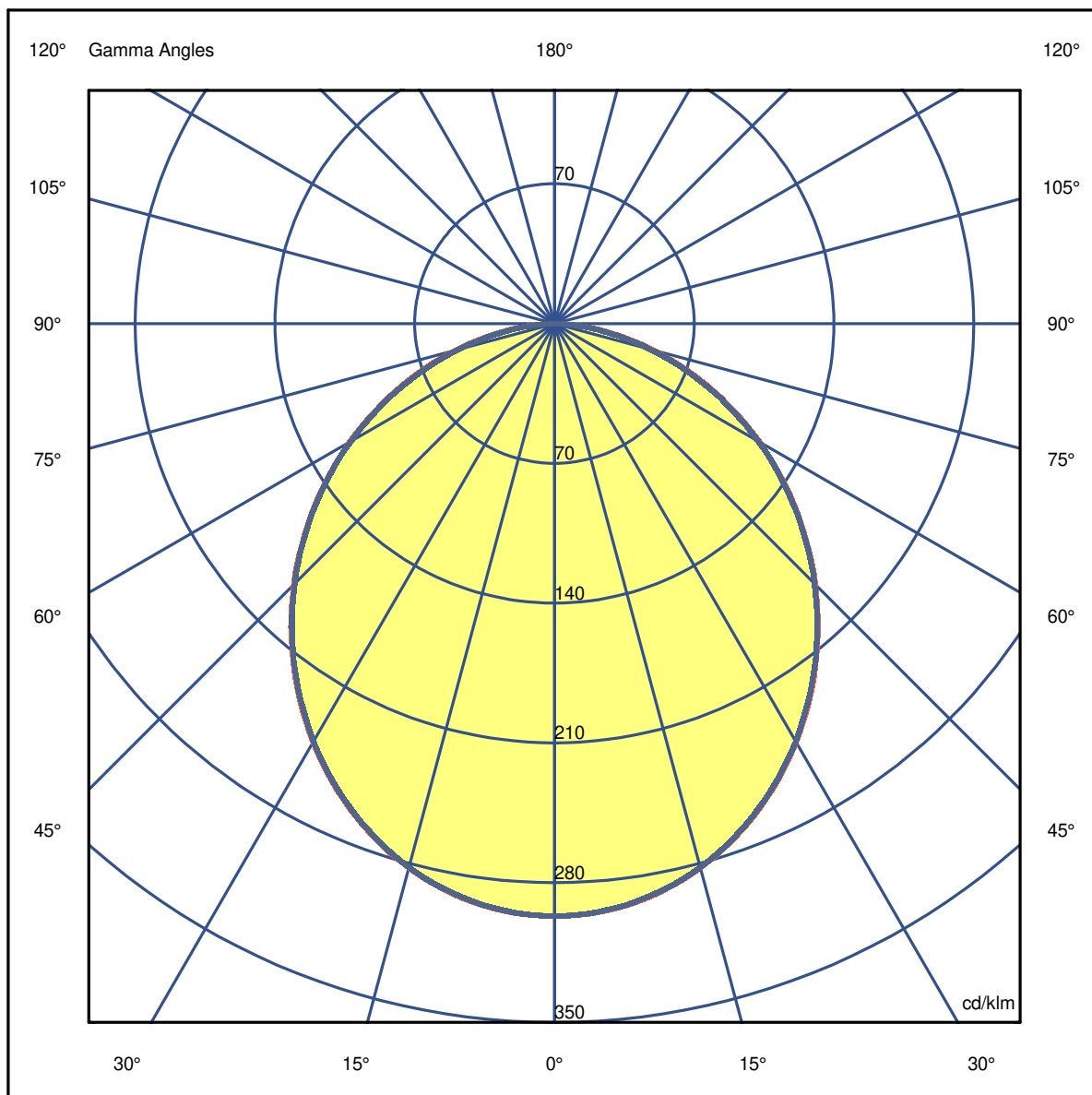
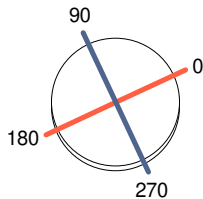
Name ROFY 85 D1150 LIGHT+ 830 HO

Luminaire Flux	15230 lm	Luminaire Power	106.6 W	Efficacy	142.856 lm/W	Efficiency	79.57%
Source Flux	19140 lm	Maximum value	296.80 cd/klm	Position	C=0.00 G=0.00	CG	Double Symmetrical

Diam=1150mm

C Halfplanes

180.0 — 0.0  
270.0 — 90.0



**Luminaire**

Code 90619L115  
Name ROFY 85 D1150 LIGHT+ 830 HO

**Measurem.**

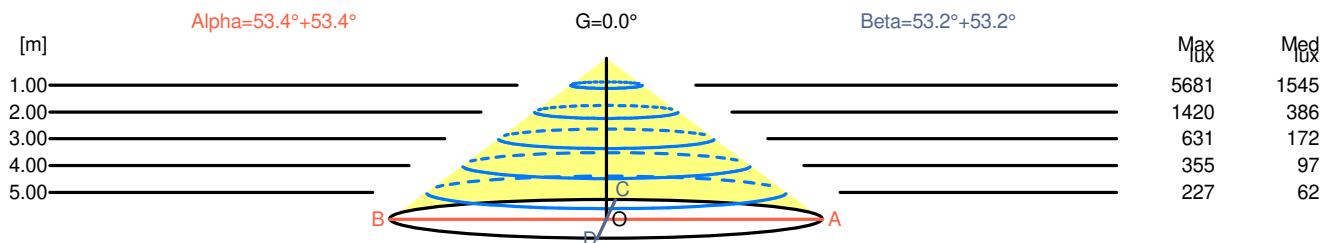
Code 4/8/2023  
Name ROFY 85 D1150 LIGHT+ 830 HO

Luminaire Flux	15230 lm	Luminaire Power	106.6 W	Efficacy	142.856 lm/W	Efficiency	79.57%
Source Flux	19140 lm	Maximum value	296.80 cd/klm	Position	C=0.00 G=0.00	CG	Double Symmetrical

Width at 50.00 % of Max Intensity

H[m]	1.00	2.00	3.00	4.00	5.00	H[m]	1.00	2.00	3.00	4.00	5.00
OA	1.34	2.69	4.03	5.38	6.72	OC	1.34	2.67	4.01	5.35	6.68
OB	1.34	2.69	4.03	5.38	6.72	OD	1.34	2.67	4.01	5.35	6.68

	0	5	15	25	35	45	55	65	75	85
OA	5680.75	5648.21	5397.48	4932.38	4291.19	3535.16	2698.74	1827.87	972.31	239.25
OB	5680.75	5648.21	5397.48	4932.38	4291.19	3535.16	2698.74	1827.87	972.31	239.25
OC	5680.75	5642.47	5393.65	4920.89	4283.53	3523.67	2687.26	1812.56	947.43	220.11
OD	5680.75	5642.47	5393.65	4920.89	4283.53	3523.67	2687.26	1812.56	947.43	220.11



H[m]	D[m]	Max lux	Med lux	Alpha=53.4°+53.4°	G=0.0
1.00	2.69	5681	1545		
2.00	5.38	1420	386		
3.00	8.07	631	172		
4.00	10.76	355	97		
5.00	13.44	227	62		

H[m]	D[m]	Max lux	Med lux	Beta=53.2°+53.2°	G=0.0
1.00	2.67	5681	1545		
2.00	5.35	1420	386		
3.00	8.02	631	172		
4.00	10.69	355	97		
5.00	13.36	227	62		

**Luminaire**

Code 90619L115

Name ROFY 85 D1150 LIGHT+ 830 HO

**Measurement**

Code 4/8/2023

Name ROFY 85 D1150 LIGHT+ 830 HO

Luminaire Flux	15230 lm	Luminaire Power	106.6 W	Efficacy	142.856 lm/W	Efficiency	79.57%
Source Flux	19140 lm	Maximum value	296.80 cd/klm	Position	C=0.00 G=0.00	CG	Double Symmetrical

**UGR**  
S = 0.250

Reflectancies										
Ceiling/Cavity	0.7	0.7	0.5	0.5	0.3	0.7	0.7	0.5	0.5	0.3
Walls	0.5	0.3	0.5	0.3	0.3	0.5	0.3	0.5	0.3	0.3
Working Plane	0.2	0.2	0.2	0.2	0.2	0.2	0.2	0.2	0.2	0.2
Room Dimensions	Lateral View					Viewed Endwise				
x=2H y=2H	17.5	18.8	17.8	19.1	19.3	17.5	18.8	17.8	19.0	19.3
x=2H y=3H	18.9	20.1	19.2	20.4	20.6	18.9	20.1	19.2	20.3	20.6
x=2H y=4H	19.4	20.5	19.8	20.8	21.1	19.4	20.5	19.7	20.8	21.1
x=2H y=6H	19.8	20.8	20.2	21.1	21.4	19.7	20.7	20.1	21.0	21.3
x=2H y=8H	19.9	20.9	20.2	21.2	21.5	19.8	20.8	20.2	21.1	21.4
x=2H y=12H	19.9	20.9	20.3	21.2	21.5	19.8	20.8	20.2	21.1	21.4
x=4H y=2H	18.1	19.2	18.5	19.5	19.8	18.1	19.2	18.5	19.5	19.8
x=4H y=3H	19.7	20.7	20.1	21.0	21.3	19.7	20.6	20.1	21.0	21.3
x=4H y=4H	20.4	21.2	20.8	21.6	21.9	20.3	21.2	20.7	21.5	21.9
x=4H y=6H	20.8	21.6	21.3	21.9	22.3	20.8	21.5	21.2	21.9	22.3
x=4H y=8H	21.0	21.6	21.4	22.0	22.5	20.9	21.5	21.3	21.9	22.4
x=4H y=12H	21.0	21.7	21.5	22.1	22.5	20.9	21.5	21.4	22.0	22.4
x=8H y=4H	20.6	21.3	21.0	21.7	22.1	20.6	21.2	21.0	21.6	22.1
x=8H y=6H	21.2	21.7	21.7	22.2	22.6	21.1	21.7	21.6	22.1	22.5
x=8H y=8H	21.4	21.9	21.9	22.3	22.8	21.3	21.8	21.8	22.2	22.7
x=8H y=12H	21.5	21.9	22.0	22.4	22.9	21.4	21.8	21.9	22.3	22.8
x=12H y=4H	20.6	21.2	21.1	21.6	22.1	20.6	21.2	21.0	21.6	22.0
x=12H y=6H	21.2	21.7	21.7	22.1	22.6	21.1	21.6	21.6	22.1	22.6
x=12H y=8H	21.5	21.9	21.9	22.3	22.8	21.4	21.8	21.9	22.2	22.7

**Luminaire**

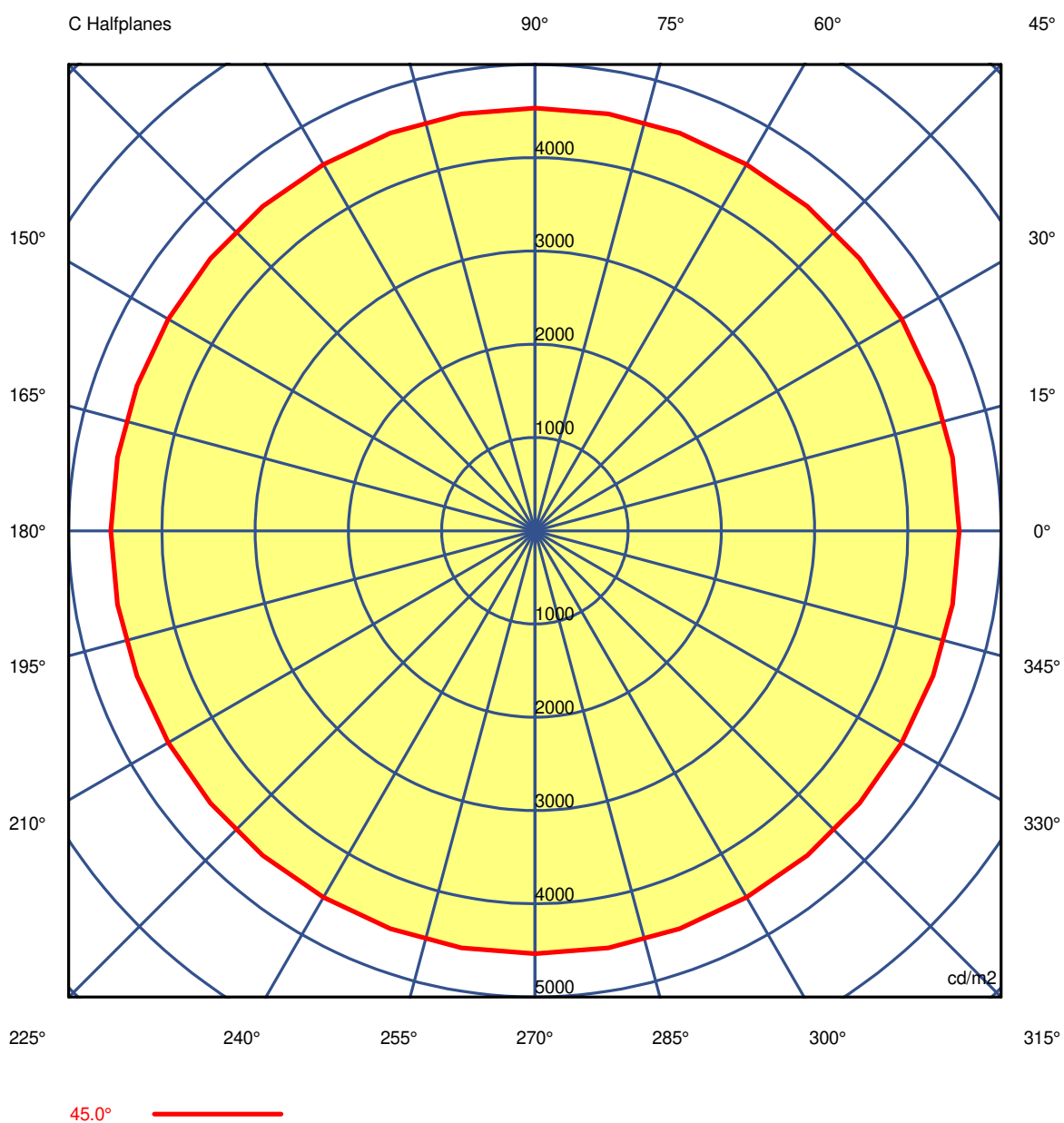
Code 90619L115  
Name ROFY 85 D1150 LIGHT+ 830 HO

**Measurem.**

Code 4/8/2023  
Name ROFY 85 D1150 LIGHT+ 830 HO

Luminaire Flux	15230 lm	Luminaire Power	106.6 W	Efficacy	142.856 lm/W	Efficiency	79.57%
Source Flux	19140 lm	Maximum value	296.80 cd/klm	Position	C=0.00 G=0.00	CG Double Symmetrical	

Luminance



**Luminaire**

Code 90619L115

Name ROFY 85 D1150 LIGHT+ 830 HO

**Measurement**

Code 4/8/2023

Name ROFY 85 D1150 LIGHT+ 830 HO

Luminaire Flux	15230 lm	Luminaire Power		106.6 W		Efficacy		142.856 lm/W		Efficiency		79.57%	
Source Flux	19140 lm	Maximum value		296.80 cd/klm		Position		C=0.00 G=0.00		CG		Double Symmetrical	
Luminance cd/m2 Table 1/3													
	C 0.00	C 10.00	C 20.00	C 30.00	C 40.00	C 50.00	C 60.00	C 70.00	C 80.00	C 90.00	C 100.00	C 110.00	C 120.00
G 0.0	5664	5664	5664	5664	5664	5664	5664	5664	5664	5664	5664	5664	5664
G 5.0	5607	5607	5607	5607	5608	5608	5607	5608	5607	5601	5607	5608	5607
G 10.0	5531	5533	5531	5529	5529	5531	5532	5532	5528	5523	5528	5532	5532
G 15.0	5432	5435	5437	5436	5435	5435	5436	5436	5433	5429	5433	5436	5436
G 20.0	5323	5325	5323	5321	5321	5321	5321	5321	5319	5313	5319	5321	5321
G 25.0	5195	5193	5193	5193	5193	5192	5191	5190	5187	5183	5187	5190	5191
G 30.0	5052	5052	5051	5049	5051	5050	5047	5049	5049	5045	5049	5049	5047
G 35.0	4895	4895	4895	4893	4893	4892	4891	4891	4890	4887	4890	4891	4891
G 40.0	4727	4727	4726	4723	4724	4725	4723	4723	4721	4716	4721	4723	4723
G 45.0	4549	4548	4545	4542	4544	4542	4537	4540	4541	4535	4541	4540	4537
G 50.0	4349	4347	4348	4349	4346	4342	4341	4340	4337	4333	4337	4340	4341
G 55.0	4127	4127	4126	4121	4118	4119	4121	4118	4113	4110	4113	4118	4121
G 60.0	3883	3878	3875	3873	3869	3865	3863	3859	3855	3853	3855	3859	3863
G 65.0	3578	3575	3573	3570	3568	3564	3559	3557	3553	3548	3553	3557	3559
G 70.0	3225	3215	3210	3207	3196	3185	3181	3178	3174	3167	3174	3178	3181
G 75.0	2760	2756	2752	2743	2725	2709	2700	2696	2693	2689	2693	2696	2700
G 80.0	2165	2162	2152	2137	2124	2103	2080	2074	2069	2058	2069	2074	2080
G 85.0	1307	1318	1310	1286	1265	1243	1223	1215	1210	1202	1210	1215	1223
G 90.0	239	224	219	219	219	219	219	219	219	219	219	219	219

**Luminaire**

Code 90619L115

Name ROFY 85 D1150 LIGHT+ 830 HO

**Measurement**

Code 4/8/2023

Name ROFY 85 D1150 LIGHT+ 830 HO

Luminaire Flux	15230 lm		Luminaire Power		106.6 W		Efficacy		142.856 lm/W		Efficiency		79.57%	
Source Flux	19140 lm		Maximum value		296.80 cd/klm		Position		C=0.00 G=0.00		CG		Double Symmetrical	
Luminance cd/m2														
Table 2/3														
	C 130.00	C 140.00	C 150.00	C 160.00	C 170.00	C 180.00	C 190.00	C 200.00	C 210.00	C 220.00	C 230.00	C 240.00	C 250.00	
G 0.0	5664	5664	5664	5664	5664	5664	5664	5664	5664	5664	5664	5664	5664	
G 5.0	5608	5608	5607	5607	5607	5607	5607	5607	5607	5608	5608	5607	5608	
G 10.0	5531	5529	5529	5531	5533	5531	5533	5531	5529	5529	5531	5532	5532	
G 15.0	5435	5435	5436	5437	5435	5432	5435	5437	5436	5435	5435	5436	5436	
G 20.0	5321	5321	5321	5323	5325	5323	5325	5323	5321	5321	5321	5321	5321	
G 25.0	5192	5193	5193	5193	5193	5195	5193	5193	5193	5193	5192	5191	5190	
G 30.0	5050	5051	5049	5051	5052	5052	5052	5051	5049	5051	5050	5047	5049	
G 35.0	4892	4893	4893	4895	4895	4895	4895	4895	4893	4893	4892	4891	4891	
G 40.0	4725	4724	4723	4726	4727	4727	4727	4726	4723	4724	4725	4723	4723	
G 45.0	4542	4544	4542	4545	4548	4549	4548	4545	4542	4544	4542	4537	4540	
G 50.0	4342	4346	4349	4348	4347	4349	4347	4348	4349	4346	4342	4341	4340	
G 55.0	4119	4118	4121	4126	4127	4127	4127	4126	4121	4118	4119	4121	4118	
G 60.0	3865	3869	3873	3875	3878	3883	3878	3875	3873	3869	3865	3863	3859	
G 65.0	3564	3568	3570	3573	3575	3578	3575	3573	3570	3568	3564	3559	3557	
G 70.0	3185	3196	3207	3210	3215	3225	3215	3210	3207	3196	3185	3181	3178	
G 75.0	2709	2725	2743	2752	2756	2760	2756	2752	2743	2725	2709	2700	2696	
G 80.0	2103	2124	2137	2152	2162	2165	2162	2152	2137	2124	2103	2080	2074	
G 85.0	1243	1265	1286	1310	1318	1307	1318	1310	1286	1265	1243	1223	1215	
G 90.0	219	219	219	219	224	239	224	219	219	219	219	219	219	

**Luminaire**

Code 90619L115

Name ROFY 85 D1150 LIGHT+ 830 HO

**Measurem.**

Code 4/8/2023

Name ROFY 85 D1150 LIGHT+ 830 HO

Luminaire Flux	15230 lm	Luminaire Power	106.6 W	Efficacy	142.856 lm/W	Efficiency	79.57%
Source Flux	19140 lm	Maximum value	296.80 cd/klm	Position	C=0.00 G=0.00	CG	Double Symmetrical

**Luminance cd/m2 Table 3/3**

	C 260.00	C 270.00	C 280.00	C 290.00	C 300.00	C 310.00	C 320.00	C 330.00	C 340.00	C 350.00
G 0.0	5664	5664	5664	5664	5664	5664	5664	5664	5664	5664
G 5.0	5607	5601	5607	5608	5607	5608	5608	5607	5607	5607
G 10.0	5528	5523	5528	5532	5532	5531	5529	5529	5531	5533
G 15.0	5433	5429	5433	5436	5436	5435	5435	5436	5437	5435
G 20.0	5319	5313	5319	5321	5321	5321	5321	5321	5323	5325
G 25.0	5187	5183	5187	5190	5191	5192	5193	5193	5193	5193
G 30.0	5049	5045	5049	5049	5047	5050	5051	5049	5051	5052
G 35.0	4890	4887	4890	4891	4891	4892	4893	4893	4895	4895
G 40.0	4721	4716	4721	4723	4723	4725	4724	4723	4726	4727
G 45.0	4541	4535	4541	4540	4537	4542	4544	4542	4545	4548
G 50.0	4337	4333	4337	4340	4341	4342	4346	4349	4348	4347
G 55.0	4113	4110	4113	4118	4121	4119	4118	4121	4126	4127
G 60.0	3855	3853	3855	3859	3863	3865	3869	3873	3875	3878
G 65.0	3553	3548	3553	3557	3559	3564	3568	3570	3573	3575
G 70.0	3174	3167	3174	3178	3181	3185	3196	3207	3210	3215
G 75.0	2693	2689	2693	2696	2700	2709	2725	2743	2752	2756
G 80.0	2069	2058	2069	2074	2080	2103	2124	2137	2152	2162
G 85.0	1210	1202	1210	1215	1223	1243	1265	1286	1310	1318
G 90.0	219	219	219	219	219	219	219	219	219	224