

Luminaire

Code 90624L600

Name ROFY 85 D/I D0600 GCONTROL+ K3 840 HO

Measurem.

Code 26/7/2023

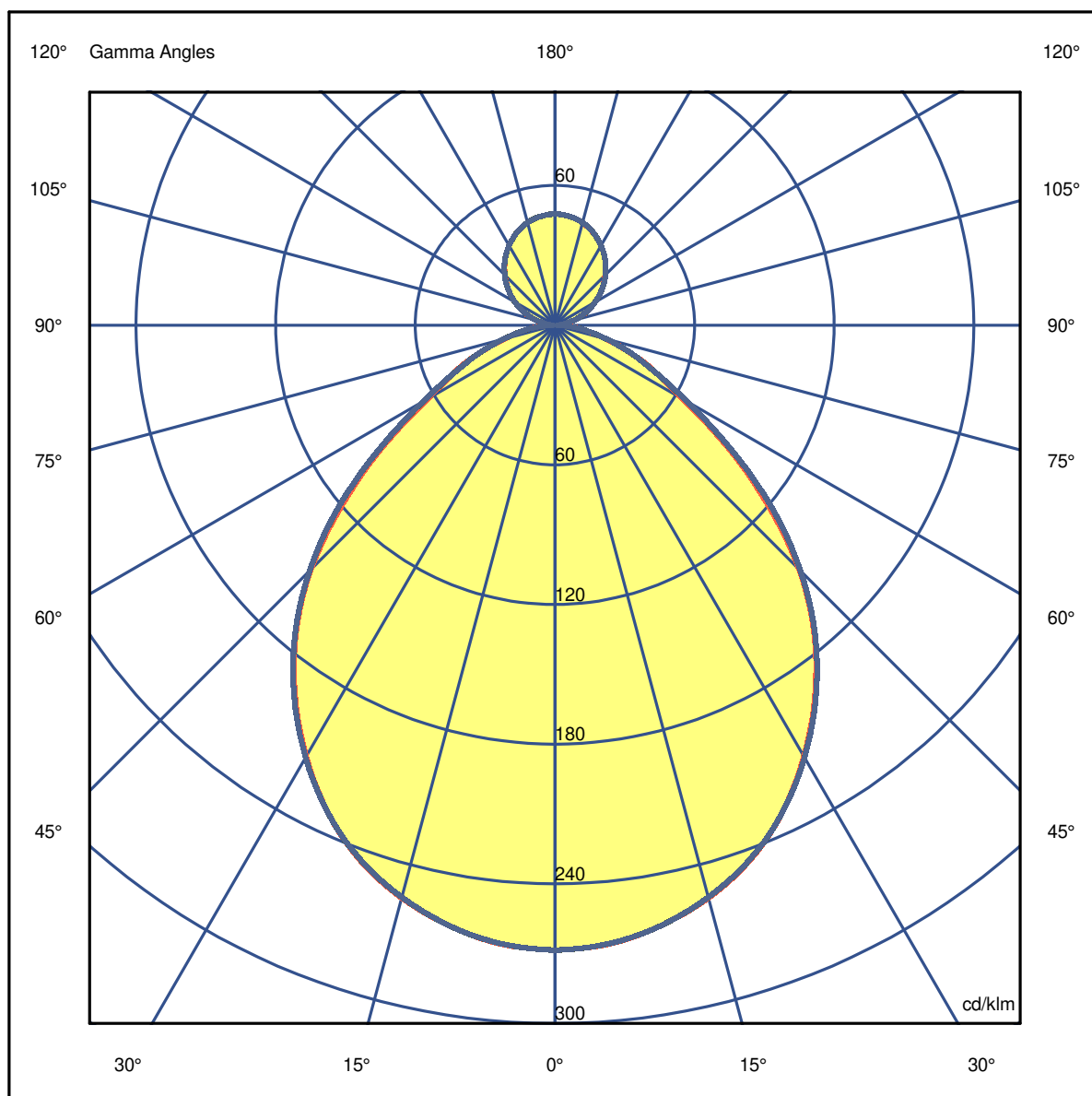
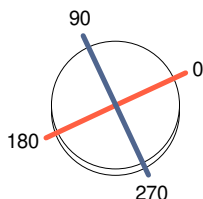
Name ROFY 85 D/I D0600 GCONTROL+ K3 840 HO

Luminaire Flux	7457 lm	Luminaire Power	56.3 W	Efficacy	132.476 lm/W	Efficiency	71.65%
Source Flux	10408 lm	Maximum value	268.40 cd/klm	Position	C=0.00 G=0.00	CG	Double Symmetrical

Diam=600mm

C Halfplanes

180.0 ——— 0.0
270.0 ——— 90.0



Luminaire

Code 90624L600
Name ROFY 85 D/I D0600 GCONTROL+ K3 840 HO

Measurem.

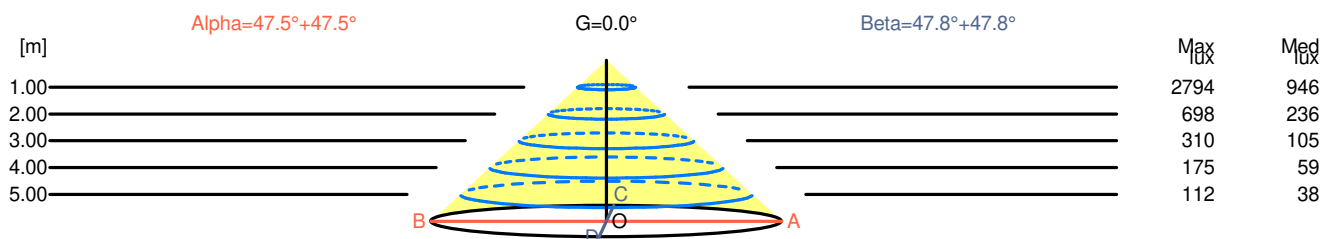
Code 26/7/2023
Name ROFY 85 D/I D0600 GCONTROL+ K3 840 HO

Luminaire Flux	7457 lm	Luminaire Power	56.3 W	Efficacy	132.476 lm/W	Efficiency	71.65%
Source Flux	10408 lm	Maximum value	268.40 cd/klm	Position	C=0.00 G=0.00	CG	Double Symmetrical

Width at 50.00 % of Max Intensity

H[m]	1.00	2.00	3.00	4.00	5.00	H[m]	1.00	2.00	3.00	4.00	5.00
OA	1.09	2.18	3.27	4.36	5.45	OC	1.10	2.20	3.30	4.40	5.51
OB	1.09	2.18	3.27	4.36	5.45	OD	1.10	2.20	3.30	4.40	5.51

	0	5	15	25	35	45	55	65	75	85
OA	2793.51	2776.85	2650.92	2404.25	2026.44	1544.55	932.56	495.42	235.22	75.98
OB	2793.51	2776.85	2650.92	2404.25	2026.44	1544.55	932.56	495.42	235.22	75.98
OC	2793.51	2775.81	2647.80	2404.25	2033.72	1551.83	952.33	492.30	238.34	73.90
OD	2793.51	2775.81	2647.80	2404.25	2033.72	1551.83	952.33	492.30	238.34	73.90



H[m]	D[m]	Max lux	Med lux	Alpha=47.5°+47.5°	G=0.0
1.00	2.18	2794	946		
2.00	4.36	698	236		
3.00	6.54	310	105		
4.00	8.72	175	59		
5.00	10.90	112	38		

H[m]	D[m]	Max lux	Med lux	Beta=47.8°+47.8°	G=0.0
1.00	2.20	2794	946		
2.00	4.40	698	236		
3.00	6.61	310	105		
4.00	8.81	175	59		
5.00	11.01	112	38		

Luminaire

Code 90624L600

Name ROFY 85 D/I D0600 GCONTROL+ K3 840 HO

Measurem.

Code 26/7/2023

Name ROFY 85 D/I D0600 GCONTROL+ K3 840 HO

Luminaire Flux	7457 lm	Luminaire Power	56.3 W	Efficacy	132.476 lm/W	Efficiency	71.65%
Source Flux	10408 lm	Maximum value	268.40 cd/klm	Position	C=0.00 G=0.00	CG	Double Symmetrical

UGR
S = 0.250

Reflectancies										
Ceiling/Cavity	0.7	0.7	0.5	0.5	0.3	0.7	0.7	0.5	0.5	0.3
Walls	0.5	0.3	0.5	0.3	0.3	0.5	0.3	0.5	0.3	0.3
Working Plane	0.2	0.2	0.2	0.2	0.2	0.2	0.2	0.2	0.2	0.2
Room Dimensions										
Lateral View					Viewed Endwise					
x=2H y=2H	16.5	17.5	17.0	18.0	18.6	16.2	17.1	16.7	17.7	18.2
x=2H y=3H	17.2	18.0	17.7	18.6	19.2	16.7	17.5	17.3	18.1	18.7
x=2H y=4H	17.4	18.2	18.0	18.8	19.4	16.9	17.7	17.5	18.3	18.9
x=2H y=6H	17.6	18.3	18.2	18.9	19.5	17.0	17.8	17.7	18.4	19.0
x=2H y=8H	17.6	18.3	18.2	18.9	19.6	17.1	17.8	17.7	18.4	19.1
x=2H y=12H	17.6	18.3	18.2	18.9	19.6	17.1	17.8	17.7	18.4	19.1
x=4H y=2H	16.5	17.4	17.1	17.9	18.6	16.3	17.1	16.9	17.7	18.3
x=4H y=3H	17.4	18.0	18.0	18.7	19.3	17.0	17.6	17.6	18.3	18.9
x=4H y=4H	17.7	18.3	18.3	18.9	19.6	17.2	17.8	17.9	18.5	19.2
x=4H y=6H	17.9	18.4	18.6	19.1	19.8	17.5	18.0	18.1	18.6	19.4
x=4H y=8H	18.0	18.5	18.7	19.2	19.9	17.6	18.0	18.3	18.7	19.5
x=4H y=12H	18.0	18.5	18.8	19.2	20.0	17.6	18.0	18.3	18.7	19.5
x=8H y=4H	17.7	18.1	18.4	18.8	19.6	17.3	17.7	18.0	18.4	19.2
x=8H y=6H	18.0	18.4	18.7	19.1	19.9	17.6	18.0	18.3	18.7	19.5
x=8H y=8H	18.2	18.5	18.9	19.2	20.1	17.8	18.1	18.5	18.8	19.7
x=8H y=12H	18.2	18.5	19.0	19.3	20.1	17.9	18.2	18.6	18.9	19.8
x=12H y=4H	17.7	18.1	18.4	18.8	19.6	17.3	17.7	18.0	18.4	19.2
x=12H y=6H	18.0	18.4	18.7	19.1	19.9	17.6	18.0	18.3	18.7	19.5
x=12H y=8H	18.2	18.5	18.9	19.2	20.1	17.8	18.1	18.6	18.8	19.7

Luminaire

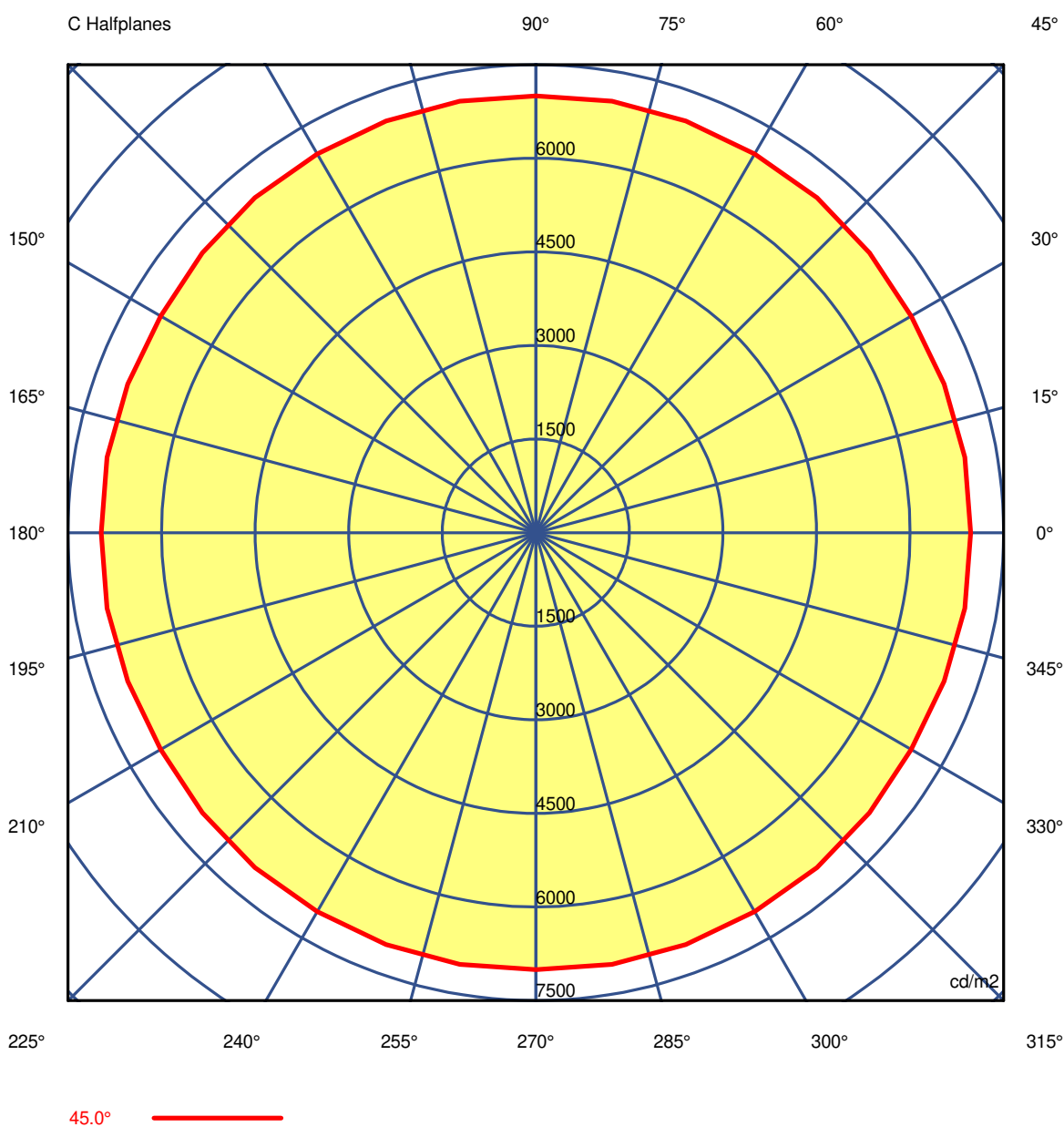
Code 90624L600
Name ROFY 85 D/I D0600 GCONTROL+ K3 840 HO

Measurem.

Code 26/7/2023
Name ROFY 85 D/I D0600 GCONTROL+ K3 840 HO

Luminaire Flux	7457 lm	Luminaire Power	56.3 W	Efficacy	132.476 lm/W	Efficiency	71.65%
Source Flux	10408 lm	Maximum value	268.40 cd/klm	Position	C=0.00 G=0.00	CG Double Symmetrical	

Luminance



Luminaire

Code 90624L600

Name ROFY 85 D/I D0600 GCONTROL+ K3 840 HO

Measurem.

Code 26/7/2023

Name ROFY 85 D/I D0600 GCONTROL+ K3 840 HO

Luminaire Flux	7457 lm	Luminaire Power	56.3 W	Efficacy	132.476 lm/W	Efficiency	71.65%						
Source Flux	10408 lm	Maximum value	268.40 cd/klm	Position	C=0.00 G=0.00	CG	Double Symmetrical						
Luminance cd/m2 Table 1/3													
	C 0.00	C 10.00	C 20.00	C 30.00	C 40.00	C 50.00	C 60.00	C 70.00	C 80.00	C 90.00	C 100.00	C 110.00	C 120.00
G 0.0	10573	10573	10573	10573	10573	10573	10573	10573	10573	10573	10573	10573	10573
G 5.0	10381	10378	10377	10377	10377	10377	10377	10377	10377	10377	10377	10377	10377
G 10.0	10143	10145	10147	10146	10144	10143	10143	10143	10143	10143	10143	10143	10143
G 15.0	9893	9891	9887	9881	9876	9871	9869	9871	9876	9881	9876	9871	9869
G 20.0	9606	9611	9603	9582	9562	9551	9551	9557	9571	9594	9571	9557	9551
G 25.0	9237	9246	9238	9217	9207	9204	9205	9209	9219	9237	9219	9209	9205
G 30.0	8783	8794	8794	8792	8810	8828	8829	8812	8804	8804	8804	8812	8829
G 35.0	8281	8287	8291	8307	8349	8384	8383	8350	8321	8311	8321	8350	8383
G 40.0	7705	7705	7711	7736	7781	7807	7803	7791	7767	7732	7767	7791	7803
G 45.0	6967	6981	6963	6944	6980	7008	7010	7024	7024	7000	7024	7024	7010
G 50.0	5961	5961	5953	5866	5633	5401	5370	5640	5923	6087	5923	5640	5370
G 55.0	4859	4797	4727	4647	4104	3577	3557	4192	4757	4962	4757	4192	3557
G 60.0	3775	3740	3627	3382	3044	2917	3025	3144	3424	3894	3424	3144	3025
G 65.0	3169	3120	2933	2543	2365	2443	2530	2376	2533	3149	2533	2376	2530
G 70.0	2619	2563	2359	2010	2061	2117	2071	1971	2139	2612	2139	1971	2071
G 75.0	2028	1979	1750	1525	1655	1760	1669	1593	1724	2055	1724	1593	1669
G 80.0	1576	1614	1549	1444	1466	1480	1444	1396	1437	1576	1437	1396	1444
G 85.0	1053	996	1023	1111	1146	1078	1010	1089	1120	1024	1120	1089	1010
G 90.0	591	607	612	570	456	366	317	241	211	211	211	241	317

Luminaire

Code 90624L600

Name ROFY 85 D/I D0600 GCONTROL+ K3 840 HO

Measurem.

Code 26/7/2023

Name ROFY 85 D/I D0600 GCONTROL+ K3 840 HO

Luminaire Flux	7457 lm		Luminaire Power		56.3 W		Efficacy		132.476 lm/W		Efficiency		71.65%	
Source Flux	10408 lm		Maximum value		268.40 cd/klm		Position		C=0.00 G=0.00		CG		Double Symmetrical	
Luminance cd/m2 Table 2/3														
	C 130.00	C 140.00	C 150.00	C 160.00	C 170.00	C 180.00	C 190.00	C 200.00	C 210.00	C 220.00	C 230.00	C 240.00	C 250.00	
G 0.0	10573	10573	10573	10573	10573	10573	10573	10573	10573	10573	10573	10573	10573	10573
G 5.0	10377	10377	10377	10377	10378	10381	10378	10377	10377	10377	10377	10377	10377	10377
G 10.0	10143	10144	10146	10147	10145	10143	10145	10147	10146	10144	10143	10143	10143	10143
G 15.0	9871	9876	9881	9887	9891	9893	9891	9887	9881	9876	9871	9869	9871	9871
G 20.0	9551	9562	9582	9603	9611	9606	9611	9603	9582	9562	9551	9551	9557	9557
G 25.0	9204	9207	9217	9238	9246	9237	9246	9238	9217	9207	9204	9205	9209	9209
G 30.0	8828	8810	8792	8794	8794	8783	8794	8794	8792	8810	8828	8829	8812	8812
G 35.0	8384	8349	8307	8291	8287	8281	8287	8291	8307	8349	8384	8383	8350	8350
G 40.0	7807	7781	7736	7711	7705	7705	7705	7711	7736	7781	7807	7803	7791	7791
G 45.0	7008	6980	6944	6963	6981	6967	6981	6963	6944	6980	7008	7010	7024	7024
G 50.0	5401	5633	5866	5953	5961	5961	5961	5953	5866	5633	5401	5370	5640	5640
G 55.0	3577	4104	4647	4727	4797	4859	4797	4727	4647	4104	3577	3557	4192	4192
G 60.0	2917	3044	3382	3627	3740	3775	3740	3627	3382	3044	2917	3025	3144	3144
G 65.0	2443	2365	2543	2933	3120	3169	3120	2933	2543	2365	2443	2530	2376	2376
G 70.0	2117	2061	2010	2359	2563	2619	2563	2359	2010	2061	2117	2071	1971	1971
G 75.0	1760	1655	1525	1750	1979	2028	1979	1750	1525	1655	1760	1669	1593	1593
G 80.0	1480	1466	1444	1549	1614	1576	1614	1549	1444	1466	1480	1444	1396	1396
G 85.0	1078	1146	1111	1023	996	1053	996	1023	1111	1146	1078	1010	1089	1089
G 90.0	366	456	570	612	607	591	607	612	570	456	366	317	241	241

Luminaire

Code 90624L600

Name ROFY 85 D/I D0600 GCONTROL+ K3 840 HO

Measurem.

Code 26/7/2023

Name ROFY 85 D/I D0600 GCONTROL+ K3 840 HO

Luminaire Flux	7457 lm	Luminaire Power	56.3 W	Efficacy	132.476 lm/W	Efficiency	71.65%
Source Flux	10408 lm	Maximum value	268.40 cd/klm	Position	C=0.00 G=0.00	CG	Double Symmetrical

Luminance cd/m2 Table 3/3

	C 260.00	C 270.00	C 280.00	C 290.00	C 300.00	C 310.00	C 320.00	C 330.00	C 340.00	C 350.00
G 0.0	10573	10573	10573	10573	10573	10573	10573	10573	10573	10573
G 5.0	10377	10377	10377	10377	10377	10377	10377	10377	10377	10378
G 10.0	10143	10143	10143	10143	10143	10143	10144	10146	10147	10145
G 15.0	9876	9881	9876	9871	9869	9871	9876	9881	9887	9891
G 20.0	9571	9594	9571	9557	9551	9551	9562	9582	9603	9611
G 25.0	9219	9237	9219	9209	9205	9204	9207	9217	9238	9246
G 30.0	8804	8804	8804	8812	8829	8828	8810	8792	8794	8794
G 35.0	8321	8311	8321	8350	8383	8384	8349	8307	8291	8287
G 40.0	7767	7732	7767	7791	7803	7807	7781	7736	7711	7705
G 45.0	7024	7000	7024	7024	7010	7008	6980	6944	6963	6981
G 50.0	5923	6087	5923	5640	5370	5401	5633	5866	5953	5961
G 55.0	4757	4962	4757	4192	3557	3577	4104	4647	4727	4797
G 60.0	3424	3894	3424	3144	3025	2917	3044	3382	3627	3740
G 65.0	2533	3149	2533	2376	2530	2443	2365	2543	2933	3120
G 70.0	2139	2612	2139	1971	2071	2117	2061	2010	2359	2563
G 75.0	1724	2055	1724	1593	1669	1760	1655	1525	1750	1979
G 80.0	1437	1576	1437	1396	1444	1480	1466	1444	1549	1614
G 85.0	1120	1024	1120	1089	1010	1078	1146	1111	1023	996
G 90.0	211	211	211	241	317	366	456	570	612	607