
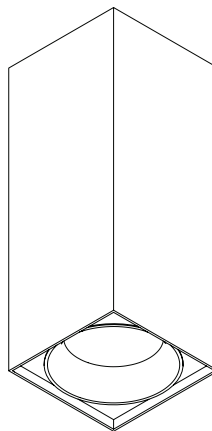


ELI /C | ELI Sq /C**EN** INSTALLATION INSTRUCTIONS**FR** NOTICE DE MONTAGE**DE** MONTAGEANLEITUNG**PT** INSTRUÇÕES DE MONTAGEM**ES** INSTRUCCIONES DE MONTAJE**ELI /C****ELI /SQ /C**

Order code / Code com. / Bestell-Nr. / Código / Código: 90347L... | 90596L... | 90598L... | 90672L...



IP 20 650°C


230V/50Hz

**EN** Carefully read the installation instructions provided before installing the device. Safety and Maintenance: Scan here.**FR** Lire attentivement les notices de montage avant l'installation de l'appareil. Sécurité et Entretien: Semez ici.**DE** Bitte lesen die mitgelieferte Montageanleitung vor de Montage des Geräts. Sicherheit und Wartung: Hier scannen.**PT** Leia atentamente as instruções de montagem fornecidas antes de instalar o aparelho. Segurança e Manutenção: Scan aqui.**ES** Lea atentamente las instrucciones de montaje proporcionadas antes de instalar el aparato. Seguridad y Mantenimiento: Escanea aquí.

ELI /C

ELI Sq /C



	 (mm)
ELI /C	ø80x200
ELI 50 /C	80x80x200

TOOLS | OUTILS | WERKZEUG | FERRAMENTAS | HERRAMIENTAS

Phillips screwdriver

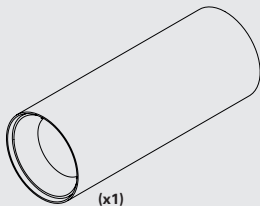



EN USE GLOVES.
FR UTILISEZ DES GANTS.
DE HANDSCHUHE BENUTZEN.
PT UTILIZE LUVAS.
ES USE GUANTES.

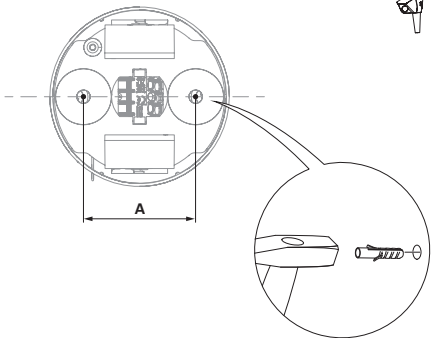
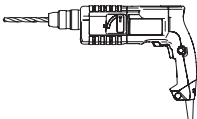


ELI /C | ELI Sq /C

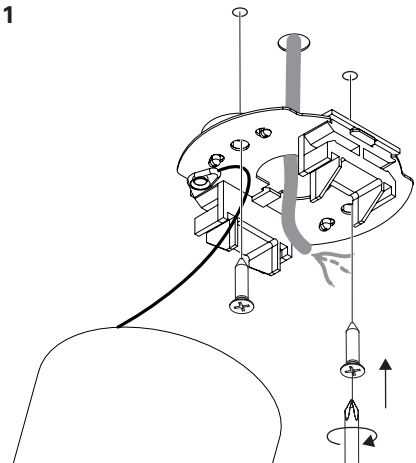
90347L... | 90596L... | 90598L... | 90672L...



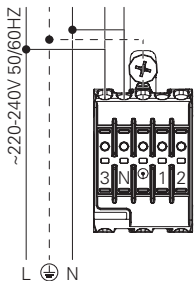
	 (mm)	A (mm)
ELI /C	ø80x200	50
ELI Sq /C	80x80x200	



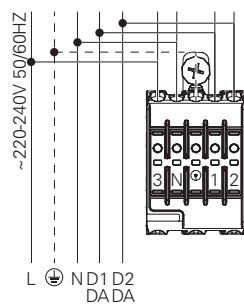
1



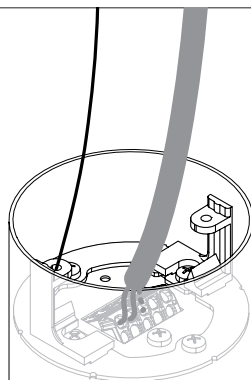
2 - HF



2 - DALI



3



4

