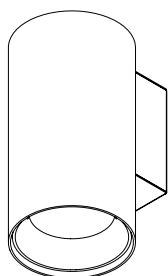
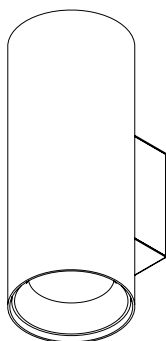
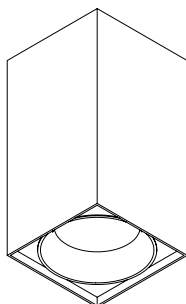
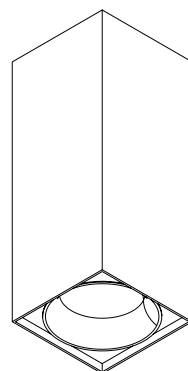


ELI /W | ELI /W D/I | ELI Sq /W | ELI Sq /W D/I**EN** INSTALLATION INSTRUCTIONS**FR** NOTICE DE MONTAGE**DE** MONTAGEANLEITUNG**PT** INSTRUÇÕES DE MONTAGEM**ES** INSTRUCCIONES DE MONTAJE**ELI /W****ELI /W D/I****ELI Sq /W****ELI Sq /W D/I**

Order code / Code com. / Bestell-Nr. / Código / Código: 90646L... | 90648L... | 90651L... | 90653L... | 90670L... | 90675L...



IP 20

650°C

230V/50Hz

**EN** Carefully read the instalation instructions provided before installing the device. Safety and Maintenance: Scan here.**FR** Lire attentivement les notices de montage avant l'installation de l'appareil. Sécurité et Entretien: Sancez ici.**DE** Bitte lesen die mitgelieferte Montageanleitungen vor de Montage des Geräts. Sicherheit und Wartung: Hier scannen.**PT** Leia atentamente as instruções de montagem fornecidas antes de instalar o aparelho. Segurança e Manutenção: Scan aqui.**ES** Lea atentamente las instrucciones de montaje proporcionadas antes de instalar el aparato. Seguridad y Mantenimiento: Escanea aqui.

ELI /W
ELI /W D/I
ELI Sq /W
ELI Sq /W D/I



	(mm)
ELI /W	ø80x150
ELI /W D/I	ø80x200
ELI Sq /W	80x80x150
ELI Sq /W D/I	80x80x200

TOOLS | OUTILS | WERKZEUG | FERRAMENTAS | HERRAMIENTAS

Umbrako 2mm
 Phillips screwdriver

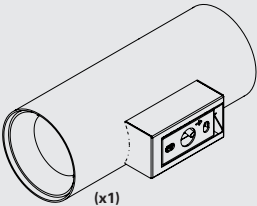


EN USE GLOVES.
FR UTILISEZ DES GANTS.
DE HANDSCHUHE BENUTZEN.
PT UTILIZE LUVAS.
ES USE GUANTES.

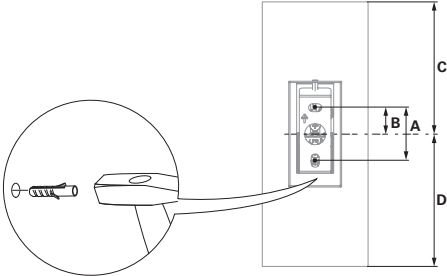


ELI /W | ELI /W D/I | ELI Sq /W | ELI Sq /W D/I

90646L...| 90648L...| 90651L...| 90653L...|
 90670L... 90675L...

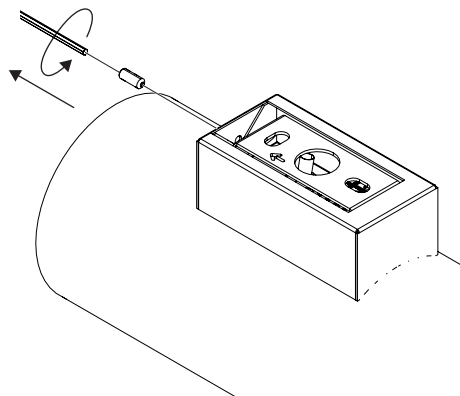


	(mm)	A (mm)	B (mm)	C (mm)	D (mm)
ELI /W	ø80x150	40	20	50	100
ELI /W D/I	ø80x200			100	
ELI Sq /W	80x80x150			50	
ELI Sq /W D/I	80x80x200			100	

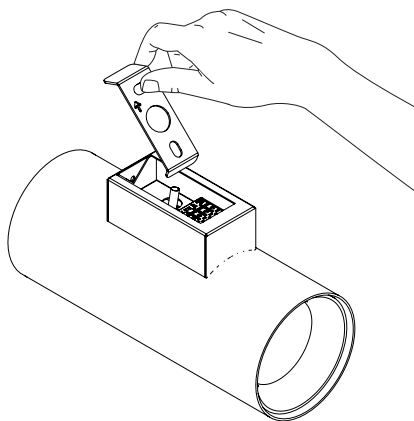


1

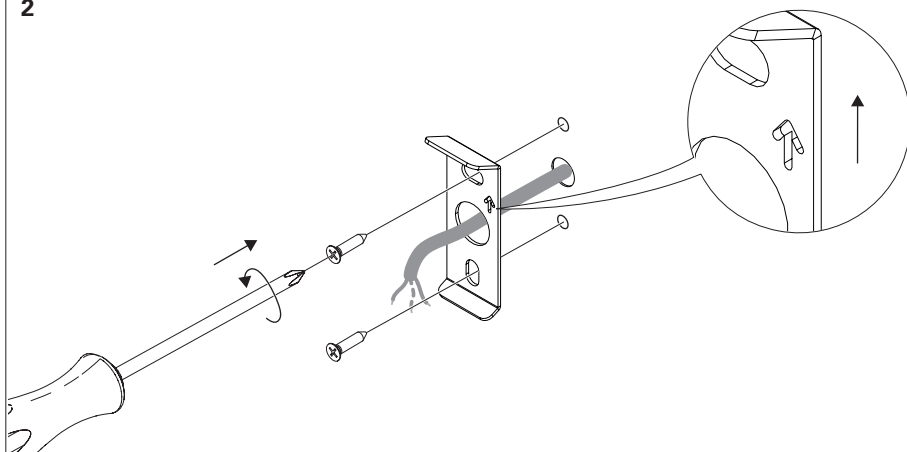
1.



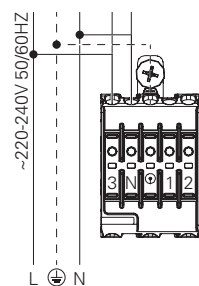
2.



2



3 - HF



DALI

