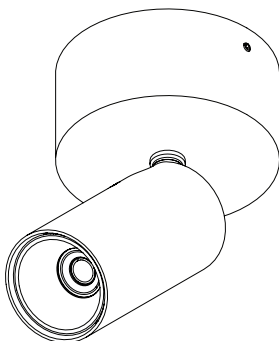


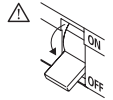
ELI 50 SPOT /C**EN** INSTALLATION INSTRUCTIONS**FR** NOTICE DE MONTAGE**DE** MONTAGEANLEITUNG**PT** INSTRUÇÕES DE MONTAGEM**ES** INSTRUCCIONES DE MONTAJE

Order code / Code com. / Bestell-Nr. / Código / Código: 90700L... | 90701L...

**EN** Carefully read the instalation instructions provided before installing the device. Safety and Maintenance: Scan here.**FR** Lire attentivement les notices de montage avant l'installation de l'appareil. Sécurité et Entretien: Sancez ici.**DE** Bitte lesen die mitgelieferte Montageanleitungen vor de Montage des Geräts. Sicherheit und Wartung: Hier scannen.**PT** Leia atentamente as instruções de montagem fornecidas antes de instalar o aparelho. Segurança e Manutenção: Scan aqui.**ES** Lea atentamente las instrucciones de montaje proporcionadas antes de instalar el aparato. Seguridad y Mantenimiento: Escanea aqui.

ELI 50 SPOT /C

 (mm)
ø50x100



TOOLS | OUTILS | WERKZEUG | FERRAMENTAS | HERRAMIENTAS

Umbrako
Phillips screwdriver

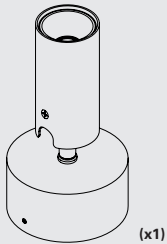


EN USE GLOVES.
FR UTILISEZ DES GANTS.
DE HANDSCHUHE BENUTZEN.
PT UTILIZE LUVAS.
ES USE GUANTES.

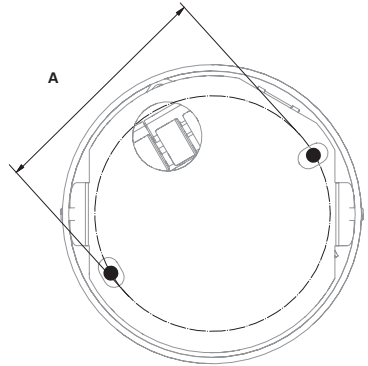


ELI 50 SPOT /C

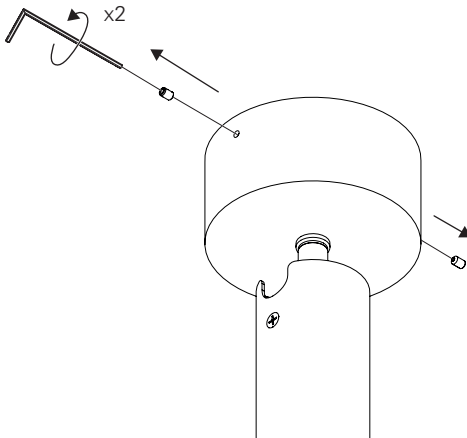
90700L... | 90701L...



A
74

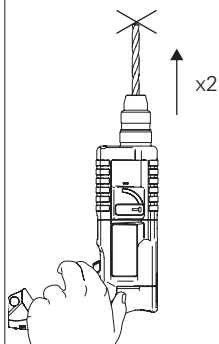


1

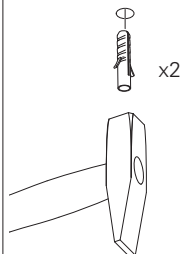


2

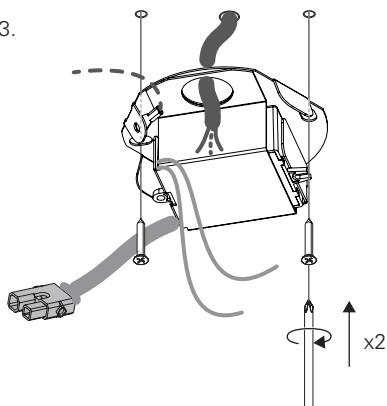
1.



2.

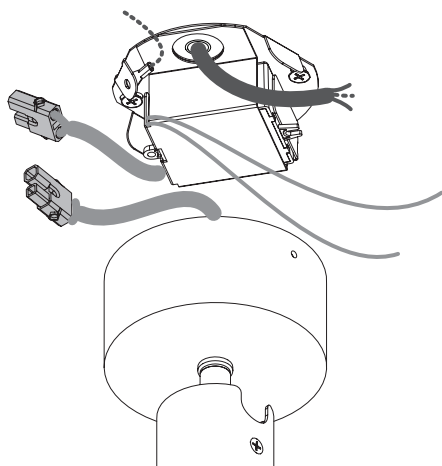


3.

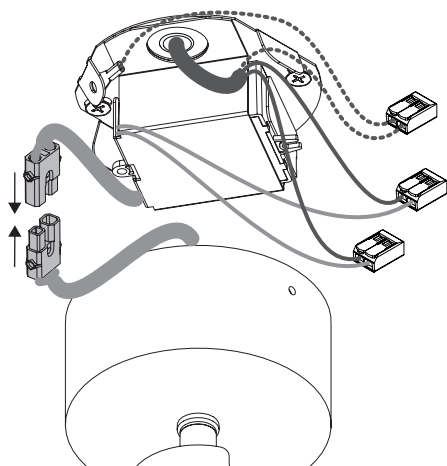


3

1.

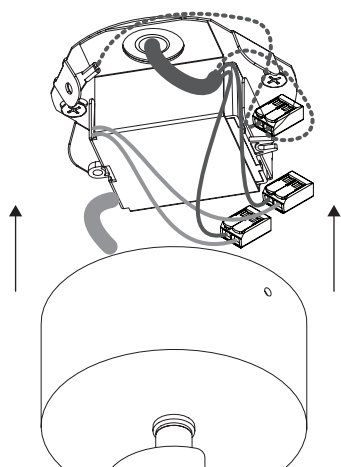


2.

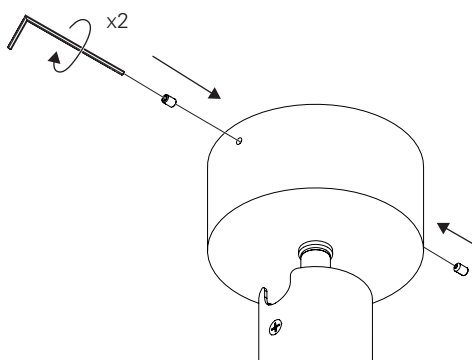


4

1.



2.



5

