

**Luminaire**

Code 90701L100

Name ELI 50 SPOT /C L100 PB 930 20° LO

**Measurem.**

Code 1/6/2022

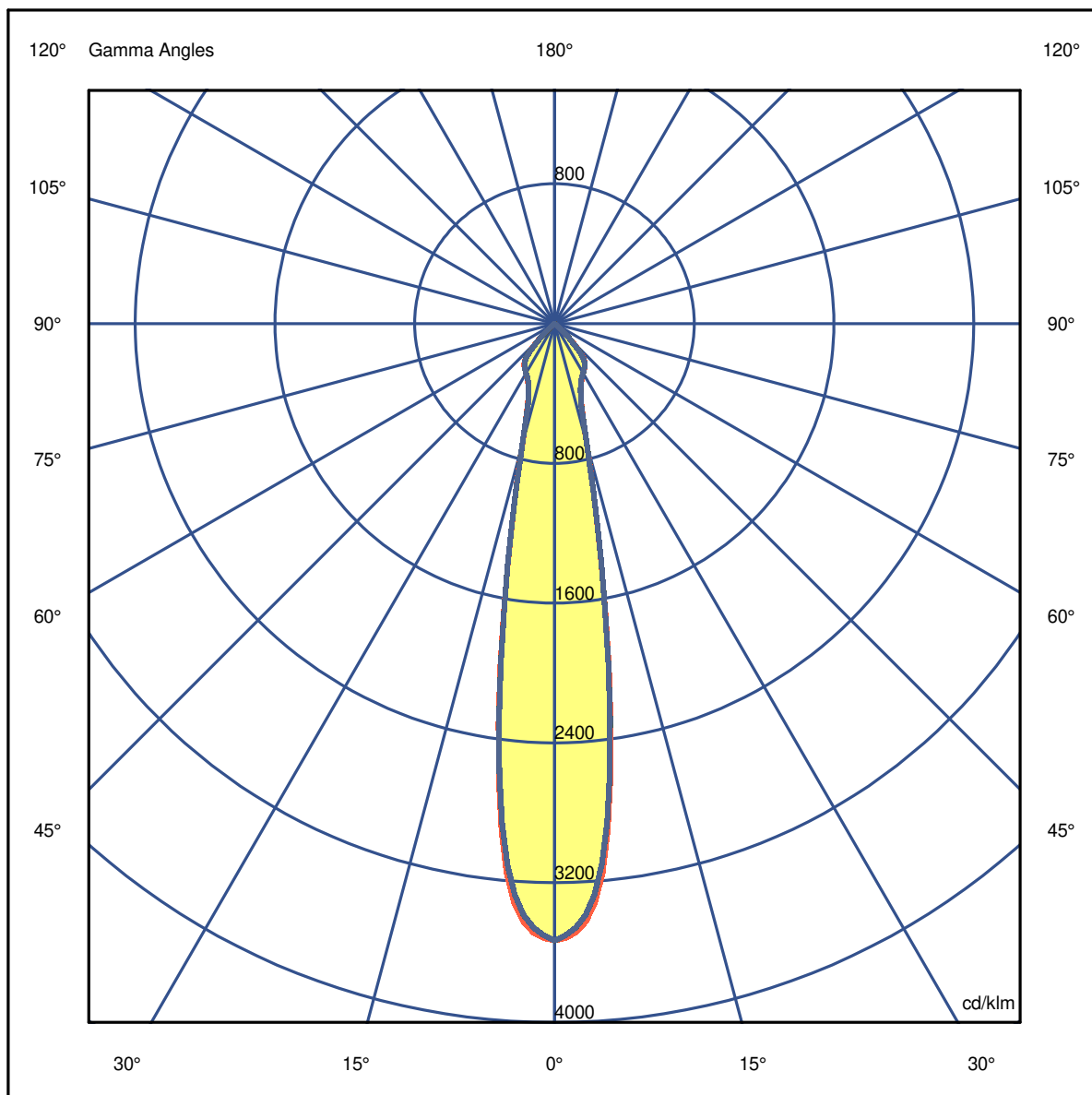
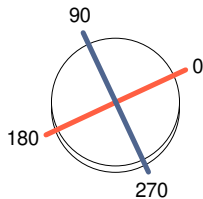
Name ELI 50 SPOT /C L100 PB 930 20° LO

Luminaire Flux	710 lm	Luminaire Power	6.8 W	Efficacy	104.545 lm/W	Efficiency	94.77%
Source Flux	749 lm	Maximum value	3531.00 cd/klm	Position	C=0.00 G=0.00	CG	Double Symmetrical

Diam=95mm

C Halfplanes

180.0 ——— 0.0  
270.0 ——— 90.0



**Luminaire**

Code 90701L100  
Name ELI 50 SPOT /C L100 PB 930 20° LO

**Measurem.**

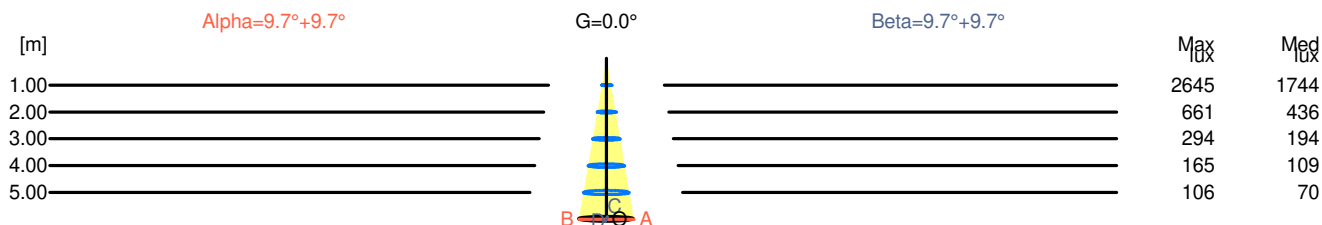
Code 1/6/2022  
Name ELI 50 SPOT /C L100 PB 930 20° LO

Luminaire Flux	710 lm	Luminaire Power	6.8 W	Efficacy	104.545 lm/W	Efficiency	94.77%
Source Flux	749 lm	Maximum value	3531.00 cd/klm	Position	C=0.00 G=0.00	CG	Double Symmetrical

Width at 50.00 % of Max Intensity

H[m]	1.00	2.00	3.00	4.00	5.00	H[m]	1.00	2.00	3.00	4.00	5.00
OA	0.17	0.34	0.51	0.68	0.86	OC	0.17	0.34	0.51	0.68	0.85
OB	0.17	0.34	0.51	0.68	0.86	OD	0.17	0.34	0.51	0.68	0.85

	0	5	15	25	35	45	55	65	75	85
OA	2644.72	2362.65	535.16	271.36	225.37	91.08	2.77	1.05	0.37	0.37
OB	2644.72	2362.65	535.16	271.36	225.37	91.08	2.77	1.05	0.37	0.37
OC	2644.72	2326.92	532.76	269.64	223.80	89.51	2.40	1.05	0.37	0.37
OD	2644.72	2326.92	532.76	269.64	223.80	89.51	2.40	1.05	0.37	0.37



H[m]	D[m]	Max lux	Med lux	Alpha=9.7°+9.7°	G=0.0
1.00	0.34	2645	1744		
2.00	0.68	661	436		
3.00	1.03	294	194		
4.00	1.37	165	109		
5.00	1.71	106	70		

H[m]	D[m]	Max lux	Med lux	Beta=9.7°+9.7°	G=0.0
1.00	0.34	2645	1744		
2.00	0.68	661	436		
3.00	1.02	294	194		
4.00	1.36	165	109		
5.00	1.70	106	70		

**Luminaire**

Code 90701L100

Name ELI 50 SPOT /C L100 PB 930 20° LO

**Measurement**

Code 1/6/2022

Name ELI 50 SPOT /C L100 PB 930 20° LO

Luminaire Flux	710 lm	Luminaire Power	6.8 W	Efficacy	104.545 lm/W	Efficiency	94.77%
Source Flux	749 lm	Maximum value	3531.00 cd/klm	Position	C=0.00 G=0.00	CG	Double Symmetrical

**UGR**  
S = 0.250

Reflectancies										
Ceiling/Cavity	0.7	0.7	0.5	0.5	0.3	0.7	0.7	0.5	0.5	0.3
Walls	0.5	0.3	0.5	0.3	0.3	0.5	0.3	0.5	0.3	0.3
Working Plane	0.2	0.2	0.2	0.2	0.2	0.2	0.2	0.2	0.2	0.2
Room Dimensions	Lateral View					Viewed Endwise				
x=2H y=2H	19.1	19.8	19.3	20.0	20.2	19.1	19.8	19.3	20.0	20.2
x=2H y=3H	19.0	19.6	19.2	19.9	20.1	18.9	19.6	19.2	19.9	20.1
x=2H y=4H	18.9	19.5	19.2	19.8	20.0	18.9	19.5	19.2	19.8	20.0
x=2H y=6H	18.8	19.4	19.1	19.7	19.9	18.8	19.4	19.1	19.7	19.9
x=2H y=8H	18.8	19.3	19.1	19.6	19.9	18.8	19.3	19.1	19.6	19.9
x=2H y=12H	18.7	19.2	19.1	19.5	19.9	18.7	19.2	19.1	19.5	19.9
x=4H y=2H	18.9	19.5	19.2	19.8	20.0	18.9	19.5	19.2	19.8	20.0
x=4H y=3H	18.7	19.2	19.1	19.5	19.9	18.7	19.2	19.1	19.5	19.9
x=4H y=4H	18.7	19.1	19.0	19.4	19.8	18.7	19.1	19.0	19.4	19.8
x=4H y=6H	18.6	19.0	19.0	19.3	19.7	18.6	19.0	19.0	19.3	19.7
x=4H y=8H	18.6	18.9	19.0	19.3	19.7	18.5	18.9	19.0	19.3	19.7
x=4H y=12H	18.5	18.8	18.9	19.2	19.6	18.5	18.8	18.9	19.2	19.6
x=8H y=4H	18.6	18.9	19.0	19.3	19.7	18.5	18.9	19.0	19.3	19.7
x=8H y=6H	18.5	18.7	18.9	19.1	19.6	18.5	18.7	18.9	19.1	19.6
x=8H y=8H	18.4	18.6	18.9	19.1	19.5	18.4	18.6	18.9	19.1	19.5
x=8H y=12H	18.4	18.5	18.9	19.0	19.5	18.4	18.5	18.9	19.0	19.5
x=12H y=4H	18.5	18.8	18.9	19.2	19.6	18.5	18.8	18.9	19.2	19.6
x=12H y=6H	18.4	18.6	18.9	19.1	19.5	18.4	18.6	18.9	19.1	19.5
x=12H y=8H	18.4	18.5	18.9	19.0	19.5	18.4	18.5	18.9	19.0	19.5

**Luminaire**

Code 90701L100

Name ELI 50 SPOT /C L100 PB 930 20° LO

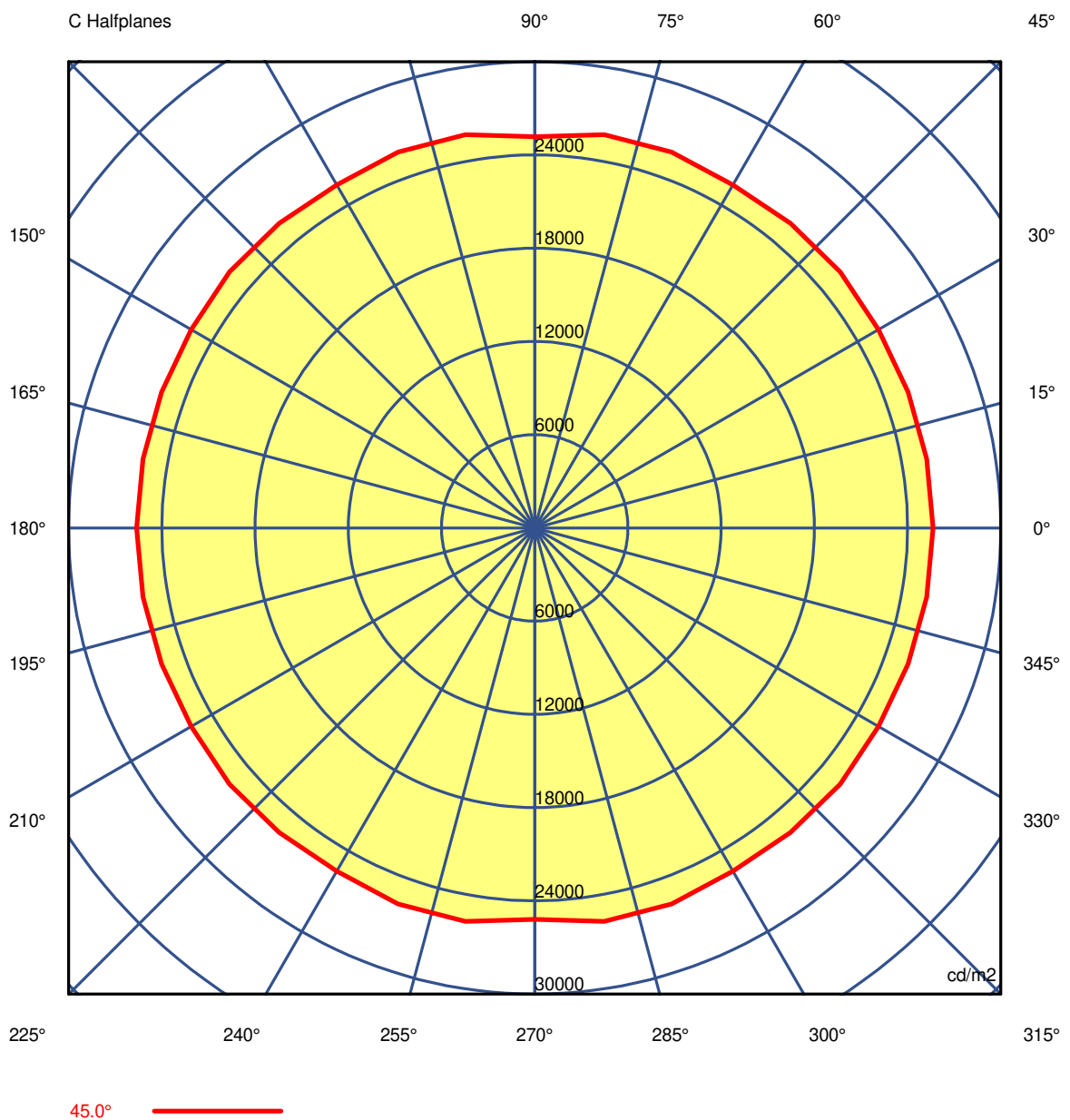
**Measurem.**

Code 1/6/2022

Name ELI 50 SPOT /C L100 PB 930 20° LO

Luminaire Flux	710 lm	Luminaire Power	6.8 W	Efficacy	104.545 lm/W	Efficiency	94.77%
Source Flux	749 lm	Maximum value	3531.00 cd/klm	Position	C=0.00 G=0.00	CG Double Symmetrical	

Luminance



**Luminaire**

Code 90701L100

Name ELI 50 SPOT /C L100 PB 930 20° LO

**Measurement**

Code 1/6/2022

Name ELI 50 SPOT /C L100 PB 930 20° LO

Luminaire Flux		710 lm		Luminaire Power		6.8 W		Efficacy		104.545 lm/W		Efficiency		94.77%	
Source Flux		749 lm		Maximum value		3531.00 cd/klm		Position		C=0.00 G=0.00		CG		Double Symmetrical	
Luminance cd/m2														Table 1/3	
	C 0.00	C 10.00	C 20.00	C 30.00	C 40.00	C 50.00	C 60.00	C 70.00	C 80.00	C 90.00	C 100.00	C 110.00	C 120.00		
G 0.0	1524382	1524382	1524382	1524382	1524382	1524382	1524382	1524382	1524382	1524382	1524382	1524382	1524382	1524382	1524382
G 5.0	1172479	1173841	1179257	1181958	1172745	1174021	1181735	1169267	1159086	1154749	1159086	1169267	1181735	1172479	1173841
G 10.0	550870	551600	550044	547716	547981	546883	545187	547693	549240	547552	549240	547693	545187	550870	551600
G 15.0	211748	212541	210849	208399	208975	208234	206621	209069	210622	210800	210622	209069	206621	211748	212541
G 20.0	120087	120069	119907	119544	119368	119123	119000	119452	119591	119109	119591	119452	119000	120087	120069
G 25.0	91590	91590	91590	91590	91436	91404	91514	91509	91322	91008	91322	91509	91514	91590	91590
G 30.0	77982	77913	77939	78005	78005	78073	78243	78260	78087	77791	78087	78260	78243	77982	77913
G 35.0	68125	67994	68046	68193	68193	68236	68351	68315	68060	67649	68060	68315	68351	68125	67994
G 40.0	54873	54827	54857	54895	54814	54800	54808	54574	54203	53807	54203	54574	54808	54873	54827
G 45.0	25633	25619	25577	25549	25645	25592	25507	25743	25702	25190	25702	25743	25507	25633	25619
G 50.0	1998	2231	2211	2143	2719	2832	2575	3109	3523	3688	3523	3109	2575	1998	2231
G 55.0	751	664	665	710	674	650	650	650	650	650	650	650	650	751	664
G 60.0	363	415	412	383	407	423	423	423	433	464	433	423	423	363	415
G 65.0	282	314	323	323	323	310	282	282	282	282	282	282	282	282	314
G 70.0	183	183	183	183	183	183	183	183	183	183	183	183	183	183	183
G 75.0	103	135	145	145	145	145	145	145	135	103	135	145	145	103	135
G 80.0	106	106	119	148	148	148	148	119	106	106	106	119	148	106	106
G 85.0	109	109	84	44	85	109	109	109	109	109	109	109	109	109	109
G 90.0	0	0	0	0	0	0	0	0	0	0	0	0	0	0	0

**Luminaire**

Code 90701L100

Name ELI 50 SPOT /C L100 PB 930 20° LO

**Measurement**

Code 1/6/2022

Name ELI 50 SPOT /C L100 PB 930 20° LO

Luminaire Flux		710 lm		Luminaire Power		6.8 W		Efficacy		104.545 lm/W		Efficiency		94.77%	
Source Flux		749 lm		Maximum value		3531.00 cd/klm		Position		C=0.00 G=0.00		CG		Double Symmetrical	
Luminance cd/m2														Table 2/3	
	C 130.00	C 140.00	C 150.00	C 160.00	C 170.00	C 180.00	C 190.00	C 200.00	C 210.00	C 220.00	C 230.00	C 240.00	C 250.00		
G 0.0	1524382	1524382	1524382	1524382	1524382	1524382	1524382	1524382	1524382	1524382	1524382	1524382	1524382	1524382	1524382
G 5.0	1174021	1172745	1181958	1179257	1173841	1172479	1173841	1179257	1181958	1172745	1174021	1181735	1169267	1174021	1172745
G 10.0	546883	547981	547716	550044	551600	550870	551600	550044	547716	547981	546883	545187	547693	547981	547693
G 15.0	208234	208975	208399	210849	212541	211748	212541	210849	208399	208975	208234	206621	209069	208975	208399
G 20.0	119123	119368	119544	119907	120069	120087	120069	119907	119544	119368	119123	119000	119452	119368	119123
G 25.0	91404	91436	91590	91590	91590	91590	91590	91590	91590	91436	91404	91514	91509	91436	91404
G 30.0	78073	78005	78005	77939	77913	77982	77913	77939	78005	78005	78073	78243	78260	78005	78005
G 35.0	68236	68193	68193	68046	67994	68125	67994	68046	68193	68193	68236	68351	68315	68193	68193
G 40.0	54800	54814	54895	54857	54827	54873	54827	54857	54895	54814	54800	54808	54574	54814	54814
G 45.0	25592	25645	25549	25577	25619	25633	25619	25577	25549	25645	25592	25507	25743	25549	25549
G 50.0	2832	2719	2143	2211	2231	1998	2231	2211	2143	2719	2832	2575	3109	2719	2719
G 55.0	650	674	710	665	664	751	664	665	710	674	650	650	650	665	665
G 60.0	423	407	383	412	415	363	415	412	383	407	423	423	423	412	412
G 65.0	310	323	323	323	314	282	314	323	323	323	310	282	282	323	323
G 70.0	183	183	183	183	183	183	183	183	183	183	183	183	183	183	183
G 75.0	145	145	145	145	135	103	135	145	145	145	145	145	145	145	145
G 80.0	148	148	148	119	106	106	106	119	148	148	148	148	148	119	119
G 85.0	109	85	44	84	109	109	109	84	44	85	109	109	109	85	85
G 90.0	0	0	0	0	0	0	0	0	0	0	0	0	0	0	0

**Luminaire**

Code 90701L100

Name ELI 50 SPOT /C L100 PB 930 20° LO

**Measurem.**

Code 1/6/2022

Name ELI 50 SPOT /C L100 PB 930 20° LO

Luminaire Flux	710 lm	Luminaire Power	6.8 W	Efficacy	104.545 lm/W	Efficiency	94.77%
Source Flux	749 lm	Maximum value	3531.00 cd/klm	Position	C=0.00 G=0.00	CG Double Symmetrical	

Luminance cd/m2 Table 3/3

	C 260.00	C 270.00	C 280.00	C 290.00	C 300.00	C 310.00	C 320.00	C 330.00	C 340.00	C 350.00
G 0.0	1524382	1524382	1524382	1524382	1524382	1524382	1524382	1524382	1524382	1524382
G 5.0	1159086	1154749	1159086	1169267	1181735	1174021	1172745	1181958	1179257	1173841
G 10.0	549240	547552	549240	547693	545187	546883	547981	547716	550044	551600
G 15.0	210622	210800	210622	209069	206621	208234	208975	208399	210849	212541
G 20.0	119591	119109	119591	119452	119000	119123	119368	119544	119907	120069
G 25.0	91322	91008	91322	91509	91514	91404	91436	91590	91590	91590
G 30.0	78087	77791	78087	78260	78243	78073	78005	78005	77939	77913
G 35.0	68060	67649	68060	68315	68351	68236	68193	68193	68046	67994
G 40.0	54203	53807	54203	54574	54808	54800	54814	54895	54857	54827
G 45.0	25702	25190	25702	25743	25507	25592	25645	25549	25577	25619
G 50.0	3523	3688	3523	3109	2575	2832	2719	2143	2211	2231
G 55.0	650	650	650	650	650	650	674	710	665	664
G 60.0	433	464	433	423	423	423	407	383	412	415
G 65.0	282	282	282	282	282	310	323	323	323	314
G 70.0	183	183	183	183	183	183	183	183	183	183
G 75.0	135	103	135	145	145	145	145	145	145	135
G 80.0	106	106	106	119	148	148	148	148	119	106
G 85.0	109	109	109	109	109	109	85	44	84	109
G 90.0	0	0	0	0	0	0	0	0	0	0