

Luminaire

Code 90709L012-49

Name CONCEPT LINEA 35 / E L1686 BFLEX 830 SRT

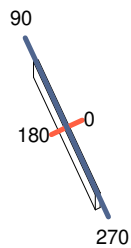
Measurem.

Code 31/7/2023

Name CONCEPT LINEA 35 / E L1686 BFLEX 830 SRT

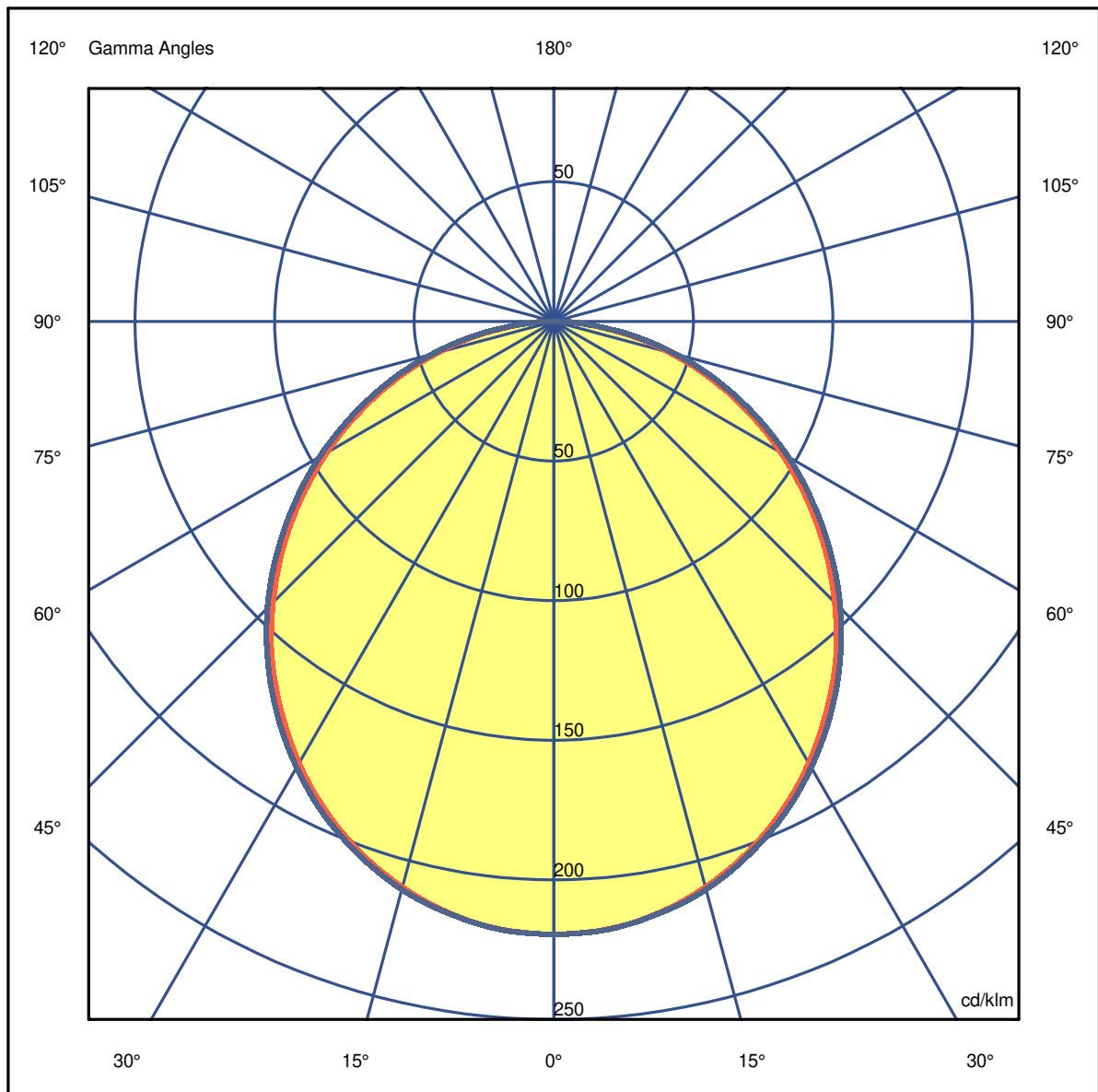
Luminaire Flux	4777 lm	Luminaire Power	53.0 W	Efficacy	90.176 lm/W	Efficiency	62.59%
Source Flux	7632 lm	Maximum value	219.50 cd/klm	Position	C=0.00 G=0.00	CG	Double Symmetrical

1686mm x 58mm



C Halfplanes

180.0 ——— 0.0
270.0 ——— 90.0



Luminaire

Code 90709L012-49

Name CONCEPT LINEA 35 / E L1686 BFLEX 830 SRT

Measurem.

Code 31/7/2023

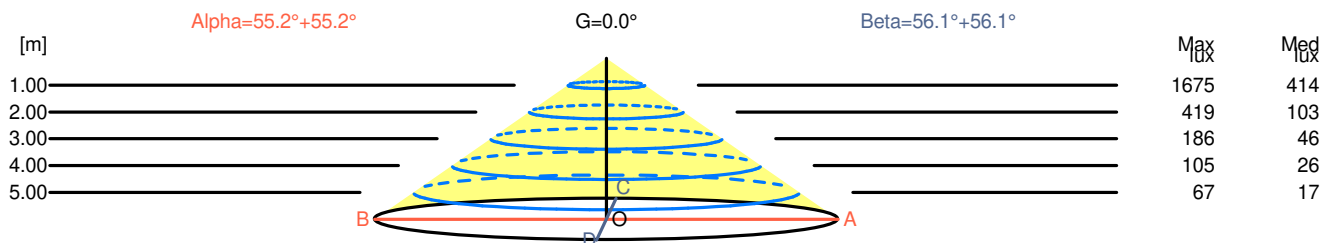
Name CONCEPT LINEA 35 / E L1686 BFLEX 830 SRT

Luminaire Flux	4777 lm	Luminaire Power	53.0 W	Efficacy	90.176 lm/W	Efficiency	62.59%
Source Flux	7632 lm	Maximum value	219.50 cd/klm	Position	C=0.00 G=0.00	CG	Double Symmetrical

Width at 50.00 % of Max Intensity

H[m]	1.00	2.00	3.00	4.00	5.00	H[m]	1.00	2.00	3.00	4.00	5.00
OA	1.44	2.88	4.32	5.76	7.20	OC	1.49	2.98	4.47	5.96	7.45
OB	1.44	2.88	4.32	5.76	7.20	OD	1.49	2.98	4.47	5.96	7.45

	0	5	15	25	35	45	55	65	75	85
OA	1675.22	1667.59	1600.43	1476.03	1299.73	1086.03	843.34	586.90	327.41	89.29
OB	1675.22	1667.59	1600.43	1476.03	1299.73	1086.03	843.34	586.90	327.41	89.29
OC	1675.22	1668.36	1607.30	1487.48	1317.28	1108.17	865.47	607.51	345.73	90.82
OD	1675.22	1668.36	1607.30	1487.48	1317.28	1108.17	865.47	607.51	345.73	90.82



H[m]	D[m]	Max lux	Med lux	Alpha=55.2°+55.2°	G=0.0	
1.00	2.88	1675	414			
2.00	5.76	419	103			
3.00	8.64	186	46			
4.00	11.52	105	26			
5.00	14.40	67	17			

H[m]	D[m]	Max lux	Med lux	Beta=56.1°+56.1°	G=0.0	
1.00	2.98	1675	414			
2.00	5.96	419	103			
3.00	8.94	186	46			
4.00	11.91	105	26			
5.00	14.89	67	17			

Luminaire

Code 90709L012-49
Name CONCEPT LINEA 35 / E L1686 BFLEX 830 SRT

Measurem.

Code 31/7/2023
Name CONCEPT LINEA 35 / E L1686 BFLEX 830 SRT

Luminaire Flux	4777 lm	Luminaire Power	53.0 W	Efficacy	90.176 lm/W	Efficiency	62.59%
Source Flux	7632 lm	Maximum value	219.50 cd/klm	Position	C=0.00 G=0.00	CG	Double Symmetrical

UGR
S = 0.250

Reflectancies										
Ceiling/Cavity	0.7	0.7	0.5	0.5	0.3	0.7	0.7	0.5	0.5	0.3
Walls	0.5	0.3	0.5	0.3	0.3	0.5	0.3	0.5	0.3	0.3
Working Plane	0.2	0.2	0.2	0.2	0.2	0.2	0.2	0.2	0.2	0.2
Room Dimensions	Lateral View					Viewed Endwise				
x=2H y=2H	20.1	21.4	20.3	21.6	21.9	22.5	23.9	22.8	24.1	24.3
x=2H y=3H	21.1	22.3	21.4	22.6	22.9	24.1	25.4	24.5	25.6	25.9
x=2H y=4H	21.4	22.6	21.8	22.9	23.1	24.8	25.9	25.1	26.2	26.5
x=2H y=6H	21.6	22.7	22.0	23.0	23.3	25.3	26.4	25.6	26.6	27.0
x=2H y=8H	21.7	22.7	22.0	23.0	23.3	25.5	26.5	25.8	26.8	27.1
x=2H y=12H	21.7	22.6	22.0	23.0	23.3	25.5	26.5	25.9	26.9	27.2
x=4H y=2H	20.7	21.9	21.1	22.2	22.4	22.8	23.9	23.1	24.2	24.5
x=4H y=3H	21.9	22.9	22.3	23.2	23.6	24.5	25.5	24.9	25.8	26.2
x=4H y=4H	22.4	23.2	22.8	23.6	23.9	25.2	26.1	25.6	26.5	26.8
x=4H y=6H	22.6	23.4	23.0	23.8	24.2	25.8	26.6	26.2	27.0	27.4
x=4H y=8H	22.7	23.4	23.1	23.8	24.2	26.0	26.7	26.5	27.1	27.5
x=4H y=12H	22.7	23.4	23.2	23.8	24.2	26.1	26.8	26.6	27.2	27.6
x=8H y=4H	22.6	23.3	23.1	23.7	24.1	25.3	26.0	25.7	26.4	26.8
x=8H y=6H	23.0	23.5	23.4	24.0	24.4	25.9	26.5	26.4	26.9	27.4
x=8H y=8H	23.1	23.6	23.6	24.0	24.5	26.2	26.7	26.6	27.1	27.6
x=8H y=12H	23.1	23.6	23.6	24.0	24.5	26.3	26.8	26.8	27.2	27.7
x=12H y=4H	22.6	23.3	23.1	23.7	24.1	25.3	25.9	25.7	26.3	26.8
x=12H y=6H	23.0	23.5	23.5	24.0	24.4	25.9	26.4	26.4	26.9	27.4
x=12H y=8H	23.1	23.6	23.6	24.0	24.6	26.2	26.6	26.7	27.1	27.6

Luminaire

Code 90709L012-49

Name CONCEPT LINEA 35 / E L1686 BFLEX 830 SRT

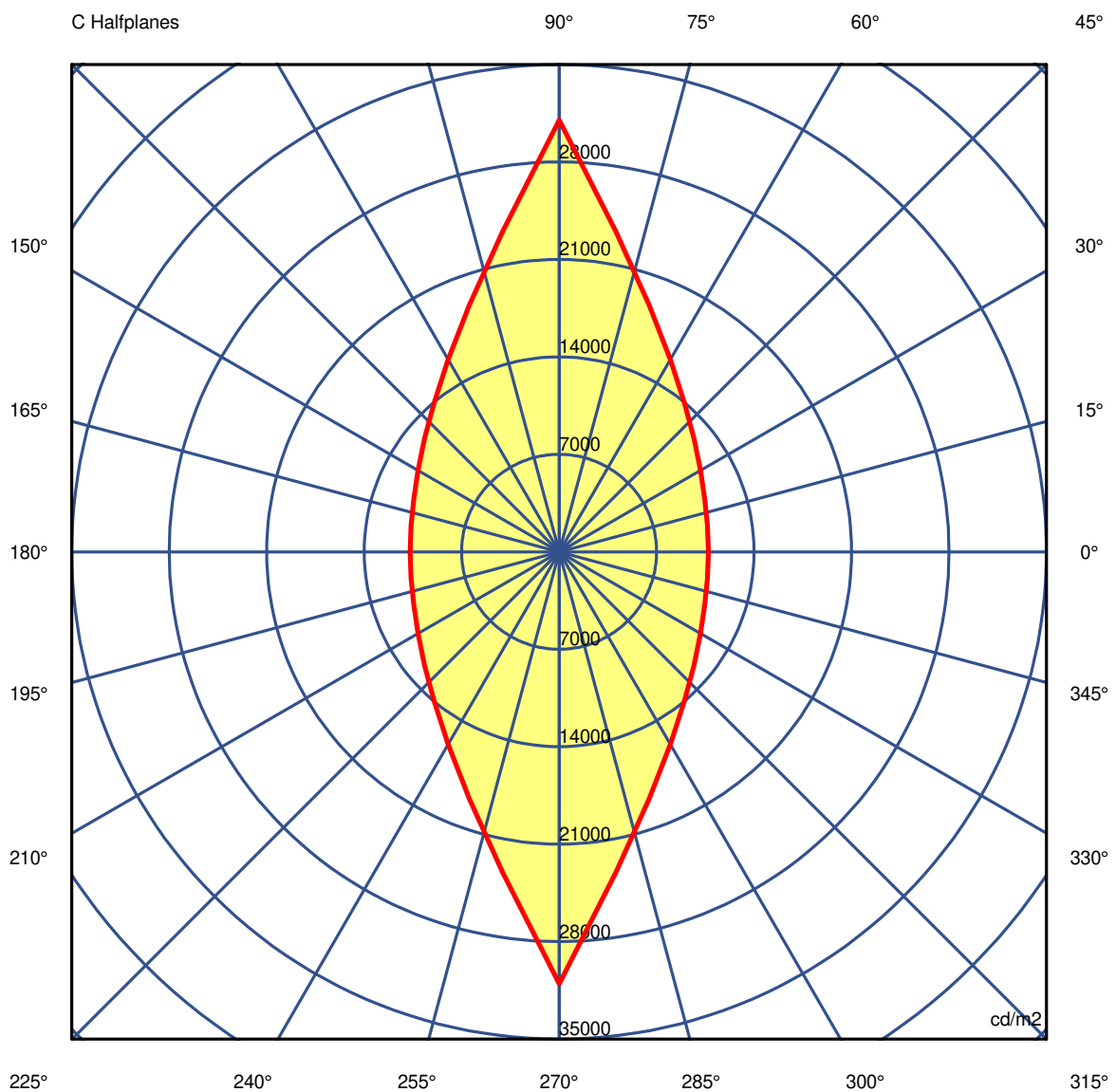
Measurem.

Code 31/7/2023

Name CONCEPT LINEA 35 / E L1686 BFLEX 830 SRT

Luminaire Flux	4777 lm	Luminaire Power	53.0 W	Efficacy	90.176 lm/W	Efficiency	62.59%
Source Flux	7632 lm	Maximum value	219.50 cd/klm	Position	C=0.00 G=0.00	CG	Double Symmetrical

Luminance



Luminaire

Code 90709L012-49

Name CONCEPT LINEA 35 /E L1686 BFLEX 830 SRT

Measurem.

Code 31/7/2023

Name CONCEPT LINEA 35 /E L1686 BFLEX 830 SRT

Luminaire Flux	4777 lm		Luminaire Power		53.0 W		Efficacy		90.176 lm/W		Efficiency		62.59%	
Source Flux	7632 lm		Maximum value		219.50 cd/klm		Position		C=0.00 G=0.00		CG		Double Symmetrical	
Luminance cd/m2 Table 1/3														
	C 0.00	C 10.00	C 20.00	C 30.00	C 40.00	C 50.00	C 60.00	C 70.00	C 80.00	C 90.00	C 100.00	C 110.00	C 120.00	
G 0.0	34262	34262	34262	34262	34262	34262	34262	34262	34262	34262	34262	34262	34262	
G 5.0	29288	29329	29507	29815	30226	30787	31497	32297	33184	34153	33184	32297	31497	
G 10.0	25445	25504	25781	26270	26949	27864	29035	30440	32074	33942	32074	30440	29035	
G 15.0	22332	22412	22755	23352	24181	25328	26835	28684	30955	33733	30955	28684	26835	
G 20.0	19754	19854	20208	20832	21765	23064	24784	26987	29801	33400	29801	26987	24784	
G 25.0	17527	17629	17997	18653	19619	20991	22864	25333	28619	33056	28619	25333	22864	
G 30.0	15562	15652	16023	16691	17674	19078	21035	23709	27395	32611	27395	23709	21035	
G 35.0	13797	13904	14267	14912	15892	17311	19312	22106	26120	32142	26120	22106	19312	
G 40.0	12224	12289	12627	13260	14211	15598	17596	20468	24763	31599	24763	20468	17596	
G 45.0	10717	10804	11123	11715	12631	13980	15951	18869	23391	31022	23391	18869	15951	
G 50.0	9327	9396	9700	10261	11107	12385	14304	17193	21845	30273	21845	17193	14304	
G 55.0	8002	8078	8351	8853	9642	10839	12651	15473	20212	29463	20212	15473	12651	
G 60.0	6754	6818	7060	7516	8223	9313	10998	13672	18408	28605	18408	13672	10998	
G 65.0	5525	5584	5790	6177	6808	7775	9280	11780	16414	27445	16414	11780	9280	
G 70.0	4336	4380	4554	4887	5407	6233	7558	9772	14141	26181	14141	9772	7558	
G 75.0	3153	3192	3336	3609	4003	4648	5723	7555	11432	24307	11432	7555	5723	
G 80.0	2008	2013	2113	2311	2584	3025	3778	5125	8191	21331	8191	5125	3778	
G 85.0	908	909	959	1058	1190	1412	1796	2475	4160	15448	4160	2475	1796	
G 90.0	267	193	200	259	261	312	455	574	961	10339	961	574	455	

Luminaire

Code 90709L012-49

Name CONCEPT LINEA 35 /E L1686 BFLEX 830 SRT

Measurem.

Code 31/7/2023

Name CONCEPT LINEA 35 /E L1686 BFLEX 830 SRT

Luminaire Flux	4777 lm		Luminaire Power		53.0 W		Efficacy		90.176 lm/W		Efficiency		62.59%	
Source Flux	7632 lm		Maximum value		219.50 cd/klm		Position		C=0.00 G=0.00		CG		Double Symmetrical	
Luminance cd/m2														
Table 2/3														
	C 130.00	C 140.00	C 150.00	C 160.00	C 170.00	C 180.00	C 190.00	C 200.00	C 210.00	C 220.00	C 230.00	C 240.00	C 250.00	
G 0.0	34262	34262	34262	34262	34262	34262	34262	34262	34262	34262	34262	34262	34262	34262
G 5.0	30787	30226	29815	29507	29329	29288	29329	29507	29815	30226	30787	31497	32297	32962
G 10.0	27864	26949	26270	25781	25504	25445	25504	25781	26270	26949	27864	29035	30440	32062
G 15.0	25328	24181	23352	22755	22412	22332	22412	22755	23352	24181	25328	26835	28684	30802
G 20.0	23064	21765	20832	20208	19854	19754	19854	20208	20832	21765	23064	24784	26987	29533
G 25.0	20991	19619	18653	17997	17629	17527	17629	17997	18653	19619	20991	22864	25333	28379
G 30.0	19078	17674	16691	16023	15652	15562	15652	16023	16691	17674	19078	21035	23709	26864
G 35.0	17311	15892	14912	14267	13904	13797	13904	14267	14912	15892	17311	19312	22106	25468
G 40.0	15598	14211	13260	12627	12289	12224	12289	12627	13260	14211	15598	17596	20468	23968
G 45.0	13980	12631	11715	11123	10804	10717	10804	11123	11715	12631	13980	15951	18869	22368
G 50.0	12385	11107	10261	9700	9396	9327	9396	9700	10261	11107	12385	14304	17193	20692
G 55.0	10839	9642	8853	8351	8078	8002	8078	8351	8853	9642	10839	12651	15473	18864
G 60.0	9313	8223	7516	7060	6818	6754	6818	7060	7516	8223	9313	10998	13672	16864
G 65.0	7775	6808	6177	5790	5584	5525	5584	5790	6177	6808	7775	9280	11780	14864
G 70.0	6233	5407	4887	4554	4380	4336	4380	4554	4887	5407	6233	7558	9772	12664
G 75.0	4648	4003	3609	3336	3192	3153	3192	3336	3609	4003	4648	5723	7555	9864
G 80.0	3025	2584	2311	2113	2013	2008	2013	2113	2311	2584	3025	3778	5125	6864
G 85.0	1412	1190	1058	959	909	908	909	959	1058	1190	1412	1796	2475	3464
G 90.0	312	261	259	200	193	267	193	200	259	261	312	455	574	864

Luminaire

Code 90709L012-49

Name CONCEPT LINEA 35 / E L1686 BFLEX 830 SRT

Measurem.

Code 31/7/2023

Name CONCEPT LINEA 35 / E L1686 BFLEX 830 SRT

Luminaire Flux	4777 lm	Luminaire Power	53.0 W	Efficacy	90.176 lm/W	Efficiency	62.59%
Source Flux	7632 lm	Maximum value	219.50 cd/klm	Position	C=0.00 G=0.00	CG	Double Symmetrical

Luminance cd/m2 Table 3/3

	C 260.00	C 270.00	C 280.00	C 290.00	C 300.00	C 310.00	C 320.00	C 330.00	C 340.00	C 350.00
G 0.0	34262	34262	34262	34262	34262	34262	34262	34262	34262	34262
G 5.0	33184	34153	33184	32297	31497	30787	30226	29815	29507	29329
G 10.0	32074	33942	32074	30440	29035	27864	26949	26270	25781	25504
G 15.0	30955	33733	30955	28684	26835	25328	24181	23352	22755	22412
G 20.0	29801	33400	29801	26987	24784	23064	21765	20832	20208	19854
G 25.0	28619	33056	28619	25333	22864	20991	19619	18653	17997	17629
G 30.0	27395	32611	27395	23709	21035	19078	17674	16691	16023	15652
G 35.0	26120	32142	26120	22106	19312	17311	15892	14912	14267	13904
G 40.0	24763	31599	24763	20468	17596	15598	14211	13260	12627	12289
G 45.0	23391	31022	23391	18869	15951	13980	12631	11715	11123	10804
G 50.0	21845	30273	21845	17193	14304	12385	11107	10261	9700	9396
G 55.0	20212	29463	20212	15473	12651	10839	9642	8853	8351	8078
G 60.0	18408	28605	18408	13672	10998	9313	8223	7516	7060	6818
G 65.0	16414	27445	16414	11780	9280	7775	6808	6177	5790	5584
G 70.0	14141	26181	14141	9772	7558	6233	5407	4887	4554	4380
G 75.0	11432	24307	11432	7555	5723	4648	4003	3609	3336	3192
G 80.0	8191	21331	8191	5125	3778	3025	2584	2311	2113	2013
G 85.0	4160	15448	4160	2475	1796	1412	1190	1058	959	909
G 90.0	961	10339	961	574	455	312	261	259	200	193