

Luminaire

Code 90714L102

Name ROFY 60 SQ D/I L1078W286 GCONTROL+ K3 840 HO

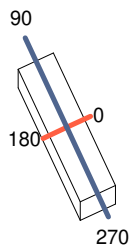
Measurem.

Code 8/8/2023

Name ROFY 60 SQ D/I L1078W286 GCONTROL+ K3 840 HO

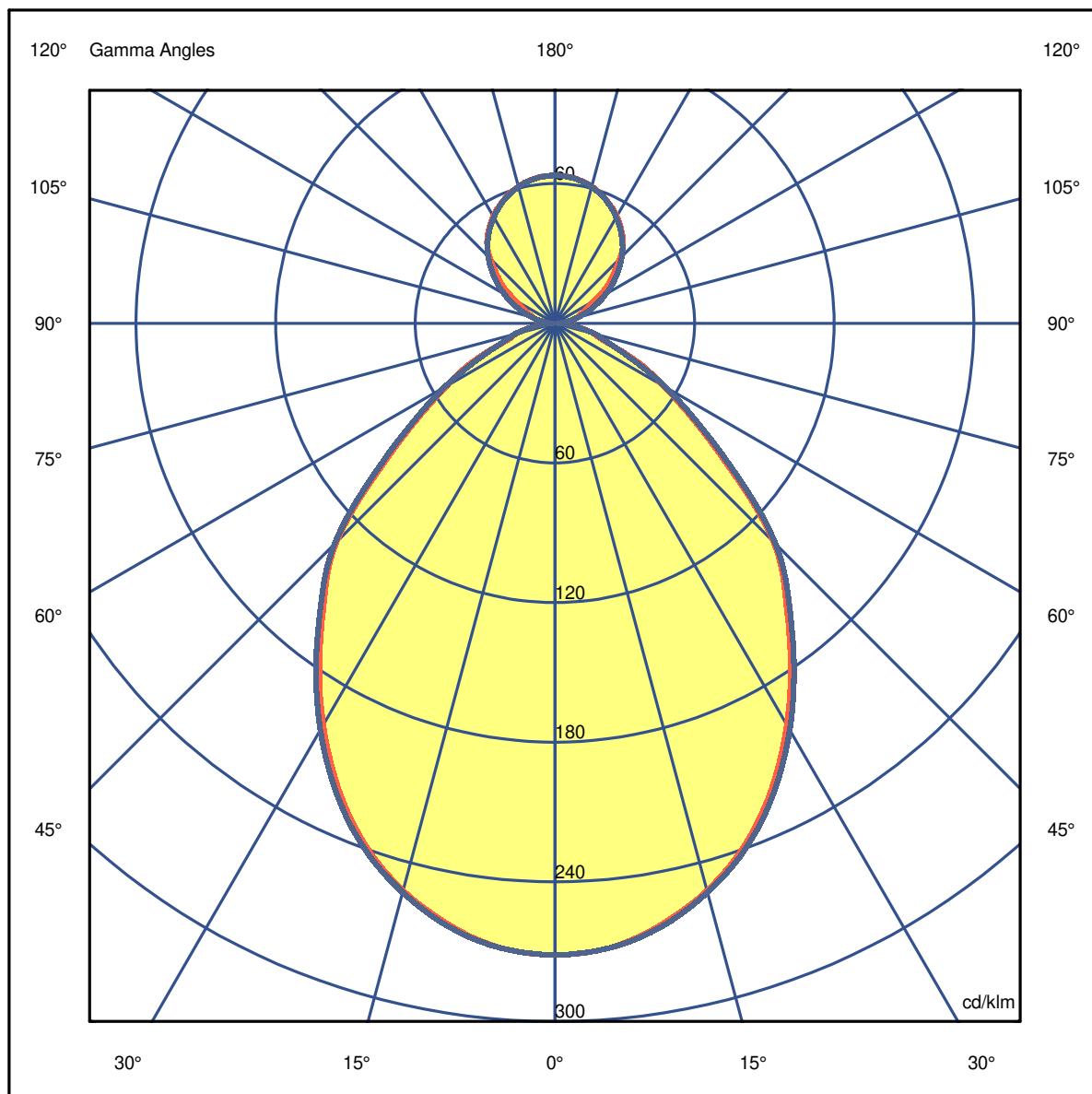
Luminaire Flux	7888 lm	Luminaire Power	60.1 W	Efficacy	131.243 lm/W	Efficiency	70.58%
Source Flux	11176 lm	Maximum value	271.50 cd/klm	Position	C=0.00 G=0.00	CG	Double Symmetrical

1078mm x 286mm



C Halfplanes

180.0 ————— 0.0
270.0 ————— 90.0



Luminaire

Code 90714L102

Name ROFY 60 SQ D/I L1078W286 GCONTROL+ K3 840 HO

Measurem.

Code 8/8/2023

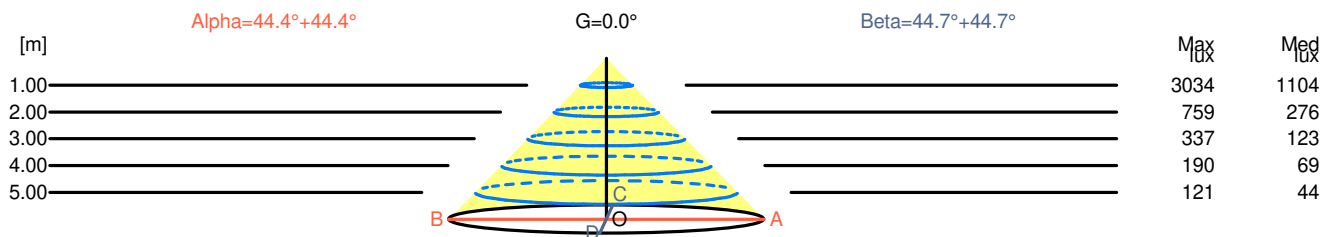
Name ROFY 60 SQ D/I L1078W286 GCONTROL+ K3 840 HO

Luminaire Flux	7888 lm	Luminaire Power	60.1 W	Efficacy	131.243 lm/W	Efficiency	70.58%
Source Flux	11176 lm	Maximum value	271.50 cd/klm	Position	C=0.00 G=0.00	CG	Double Symmetrical

Width at 50.00 % of Max Intensity

H[m]	1.00	2.00	3.00	4.00	5.00	H[m]	1.00	2.00	3.00	4.00	5.00
OA	0.98	1.96	2.94	3.92	4.90	OC	0.99	1.98	2.97	3.96	4.94
OB	0.98	1.96	2.94	3.92	4.90	OD	0.99	1.98	2.97	3.96	4.94

	0	5	15	25	35	45	55	65	75	85
OA	3034.28	3009.70	2819.70	2463.19	1973.68	1484.17	818.08	438.10	195.58	69.29
OB	3034.28	3009.70	2819.70	2463.19	1973.68	1484.17	818.08	438.10	195.58	69.29
OC	3034.28	3010.81	2828.65	2486.66	2000.50	1498.70	841.55	409.04	200.05	57.00
OD	3034.28	3010.81	2828.65	2486.66	2000.50	1498.70	841.55	409.04	200.05	57.00



H[m]	D[m]	Max lux	Med lux	Alpha=44.4°+44.4°	G=0.0	
1.00	1.96	3034	1104			
2.00	3.92	759	276			
3.00	5.88	337	123			
4.00	7.84	190	69			
5.00	9.80	121	44			

H[m]	D[m]	Max lux	Med lux	Beta=44.7°+44.7°	G=0.0	
1.00	1.98	3034	1104			
2.00	3.96	759	276			
3.00	5.93	337	123			
4.00	7.91	190	69			
5.00	9.89	121	44			

Luminaire

Code 90714L102

Name ROFY 60 SQ D/I L1078W286 GCONTROL+ K3 840 HO

Measurem.

Code 8/8/2023

Name ROFY 60 SQ D/I L1078W286 GCONTROL+ K3 840 HO

Luminaire Flux	7888 lm	Luminaire Power	60.1 W	Efficacy	131.243 lm/W	Efficiency	70.58%
Source Flux	11176 lm	Maximum value	271.50 cd/klm	Position	C=0.00 G=0.00	CG	Double Symmetrical

UGR
S = 0.250

Reflectancies										
Ceiling/Cavity	0.7	0.7	0.5	0.5	0.3	0.7	0.7	0.5	0.5	0.3
Walls	0.5	0.3	0.5	0.3	0.3	0.5	0.3	0.5	0.3	0.3
Working Plane	0.2	0.2	0.2	0.2	0.2	0.2	0.2	0.2	0.2	0.2
Room Dimensions	Lateral View					Viewed Endwise				
x=2H y=2H	15.0	15.9	15.6	16.5	17.2	15.6	16.5	16.2	17.1	17.8
x=2H y=3H	15.5	16.3	16.1	16.9	17.6	16.1	17.0	16.8	17.6	18.3
x=2H y=4H	15.7	16.4	16.3	17.1	17.8	16.4	17.1	17.0	17.8	18.5
x=2H y=6H	15.8	16.5	16.4	17.1	17.9	16.5	17.2	17.2	17.9	18.6
x=2H y=8H	15.8	16.4	16.4	17.1	17.9	16.6	17.2	17.2	17.9	18.7
x=2H y=12H	15.7	16.4	16.4	17.0	17.8	16.6	17.2	17.3	17.9	18.6
x=4H y=2H	15.1	15.8	15.7	16.5	17.2	15.6	16.4	16.2	17.0	17.7
x=4H y=3H	15.7	16.3	16.4	17.0	17.8	16.3	16.9	17.0	17.6	18.4
x=4H y=4H	15.9	16.5	16.6	17.2	18.0	16.6	17.1	17.3	17.9	18.7
x=4H y=6H	16.1	16.6	16.8	17.3	18.2	16.8	17.3	17.6	18.0	18.9
x=4H y=8H	16.2	16.6	16.9	17.3	18.2	16.9	17.4	17.7	18.1	19.0
x=4H y=12H	16.2	16.6	16.9	17.3	18.2	17.0	17.4	17.7	18.1	19.0
x=8H y=4H	15.9	16.4	16.7	17.1	18.0	16.6	17.0	17.3	17.7	18.6
x=8H y=6H	16.2	16.6	17.0	17.3	18.3	16.9	17.3	17.7	18.0	19.0
x=8H y=8H	16.3	16.6	17.1	17.4	18.3	17.1	17.4	17.9	18.2	19.1
x=8H y=12H	16.4	16.6	17.2	17.4	18.4	17.2	17.4	18.0	18.2	19.2
x=12H y=4H	15.9	16.3	16.7	17.0	17.9	16.5	16.9	17.3	17.7	18.6
x=12H y=6H	16.2	16.5	17.0	17.3	18.2	16.9	17.2	17.7	18.0	18.9
x=12H y=8H	16.3	16.6	17.1	17.4	18.4	17.1	17.3	17.9	18.1	19.1

Luminaire

Code 90714L102

Name ROFY 60 SQ D/I L1078W286 GCONTROL+ K3 840 HO

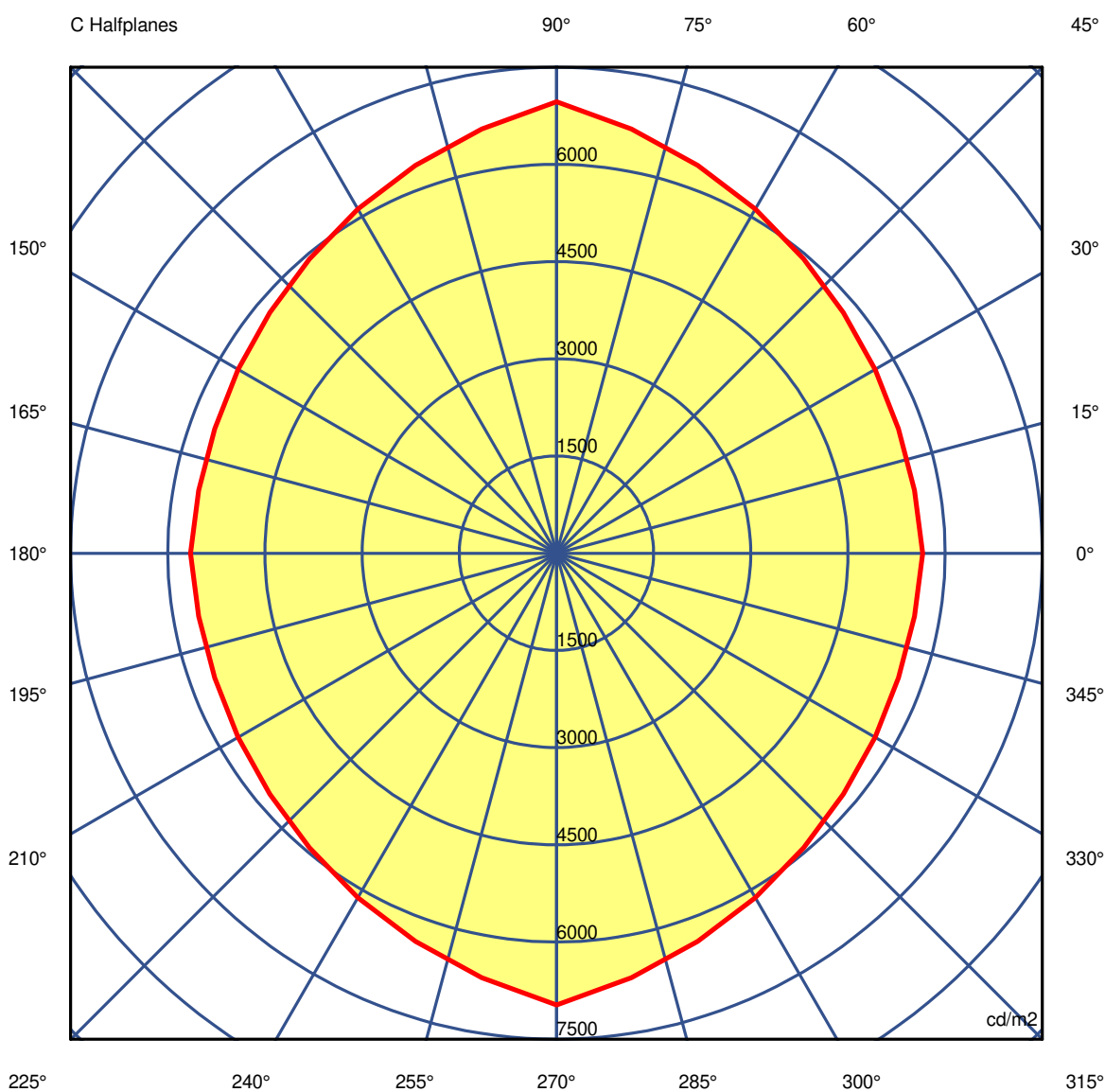
Measurem.

Code 8/8/2023

Name ROFY 60 SQ D/I L1078W286 GCONTROL+ K3 840 HO

Luminaire Flux	7888 lm	Luminaire Power	60.1 W	Efficacy	131.243 lm/W	Efficiency	70.58%
Source Flux	11176 lm	Maximum value	271.50 cd/klm	Position	C=0.00 G=0.00	CG Double Symmetrical	

Luminance



45.0°

Luminaire

Code 90714L102

Name ROFY 60 SQ D/I L1078W286 GCONTROL+ K3 840 HO

Measurement

Code 8/8/2023

Name ROFY 60 SQ D/I L1078W286 GCONTROL+ K3 840 HO

Luminaire Flux	7888 lm		Luminaire Power		60.1 W		Efficacy		131.243 lm/W		Efficiency		70.58%	
Source Flux	11176 lm		Maximum value		271.50 cd/klm		Position		C=0.00 G=0.00		CG		Double Symmetrical	
Luminance cd/m2														
Table 1/3														
	C 0.00	C 10.00	C 20.00	C 30.00	C 40.00	C 50.00	C 60.00	C 70.00	C 80.00	C 90.00	C 100.00	C 110.00	C 120.00	
G 0.0	10782	10782	10782	10782	10782	10782	10782	10782	10782	10782	10782	10782	10782	
G 5.0	10443	10442	10441	10446	10467	10492	10516	10552	10602	10664	10602	10552	10516	
G 10.0	10017	10021	10023	10033	10074	10128	10185	10258	10352	10465	10352	10258	10185	
G 15.0	9555	9533	9530	9549	9609	9684	9772	9892	10034	10186	10034	9892	9772	
G 20.0	9029	9000	8991	9003	9063	9159	9283	9443	9635	9850	9635	9443	9283	
G 25.0	8405	8371	8366	8391	8474	8598	8752	8938	9154	9397	9154	8938	8752	
G 30.0	7712	7674	7679	7737	7854	7987	8143	8330	8559	8839	8559	8330	8143	
G 35.0	6996	6969	6987	7058	7188	7341	7506	7699	7935	8216	7935	7699	7506	
G 40.0	6304	6285	6308	6376	6493	6645	6825	7042	7298	7596	7298	7042	6825	
G 45.0	5652	5608	5617	5676	5779	5933	6135	6373	6649	6971	6649	6373	6135	
G 50.0	4474	4526	4595	4601	4500	4662	5075	5289	5520	5785	5520	5289	5075	
G 55.0	3480	3768	3652	3184	2833	2827	3312	4239	4788	4677	4788	4239	3312	
G 60.0	2756	2817	2524	2123	2246	2357	2456	3107	3675	3828	3675	3107	2456	
G 65.0	2186	2128	1928	1628	1835	1957	1927	2360	2794	2934	2794	2360	1927	
G 70.0	1428	1586	1625	1521	1383	1456	1745	1989	2155	2292	2155	1989	1745	
G 75.0	1225	1259	1200	1118	1192	1272	1356	1593	1867	2113	1867	1593	1356	
G 80.0	886	940	984	1014	1050	1123	1233	1351	1480	1650	1480	1351	1233	
G 85.0	607	663	708	720	701	753	893	1014	1106	1211	1106	1014	893	
G 90.0	435	408	389	376	366	368	381	389	411	494	411	389	381	

Luminaire

Code 90714L102

Name ROFY 60 SQ D/I L1078W286 GCONTROL+ K3 840 HO

Measurem.

Code 8/8/2023

Name ROFY 60 SQ D/I L1078W286 GCONTROL+ K3 840 HO

Luminaire Flux	7888 lm		Luminaire Power		60.1 W		Efficacy		131.243 lm/W		Efficiency		70.58%	
Source Flux	11176 lm		Maximum value		271.50 cd/klm		Position		C=0.00 G=0.00		CG		Double Symmetrical	
Luminance cd/m2														
Table 2/3														
	C 130.00	C 140.00	C 150.00	C 160.00	C 170.00	C 180.00	C 190.00	C 200.00	C 210.00	C 220.00	C 230.00	C 240.00	C 250.00	
G 0.0	10782	10782	10782	10782	10782	10782	10782	10782	10782	10782	10782	10782	10782	
G 5.0	10492	10467	10446	10441	10442	10443	10442	10441	10446	10467	10492	10516	10552	
G 10.0	10128	10074	10033	10023	10021	10017	10021	10023	10033	10074	10128	10185	10258	
G 15.0	9684	9609	9549	9530	9533	9555	9533	9530	9549	9609	9684	9772	9892	
G 20.0	9159	9063	9003	8991	9000	9029	9000	8991	9003	9063	9159	9283	9443	
G 25.0	8598	8474	8391	8366	8371	8405	8371	8366	8391	8474	8598	8752	8938	
G 30.0	7987	7854	7737	7679	7674	7712	7674	7679	7737	7854	7987	8143	8330	
G 35.0	7341	7188	7058	6987	6969	6996	6969	6987	7058	7188	7341	7506	7699	
G 40.0	6645	6493	6376	6308	6285	6304	6285	6308	6376	6493	6645	6825	7042	
G 45.0	5933	5779	5676	5617	5608	5652	5608	5617	5676	5779	5933	6135	6373	
G 50.0	4662	4500	4601	4595	4526	4474	4526	4595	4601	4500	4662	5075	5289	
G 55.0	2827	2833	3184	3652	3768	3480	3768	3652	3184	2833	2827	3312	4239	
G 60.0	2357	2246	2123	2524	2817	2756	2817	2524	2123	2246	2357	2456	3107	
G 65.0	1957	1835	1628	1928	2128	2186	2128	1928	1628	1835	1957	1927	2360	
G 70.0	1456	1383	1521	1625	1586	1428	1586	1625	1521	1383	1456	1745	1989	
G 75.0	1272	1192	1118	1200	1259	1225	1259	1200	1118	1192	1272	1356	1593	
G 80.0	1123	1050	1014	984	940	886	940	984	1014	1050	1123	1233	1351	
G 85.0	753	701	720	708	663	607	663	708	720	701	753	893	1014	
G 90.0	368	366	376	389	408	435	408	389	376	366	368	381	389	

Luminaire

Code 90714L102

Name ROFY 60 SQ D/I L1078W286 GCONTROL+ K3 840 HO

Measurem.

Code 8/8/2023

Name ROFY 60 SQ D/I L1078W286 GCONTROL+ K3 840 HO

Luminaire Flux	7888 lm	Luminaire Power	60.1 W	Efficacy	131.243 lm/W	Efficiency	70.58%
Source Flux	11176 lm	Maximum value	271.50 cd/klm	Position	C=0.00 G=0.00	CG	Double Symmetrical

Luminance cd/m2 Table 3/3

	C 260.00	C 270.00	C 280.00	C 290.00	C 300.00	C 310.00	C 320.00	C 330.00	C 340.00	C 350.00
G 0.0	10782	10782	10782	10782	10782	10782	10782	10782	10782	10782
G 5.0	10602	10664	10602	10552	10516	10492	10467	10446	10441	10442
G 10.0	10352	10465	10352	10258	10185	10128	10074	10033	10023	10021
G 15.0	10034	10186	10034	9892	9772	9684	9609	9549	9530	9533
G 20.0	9635	9850	9635	9443	9283	9159	9063	9003	8991	9000
G 25.0	9154	9397	9154	8938	8752	8598	8474	8391	8366	8371
G 30.0	8559	8839	8559	8330	8143	7987	7854	7737	7679	7674
G 35.0	7935	8216	7935	7699	7506	7341	7188	7058	6987	6969
G 40.0	7298	7596	7298	7042	6825	6645	6493	6376	6308	6285
G 45.0	6649	6971	6649	6373	6135	5933	5779	5676	5617	5608
G 50.0	5520	5785	5520	5289	5075	4862	4500	4601	4595	4526
G 55.0	4788	4677	4788	4239	3312	2827	2833	3184	3652	3768
G 60.0	3675	3828	3675	3107	2456	2357	2246	2123	2524	2817
G 65.0	2794	2934	2794	2360	1927	1957	1835	1628	1928	2128
G 70.0	2155	2292	2155	1989	1745	1456	1383	1521	1625	1586
G 75.0	1867	2113	1867	1593	1356	1272	1192	1118	1200	1259
G 80.0	1480	1650	1480	1351	1233	1123	1050	1014	984	940
G 85.0	1106	1211	1106	1014	893	753	701	720	708	663
G 90.0	411	494	411	389	381	368	366	376	389	408