

Luminaire

Code 90714L550

Name ROFY 60 SQ D/I L0550W550 GCONTROL+ K3 840 HO

Measurem.

Code 8/8/2023

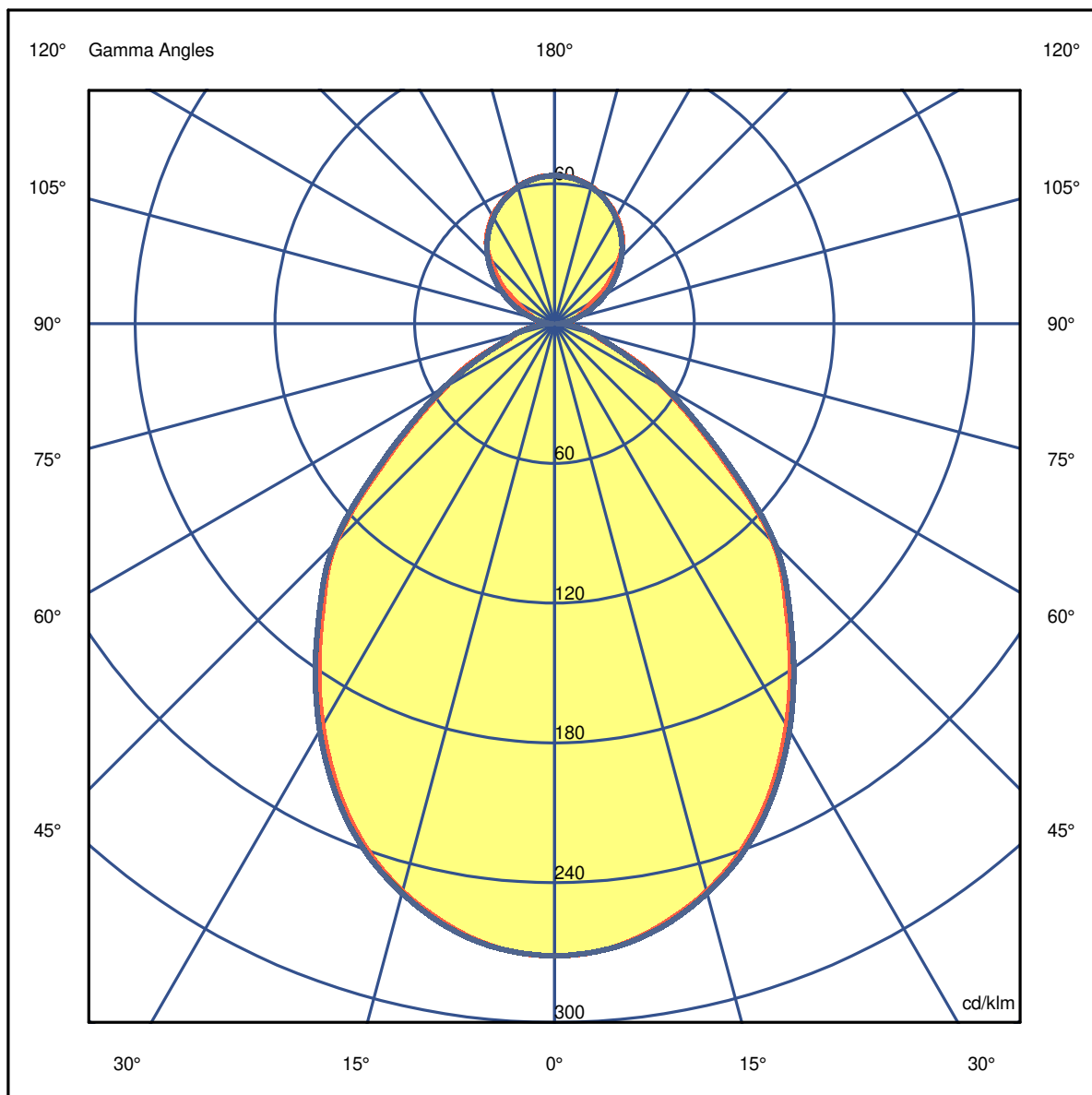
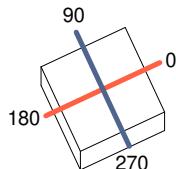
Name ROFY 60 SQ D/I L0550W550 GCONTROL+ K3 840 HO

Luminaire Flux	7707 lm	Luminaire Power	60.1 W	Efficacy	128.237 lm/W	Efficiency	70.58%
Source Flux	10920 lm	Maximum value	271.50 cd/klm	Position	C=0.00 G=0.00	CG	Double Symmetrical

550mm x 550mm

C Halfplanes

180.0 ————— 0.0
270.0 ————— 90.0



Luminaire

Code 90714L550

Name ROFY 60 SQ D/I L0550W550 GCONTROL+ K3 840 HO

Measurem.

Code 8/8/2023

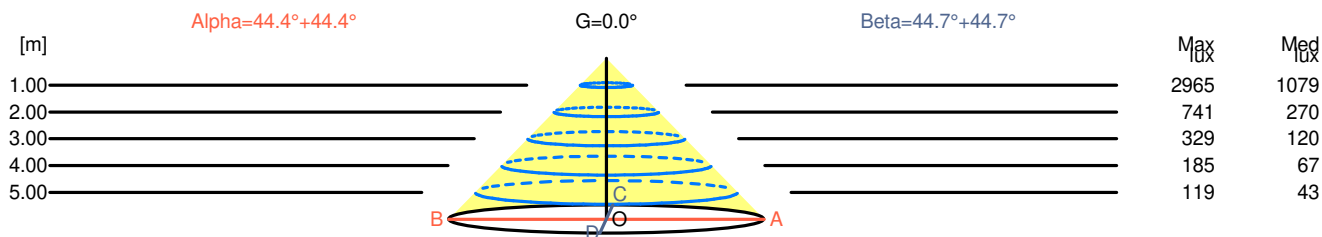
Name ROFY 60 SQ D/I L0550W550 GCONTROL+ K3 840 HO

Luminaire Flux	7707 lm	Luminaire Power	60.1 W	Efficacy	128.237 lm/W	Efficiency	70.58%
Source Flux	10920 lm	Maximum value	271.50 cd/klm	Position	C=0.00 G=0.00	CG	Double Symmetrical

Width at 50.00 % of Max Intensity

H[m]	1.00	2.00	3.00	4.00	5.00	H[m]	1.00	2.00	3.00	4.00	5.00
OA	0.98	1.96	2.94	3.92	4.90	OC	0.99	1.98	2.97	3.96	4.94
OB	0.98	1.96	2.94	3.92	4.90	OD	0.99	1.98	2.97	3.96	4.94

	0	5	15	25	35	45	55	65	75	85
OA	2964.78	2940.76	2755.12	2406.77	1928.47	1450.18	799.34	428.06	191.10	67.70
OB	2964.78	2940.76	2755.12	2406.77	1928.47	1450.18	799.34	428.06	191.10	67.70
OC	2964.78	2941.85	2763.85	2429.70	1954.68	1464.37	822.28	399.67	195.47	55.69
OD	2964.78	2941.85	2763.85	2429.70	1954.68	1464.37	822.28	399.67	195.47	55.69



H[m]	D[m]	Max lux	Med lux	Alpha=44.4°+44.4°	G=0.0	
1.00	1.96	2965	1079			
2.00	3.92	741	270			
3.00	5.88	329	120			
4.00	7.84	185	67			
5.00	9.80	119	43			

H[m]	D[m]	Max lux	Med lux	Beta=44.7°+44.7°	G=0.0	
1.00	1.98	2965	1079			
2.00	3.96	741	270			
3.00	5.93	329	120			
4.00	7.91	185	67			
5.00	9.89	119	43			

Luminaire

Code 90714L550

Name ROFY 60 SQ D/I L0550W550 GCONTROL+ K3 840 HO

Measurem.

Code 8/8/2023

Name ROFY 60 SQ D/I L0550W550 GCONTROL+ K3 840 HO

Luminaire Flux	7707 lm	Luminaire Power	60.1 W	Efficacy	128.237 lm/W	Efficiency	70.58%
Source Flux	10920 lm	Maximum value	271.50 cd/klm	Position	C=0.00 G=0.00	CG	Double Symmetrical

UGR
S = 0.250

Reflectancies										
Ceiling/Cavity	0.7	0.7	0.5	0.5	0.3	0.7	0.7	0.5	0.5	0.3
Walls	0.5	0.3	0.5	0.3	0.3	0.5	0.3	0.5	0.3	0.3
Working Plane	0.2	0.2	0.2	0.2	0.2	0.2	0.2	0.2	0.2	0.2
Room Dimensions										
Room Dimensions	Lateral View					Viewed Endwise				
x=2H y=2H	15.4	16.3	16.0	16.8	17.5	15.4	16.4	16.0	16.9	17.6
x=2H y=3H	15.9	16.7	16.5	17.3	18.0	15.9	16.8	16.6	17.4	18.1
x=2H y=4H	16.1	16.8	16.7	17.5	18.2	16.1	16.9	16.8	17.5	18.3
x=2H y=6H	16.2	16.9	16.9	17.6	18.3	16.3	17.0	16.9	17.6	18.4
x=2H y=8H	16.2	16.9	16.9	17.6	18.4	16.3	16.9	17.0	17.6	18.4
x=2H y=12H	16.3	16.9	16.9	17.5	18.3	16.3	16.9	17.0	17.6	18.3
x=4H y=2H	15.4	16.1	16.0	16.8	17.5	15.5	16.2	16.1	16.9	17.6
x=4H y=3H	16.1	16.7	16.7	17.4	18.1	16.1	16.7	16.8	17.4	18.2
x=4H y=4H	16.3	16.9	17.1	17.6	18.4	16.4	16.9	17.1	17.7	18.5
x=4H y=6H	16.6	17.1	17.3	17.8	18.6	16.6	17.1	17.3	17.8	18.7
x=4H y=8H	16.7	17.1	17.4	17.8	18.7	16.7	17.1	17.4	17.8	18.7
x=4H y=12H	16.7	17.1	17.5	17.8	18.7	16.7	17.1	17.5	17.8	18.7
x=8H y=4H	16.3	16.8	17.1	17.5	18.4	16.4	16.8	17.1	17.6	18.4
x=8H y=6H	16.7	17.0	17.5	17.8	18.7	16.7	17.1	17.5	17.8	18.8
x=8H y=8H	16.8	17.1	17.6	17.9	18.8	16.8	17.1	17.6	17.9	18.9
x=8H y=12H	16.9	17.2	17.7	18.0	18.9	16.9	17.2	17.7	18.0	18.9
x=12H y=4H	16.3	16.7	17.1	17.5	18.4	16.4	16.7	17.1	17.5	18.4
x=12H y=6H	16.7	17.0	17.5	17.8	18.7	16.7	17.0	17.5	17.8	18.7
x=12H y=8H	16.8	17.1	17.6	17.9	18.9	16.8	17.1	17.7	17.9	18.9

Luminaire

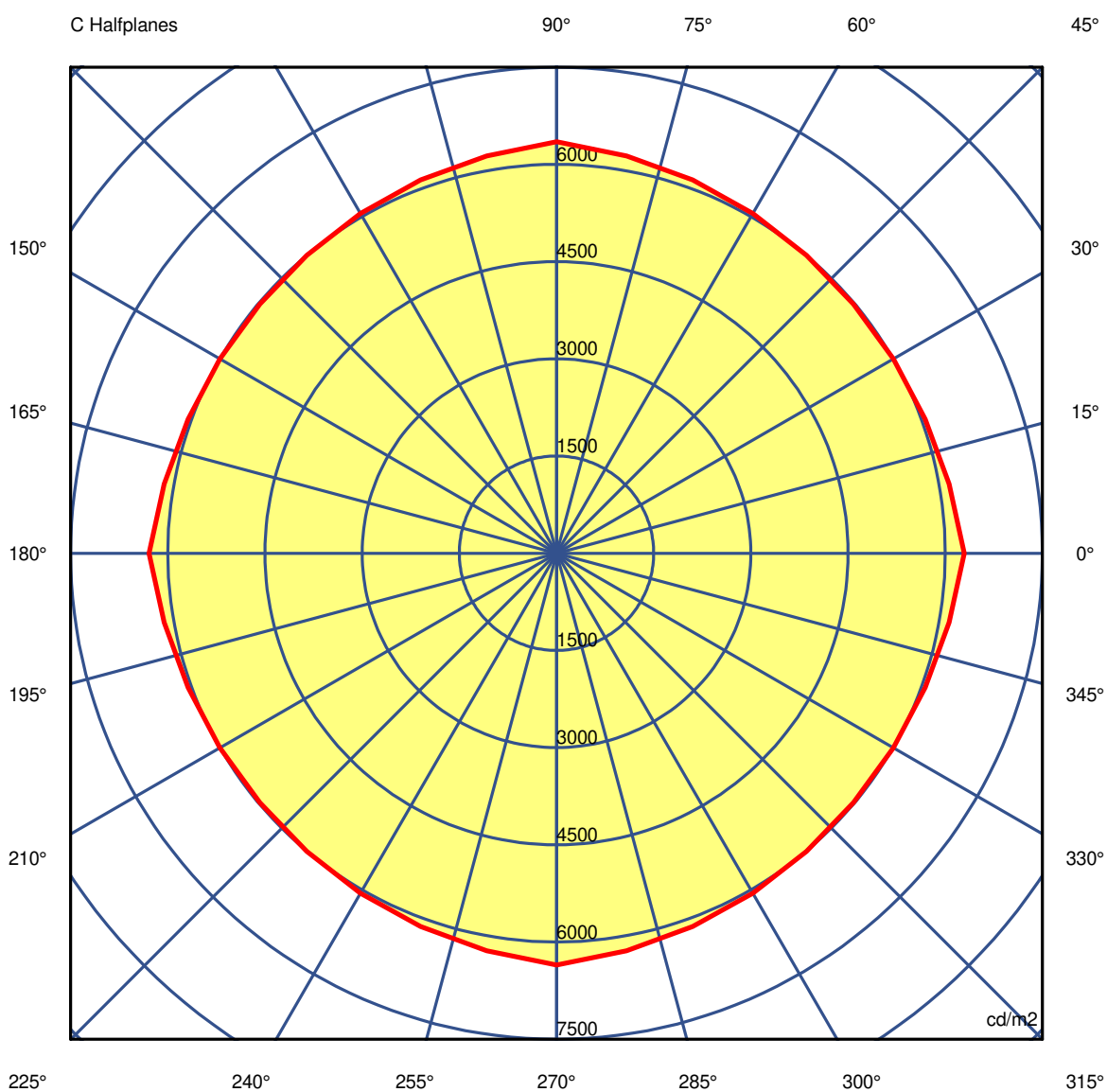
Code 90714L550
Name ROFY 60 SQ D/I L0550W550 GCONTROL+ K3 840 HO

Measurem.

Code 8/8/2023
Name ROFY 60 SQ D/I L0550W550 GCONTROL+ K3 840 HO

Luminaire Flux	7707 lm	Luminaire Power	60.1 W	Efficacy	128.237 lm/W	Efficiency	70.58%
Source Flux	10920 lm	Maximum value	271.50 cd/klm	Position	C=0.00 G=0.00	CG Double Symmetrical	

Luminance



45.0°

Luminaire

Code 90714L550

Name ROFY 60 SQ D/I L0550W550 GCONTROL+ K3 840 HO

Measurem.

Code 8/8/2023

Name ROFY 60 SQ D/I L0550W550 GCONTROL+ K3 840 HO

Luminaire Flux	7707 lm		Luminaire Power		60.1 W		Efficacy		128.237 lm/W		Efficiency		70.58%	
Source Flux	10920 lm		Maximum value		271.50 cd/klm		Position		C=0.00 G=0.00		CG		Double Symmetrical	
Luminance cd/m2 Table 1/3														
	C 0.00	C 10.00	C 20.00	C 30.00	C 40.00	C 50.00	C 60.00	C 70.00	C 80.00	C 90.00	C 100.00	C 110.00	C 120.00	
G 0.0	10555	10555	10555	10555	10555	10555	10555	10555	10555	10555	10555	10555	10555	
G 5.0	10364	10348	10329	10311	10308	10307	10304	10311	10333	10367	10333	10311	10304	
G 10.0	10073	10049	10016	9984	9980	9984	9988	10006	10045	10104	10045	10006	9988	
G 15.0	9736	9673	9619	9580	9574	9578	9591	9633	9694	9767	9694	9633	9591	
G 20.0	9323	9239	9166	9104	9083	9090	9119	9179	9267	9377	9267	9179	9119	
G 25.0	8796	8697	8615	8554	8542	8562	8605	8672	8765	8880	8765	8672	8605	
G 30.0	8184	8072	7991	7954	7965	7983	8014	8067	8155	8287	8155	8067	8014	
G 35.0	7535	7426	7351	7320	7336	7365	7394	7441	7521	7637	7521	7441	7394	
G 40.0	6897	6790	6715	6674	6672	6693	6730	6791	6879	6996	6879	6791	6730	
G 45.0	6292	6152	6056	6002	5983	6002	6057	6131	6228	6354	6228	6131	6057	
G 50.0	5077	5048	5025	4920	4697	4739	5016	5075	5134	5209	5134	5075	5016	
G 55.0	4037	4283	4057	3449	2985	2890	3278	4054	4417	4152	4417	4054	3278	
G 60.0	3280	3274	2857	2333	2392	2425	2435	2960	3356	3341	3356	2960	2435	
G 65.0	2683	2539	2230	1821	1979	2029	1915	2239	2520	2505	2520	2239	1915	
G 70.0	1823	1956	1932	1738	1516	1525	1738	1876	1913	1901	1913	1876	1738	
G 75.0	1644	1620	1478	1314	1334	1349	1355	1491	1622	1682	1622	1491	1355	
G 80.0	1278	1284	1271	1238	1208	1211	1238	1251	1244	1231	1244	1251	1238	
G 85.0	976	989	982	929	840	834	904	922	880	803	880	922	904	
G 90.0	848	706	608	532	470	426	390	343	292	242	292	343	390	

Luminaire

Code 90714L550

Name ROFY 60 SQ D/I L0550W550 GCONTROL+ K3 840 HO

Measurem.

Code 8/8/2023

Name ROFY 60 SQ D/I L0550W550 GCONTROL+ K3 840 HO

Luminaire Flux	7707 lm		Luminaire Power		60.1 W		Efficacy		128.237 lm/W		Efficiency		70.58%	
Source Flux	10920 lm		Maximum value		271.50 cd/klm		Position		C=0.00 G=0.00		CG		Double Symmetrical	
Luminance cd/m2														
Table 2/3														
	C 130.00	C 140.00	C 150.00	C 160.00	C 170.00	C 180.00	C 190.00	C 200.00	C 210.00	C 220.00	C 230.00	C 240.00	C 250.00	
G 0.0	10555	10555	10555	10555	10555	10555	10555	10555	10555	10555	10555	10555	10555	
G 5.0	10307	10308	10311	10329	10348	10364	10348	10329	10311	10308	10307	10304	10311	
G 10.0	9984	9980	9984	10016	10049	10073	10049	10016	9984	9980	9984	9988	10006	
G 15.0	9578	9574	9580	9619	9673	9736	9673	9619	9580	9574	9578	9591	9633	
G 20.0	9090	9083	9104	9166	9239	9323	9239	9166	9104	9083	9090	9119	9179	
G 25.0	8562	8542	8554	8615	8697	8796	8697	8615	8554	8542	8562	8605	8672	
G 30.0	7983	7965	7954	7991	8072	8184	8072	7991	7954	7965	7983	8014	8067	
G 35.0	7365	7336	7320	7351	7426	7535	7426	7351	7320	7336	7365	7394	7441	
G 40.0	6693	6672	6674	6715	6790	6897	6790	6715	6674	6672	6693	6730	6791	
G 45.0	6002	5983	6002	6056	6152	6292	6152	6056	6002	5983	6002	6057	6131	
G 50.0	4739	4697	4920	5025	5048	5077	5048	5025	4920	4697	4739	5016	5075	
G 55.0	2890	2985	3449	4057	4283	4037	4283	4057	3449	2985	2890	3278	4054	
G 60.0	2425	2392	2333	2857	3274	3280	3274	2857	2333	2392	2425	2435	2960	
G 65.0	2029	1979	1821	2230	2539	2683	2539	2230	1821	1979	2029	1915	2239	
G 70.0	1525	1516	1738	1932	1956	1823	1956	1932	1738	1516	1525	1738	1876	
G 75.0	1349	1334	1314	1478	1620	1644	1620	1478	1314	1334	1349	1355	1491	
G 80.0	1211	1208	1238	1271	1284	1278	1284	1271	1238	1208	1211	1238	1251	
G 85.0	834	840	929	982	989	976	989	982	929	840	834	904	922	
G 90.0	426	470	532	608	706	848	706	608	532	470	426	390	343	

Luminaire

Code 90714L550

Name ROFY 60 SQ D/I L0550W550 GCONTROL+ K3 840 HO

Measurem.

Code 8/8/2023

Name ROFY 60 SQ D/I L0550W550 GCONTROL+ K3 840 HO

Luminaire Flux	7707 lm	Luminaire Power	60.1 W	Efficacy	128.237 lm/W	Efficiency	70.58%
Source Flux	10920 lm	Maximum value	271.50 cd/klm	Position	C=0.00 G=0.00	CG	Double Symmetrical

Luminance cd/m2 Table 3/3

	C 260.00	C 270.00	C 280.00	C 290.00	C 300.00	C 310.00	C 320.00	C 330.00	C 340.00	C 350.00
G 0.0	10555	10555	10555	10555	10555	10555	10555	10555	10555	10555
G 5.0	10333	10367	10333	10311	10304	10307	10308	10311	10329	10348
G 10.0	10045	10104	10045	10006	9988	9984	9980	9984	10016	10049
G 15.0	9694	9767	9694	9633	9591	9578	9574	9580	9619	9673
G 20.0	9267	9377	9267	9179	9119	9090	9083	9104	9166	9239
G 25.0	8765	8880	8765	8672	8605	8562	8542	8554	8615	8697
G 30.0	8155	8287	8155	8067	8014	7983	7965	7954	7991	8072
G 35.0	7521	7637	7521	7441	7394	7365	7336	7320	7351	7426
G 40.0	6879	6996	6879	6791	6730	6693	6672	6674	6715	6790
G 45.0	6228	6354	6228	6131	6057	6002	5983	6002	6056	6152
G 50.0	5134	5209	5134	5075	5016	4739	4697	4920	5025	5048
G 55.0	4417	4152	4417	4054	3278	2890	2985	3449	4057	4283
G 60.0	3356	3341	3356	2960	2435	2425	2392	2333	2857	3274
G 65.0	2520	2505	2520	2239	1915	2029	1979	1821	2230	2539
G 70.0	1913	1901	1913	1876	1738	1525	1516	1738	1932	1956
G 75.0	1622	1682	1622	1491	1355	1349	1334	1314	1478	1620
G 80.0	1244	1231	1244	1251	1238	1211	1208	1238	1271	1284
G 85.0	880	803	880	922	904	834	840	929	982	989
G 90.0	292	242	292	343	390	426	470	532	608	706