

Luminaire

Code 90716L286

Name ROFY 60 SQ D/I L0286W286 LIGHT+ 830 HO

Measurem.

Code 8/8/2023

Name ROFY 60 SQ D/I L0286W286 LIGHT+ 830 HO

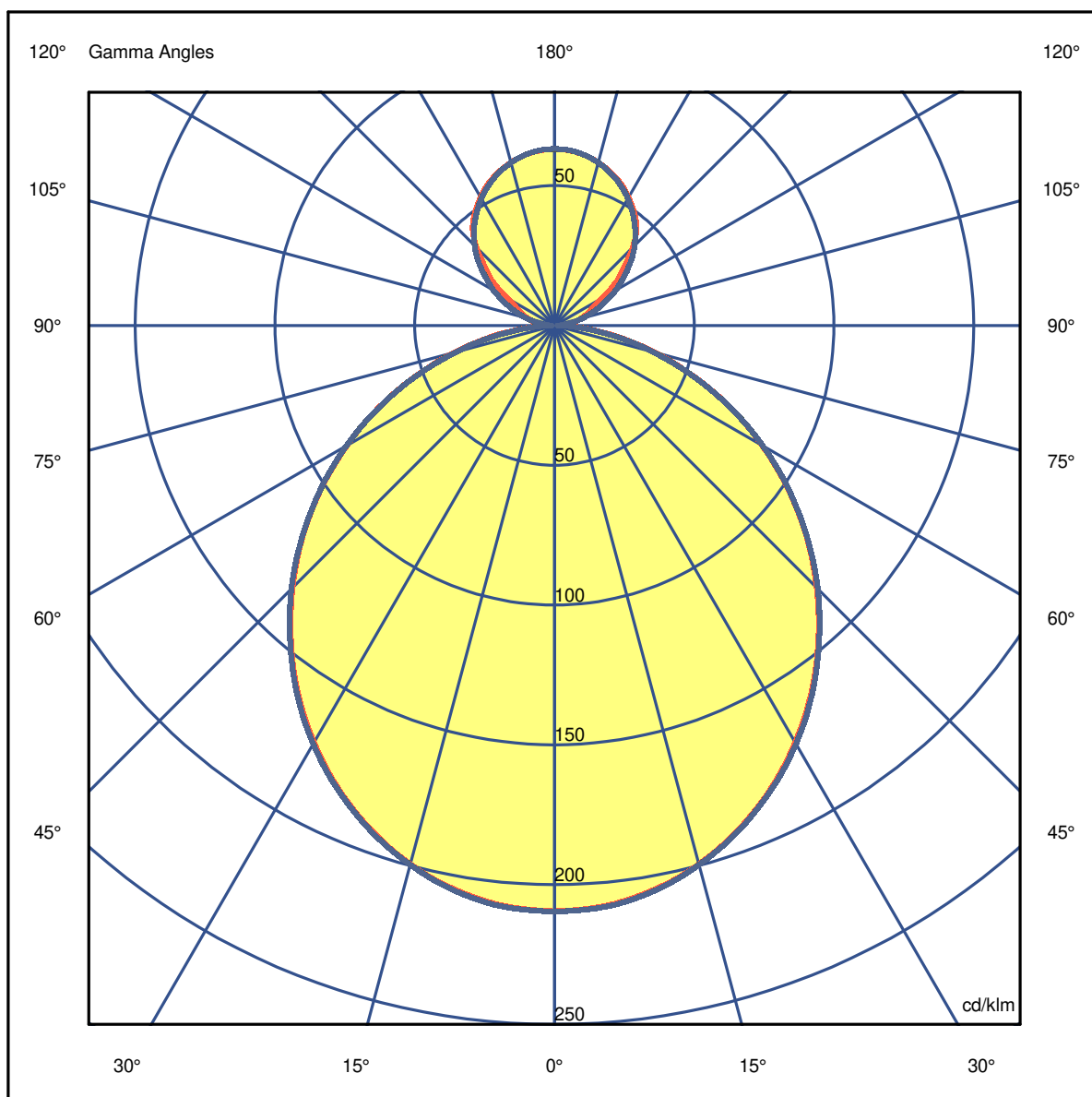
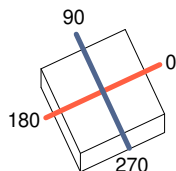
Luminaire Flux	2232 lm	Luminaire Power	17.8 W	Efficacy	125.300 lm/W	Efficiency	74.36%
Source Flux	3001 lm	Maximum value	209.50 cd/klm	Position	C=0.00 G=0.00	CG	Double Symmetrical

286mm x 286mm

C Halfplanes

180.0 ————— 0.0

270.0 ————— 90.0



Luminaire

Code 90716L286
Name ROFY 60 SQ D/I L0286W286 LIGHT+ 830 HO

Measurem.

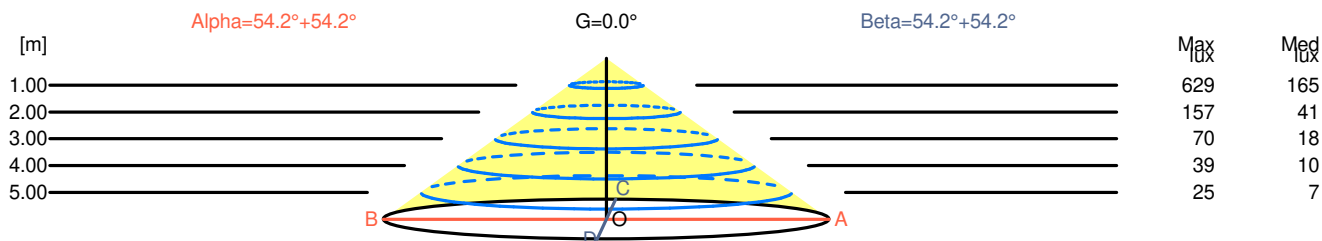
Code 8/8/2023
Name ROFY 60 SQ D/I L0286W286 LIGHT+ 830 HO

Luminaire Flux	2232 lm	Luminaire Power	17.8 W	Efficacy	125.300 lm/W	Efficiency	74.36%
Source Flux	3001 lm	Maximum value	209.50 cd/klm	Position	C=0.00 G=0.00	CG	Double Symmetrical

Width at 50.00 % of Max Intensity

H[m]	1.00	2.00	3.00	4.00	5.00	H[m]	1.00	2.00	3.00	4.00	5.00
OA	1.38	2.77	4.15	5.54	6.92	OC	1.39	2.78	4.16	5.55	6.94
OB	1.38	2.77	4.15	5.54	6.92	OD	1.39	2.78	4.16	5.55	6.94

	0	5	15	25	35	45	55	65	75	85
OA	628.71	625.11	598.70	548.88	480.76	397.93	306.40	208.57	111.04	30.31
OB	628.71	625.11	598.70	548.88	480.76	397.93	306.40	208.57	111.04	30.31
OC	628.71	626.31	599.30	550.08	482.26	399.73	307.00	208.27	108.94	27.01
OD	628.71	626.31	599.30	550.08	482.26	399.73	307.00	208.27	108.94	27.01



H[m]	D[m]	Max lux	Med lux	Alpha=54.2°+54.2°	G=0.0
1.00	2.77	629	165		
2.00	5.54	157	41		
3.00	8.31	70	18		
4.00	11.08	39	10		
5.00	13.85	25	7		

H[m]	D[m]	Max lux	Med lux	Beta=54.2°+54.2°	G=0.0
1.00	2.78	629	165		
2.00	5.55	157	41		
3.00	8.33	70	18		
4.00	11.10	39	10		
5.00	13.88	25	7		

Luminaire

Code 90716L286
Name ROFY 60 SQ D/I L0286W286 LIGHT+ 830 HO

Measurem.

Code 8/8/2023
Name ROFY 60 SQ D/I L0286W286 LIGHT+ 830 HO

Luminaire Flux	2232 lm	Luminaire Power	17.8 W	Efficacy	125.300 lm/W	Efficiency	74.36%
Source Flux	3001 lm	Maximum value	209.50 cd/klm	Position	C=0.00 G=0.00	CG	Double Symmetrical

UGR
S = 0.250

Reflectancies										
Ceiling/Cavity	0.7	0.7	0.5	0.5	0.3	0.7	0.7	0.5	0.5	0.3
Walls	0.5	0.3	0.5	0.3	0.3	0.5	0.3	0.5	0.3	0.3
Working Plane	0.2	0.2	0.2	0.2	0.2	0.2	0.2	0.2	0.2	0.2
Room Dimensions	Lateral View					Viewed Endwise				
x=2H y=2H	16.7	17.7	17.3	18.3	19.0	16.7	17.7	17.3	18.3	19.0
x=2H y=3H	17.9	18.8	18.5	19.4	20.1	17.9	18.8	18.5	19.4	20.1
x=2H y=4H	18.3	19.2	18.9	19.8	20.5	18.3	19.2	18.9	19.8	20.5
x=2H y=6H	18.5	19.3	19.2	20.0	20.7	18.5	19.3	19.2	20.0	20.7
x=2H y=8H	18.6	19.4	19.3	20.0	20.8	18.5	19.3	19.2	20.0	20.7
x=2H y=12H	18.6	19.3	19.3	20.0	20.8	18.5	19.3	19.2	19.9	20.7
x=4H y=2H	17.1	18.0	17.7	18.6	19.3	17.1	18.0	17.8	18.6	19.4
x=4H y=3H	18.5	19.2	19.1	19.9	20.6	18.4	19.2	19.1	19.9	20.6
x=4H y=4H	19.0	19.6	19.7	20.3	21.1	19.0	19.6	19.7	20.3	21.1
x=4H y=6H	19.3	19.9	20.0	20.6	21.4	19.3	19.8	20.0	20.5	21.4
x=4H y=8H	19.4	19.9	20.1	20.6	21.5	19.3	19.9	20.1	20.6	21.4
x=4H y=12H	19.4	19.9	20.2	20.6	21.5	19.4	19.8	20.1	20.6	21.5
x=8H y=4H	19.1	19.6	19.8	20.3	21.2	19.1	19.6	19.8	20.3	21.2
x=8H y=6H	19.5	19.9	20.3	20.7	21.6	19.5	19.9	20.2	20.6	21.5
x=8H y=8H	19.6	20.0	20.4	20.8	21.7	19.6	19.9	20.4	20.7	21.6
x=8H y=12H	19.7	20.0	20.5	20.8	21.7	19.6	19.9	20.4	20.7	21.7
x=12H y=4H	19.1	19.5	19.8	20.3	21.2	19.0	19.5	19.8	20.3	21.1
x=12H y=6H	19.5	19.9	20.3	20.6	21.5	19.5	19.8	20.2	20.6	21.5
x=12H y=8H	19.6	19.9	20.4	20.7	21.7	19.6	19.9	20.4	20.7	21.6

Luminaire

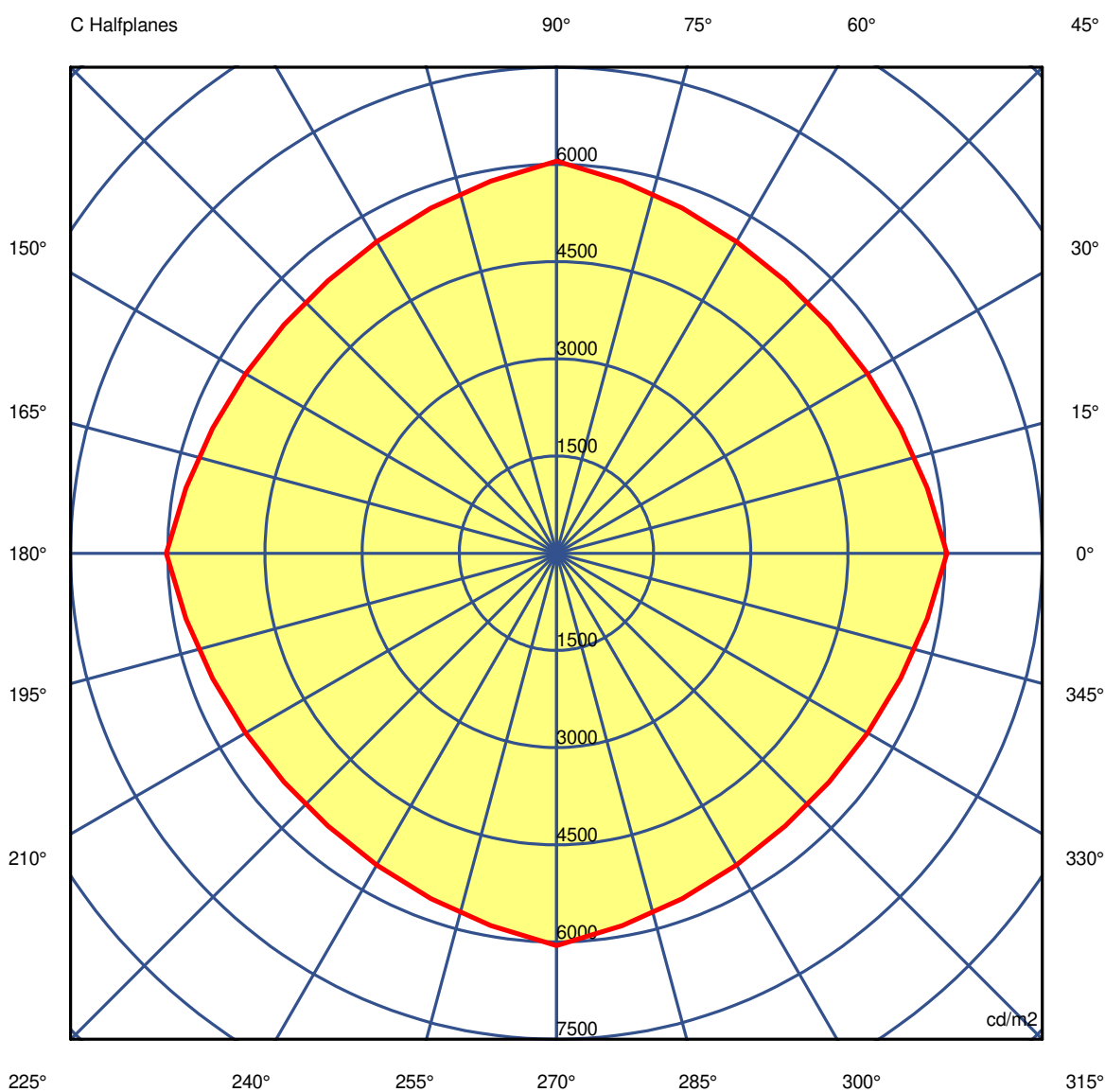
Code 90716L286
Name ROFY 60 SQ D/I L0286W286 LIGHT+ 830 HO

Measurem.

Code 8/8/2023
Name ROFY 60 SQ D/I L0286W286 LIGHT+ 830 HO

Luminaire Flux	2232 lm	Luminaire Power	17.8 W	Efficacy	125.300 lm/W	Efficiency	74.36%
Source Flux	3001 lm	Maximum value	209.50 cd/klm	Position	C=0.00 G=0.00	CG	Double Symmetrical

Luminance



45.0°

Luminaire

Code 90716L286

Name ROFY 60 SQ D/I L0286W286 LIGHT+ 830 HO

Measurem.

Code 8/8/2023

Name ROFY 60 SQ D/I L0286W286 LIGHT+ 830 HO

Luminaire Flux	2232 lm		Luminaire Power		17.8 W		Efficacy		125.300 lm/W		Efficiency		74.36%	
Source Flux	3001 lm		Maximum value		209.50 cd/klm		Position		C=0.00 G=0.00		CG		Double Symmetrical	
Luminance cd/m2														
Table 1/3														
	C 0.00	C 10.00	C 20.00	C 30.00	C 40.00	C 50.00	C 60.00	C 70.00	C 80.00	C 90.00	C 100.00	C 110.00	C 120.00	
G 0.0	8886	8886	8886	8886	8886	8886	8886	8886	8886	8886	8886	8886	8886	8886
G 5.0	8627	8600	8573	8546	8529	8530	8546	8572	8604	8644	8604	8572	8546	8546
G 10.0	8354	8290	8239	8202	8181	8178	8194	8235	8295	8370	8295	8235	8194	8194
G 15.0	8069	7979	7906	7851	7815	7815	7851	7906	7981	8077	7981	7906	7851	7851
G 20.0	7763	7647	7553	7486	7454	7454	7486	7555	7653	7775	7653	7555	7486	7486
G 25.0	7449	7305	7196	7120	7078	7082	7127	7200	7311	7466	7311	7200	7127	7127
G 30.0	7120	6958	6832	6744	6698	6698	6744	6837	6971	7145	6971	6837	6744	6744
G 35.0	6778	6591	6449	6353	6305	6312	6369	6460	6600	6799	6600	6460	6369	6369
G 40.0	6409	6212	6061	5957	5905	5912	5973	6075	6225	6431	6225	6075	5973	5973
G 45.0	6027	5807	5649	5545	5489	5491	5553	5670	5836	6055	5836	5670	5553	5553
G 50.0	5624	5396	5227	5113	5058	5060	5117	5234	5407	5639	5407	5234	5117	5117
G 55.0	5184	4939	4764	4651	4599	4600	4655	4771	4948	5194	4948	4771	4655	4655
G 60.0	4685	4435	4262	4154	4093	4089	4149	4267	4445	4696	4445	4267	4149	4149
G 65.0	4139	3888	3712	3597	3539	3540	3597	3704	3877	4133	3877	3704	3597	3597
G 70.0	3487	3240	3079	2983	2929	2929	2983	3076	3230	3467	3230	3076	2983	2983
G 75.0	2765	2546	2393	2294	2255	2254	2288	2374	2513	2713	2513	2374	2288	2288
G 80.0	1972	1789	1661	1567	1513	1501	1532	1602	1718	1893	1718	1602	1532	1532
G 85.0	1056	940	855	788	757	745	748	781	844	941	844	781	748	748
G 90.0	491	407	360	330	297	268	243	211	182	159	182	211	243	243

Luminaire

Code 90716L286

Name ROFY 60 SQ D/I L0286W286 LIGHT+ 830 HO

Measurement

Code 8/8/2023

Name ROFY 60 SQ D/I L0286W286 LIGHT+ 830 HO

Luminaire Flux	2232 lm		Luminaire Power		17.8 W		Efficacy		125.300 lm/W		Efficiency		74.36%	
Source Flux	3001 lm		Maximum value		209.50 cd/klm		Position		C=0.00 G=0.00		CG		Double Symmetrical	
Luminance cd/m2														
Table 2/3														
	C 130.00	C 140.00	C 150.00	C 160.00	C 170.00	C 180.00	C 190.00	C 200.00	C 210.00	C 220.00	C 230.00	C 240.00	C 250.00	
G 0.0	8886	8886	8886	8886	8886	8886	8886	8886	8886	8886	8886	8886	8886	
G 5.0	8530	8529	8546	8573	8600	8627	8600	8573	8546	8529	8530	8546	8572	
G 10.0	8178	8181	8202	8239	8290	8354	8290	8239	8202	8181	8178	8194	8235	
G 15.0	7815	7815	7851	7906	7979	8069	7979	7906	7851	7815	7815	7851	7906	
G 20.0	7454	7454	7486	7553	7647	7763	7647	7553	7486	7454	7454	7486	7555	
G 25.0	7082	7078	7120	7196	7305	7449	7305	7196	7120	7078	7082	7127	7200	
G 30.0	6698	6698	6744	6832	6958	7120	6958	6832	6744	6698	6698	6744	6837	
G 35.0	6312	6305	6353	6449	6591	6778	6591	6449	6353	6305	6312	6369	6460	
G 40.0	5912	5905	5957	6061	6212	6409	6212	6061	5957	5905	5912	5973	6075	
G 45.0	5491	5489	5545	5649	5807	6027	5807	5649	5545	5489	5491	5553	5670	
G 50.0	5060	5058	5113	5227	5396	5624	5396	5227	5113	5058	5060	5117	5234	
G 55.0	4600	4599	4651	4764	4939	5184	4939	4764	4651	4599	4600	4655	4771	
G 60.0	4089	4093	4154	4262	4435	4685	4435	4262	4154	4093	4089	4149	4267	
G 65.0	3540	3539	3597	3712	3888	4139	3888	3712	3597	3539	3540	3597	3704	
G 70.0	2929	2929	2983	3079	3240	3487	3240	3079	2983	2929	2929	2983	3076	
G 75.0	2254	2255	2294	2393	2546	2765	2546	2393	2294	2255	2254	2288	2374	
G 80.0	1501	1513	1567	1661	1789	1972	1789	1661	1567	1513	1501	1532	1602	
G 85.0	745	757	788	855	940	1056	940	855	788	757	745	748	781	
G 90.0	268	297	330	360	407	491	407	360	330	297	268	243	211	

Luminaire

Code 90716L286

Name ROFY 60 SQ D/I L0286W286 LIGHT+ 830 HO

Measurem.

Code 8/8/2023

Name ROFY 60 SQ D/I L0286W286 LIGHT+ 830 HO

Luminaire Flux	2232 lm	Luminaire Power	17.8 W	Efficacy	125.300 lm/W	Efficiency	74.36%
Source Flux	3001 lm	Maximum value	209.50 cd/klm	Position	C=0.00 G=0.00	CG	Double Symmetrical

Luminance cd/m2 Table 3/3

	C 260.00	C 270.00	C 280.00	C 290.00	C 300.00	C 310.00	C 320.00	C 330.00	C 340.00	C 350.00
G 0.0	8886	8886	8886	8886	8886	8886	8886	8886	8886	8886
G 5.0	8604	8644	8604	8572	8546	8530	8529	8546	8573	8600
G 10.0	8295	8370	8295	8235	8194	8178	8181	8202	8239	8290
G 15.0	7981	8077	7981	7906	7851	7815	7815	7851	7906	7979
G 20.0	7653	7775	7653	7555	7486	7454	7454	7486	7553	7647
G 25.0	7311	7466	7311	7200	7127	7082	7078	7120	7196	7305
G 30.0	6971	7145	6971	6837	6744	6698	6698	6744	6832	6958
G 35.0	6600	6799	6600	6460	6369	6312	6305	6353	6449	6591
G 40.0	6225	6431	6225	6075	5973	5912	5905	5957	6061	6212
G 45.0	5836	6055	5836	5670	5553	5491	5489	5545	5649	5807
G 50.0	5407	5639	5407	5234	5117	5060	5058	5113	5227	5396
G 55.0	4948	5194	4948	4771	4655	4600	4599	4651	4764	4939
G 60.0	4445	4696	4445	4267	4149	4089	4093	4154	4262	4435
G 65.0	3877	4133	3877	3704	3597	3540	3539	3597	3712	3888
G 70.0	3230	3467	3230	3076	2983	2929	2929	2983	3079	3240
G 75.0	2513	2713	2513	2374	2288	2254	2255	2294	2393	2546
G 80.0	1718	1893	1718	1602	1532	1501	1513	1567	1661	1789
G 85.0	844	941	844	781	748	745	757	788	855	940
G 90.0	182	159	182	211	243	268	297	330	360	407