

Luminaire

Code 90716L550

Name ROFY 60 SQ D/I L0550W550 LIGHT+ K3 840 HO

Measurem.

Code 8/8/2023

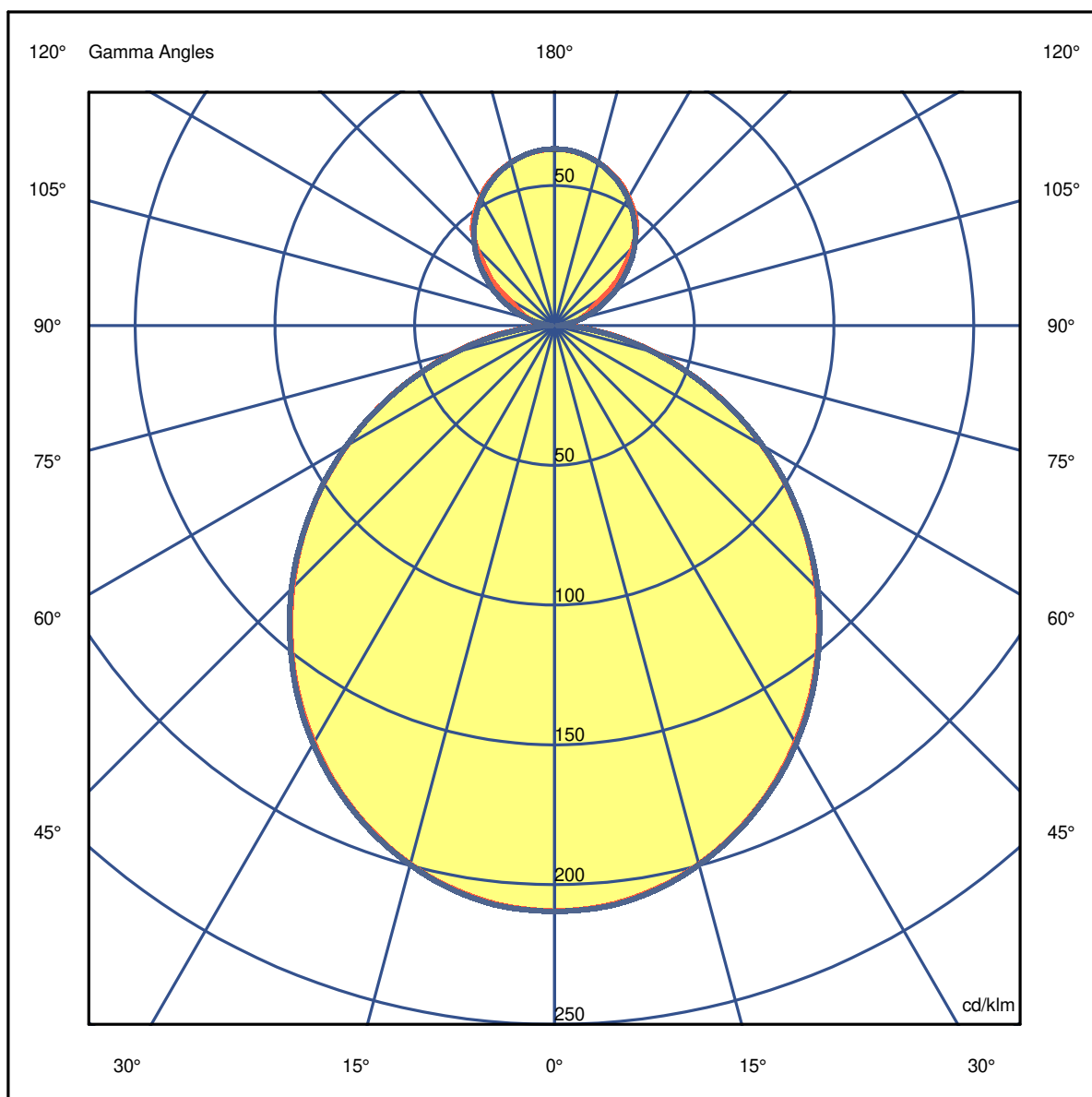
Name ROFY 60 SQ D/I L0550W550 LIGHT+ K3 840 HO

Luminaire Flux	8120 lm	Luminaire Power	60.1 W	Efficacy	135.113 lm/W	Efficiency	74.36%
Source Flux	10920 lm	Maximum value	209.50 cd/klm	Position	C=0.00 G=0.00	CG	Double Symmetrical

550mm x 550mm

C Halfplanes

180.0 ————— 0.0
270.0 ————— 90.0



Luminaire

Code 90716L550

Name ROFY 60 SQ D/I L0550W550 LIGHT+ K3 840 HO

Measurem.

Code 8/8/2023

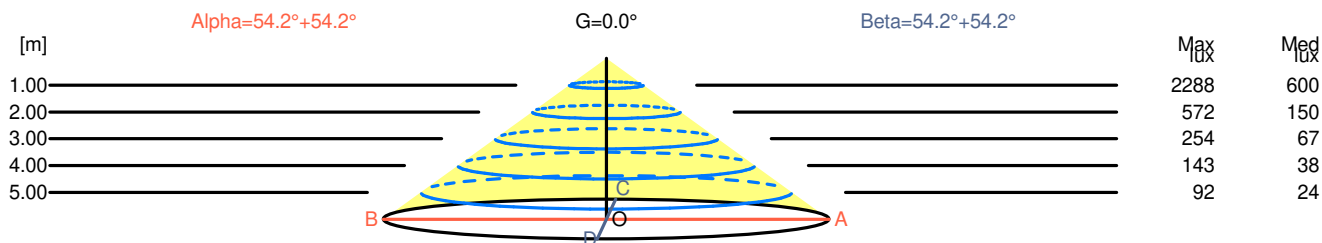
Name ROFY 60 SQ D/I L0550W550 LIGHT+ K3 840 HO

Luminaire Flux	8120 lm	Luminaire Power	60.1 W	Efficacy	135.113 lm/W	Efficiency	74.36%
Source Flux	10920 lm	Maximum value	209.50 cd/klm	Position	C=0.00 G=0.00	CG	Double Symmetrical

Width at 50.00 % of Max Intensity

H[m]	1.00	2.00	3.00	4.00	5.00	H[m]	1.00	2.00	3.00	4.00	5.00
OA	1.38	2.77	4.15	5.54	6.92	OC	1.39	2.78	4.16	5.55	6.94
OB	1.38	2.77	4.15	5.54	6.92	OD	1.39	2.78	4.16	5.55	6.94

	0	5	15	25	35	45	55	65	75	85
OA	2287.74	2274.64	2178.54	1997.27	1749.38	1447.99	1114.93	758.94	404.04	110.29
OB	2287.74	2274.64	2178.54	1997.27	1749.38	1447.99	1114.93	758.94	404.04	110.29
OC	2287.74	2279.00	2180.72	2001.64	1754.84	1454.54	1117.12	757.85	396.40	98.28
OD	2287.74	2279.00	2180.72	2001.64	1754.84	1454.54	1117.12	757.85	396.40	98.28



H[m]	D[m]	Max lux	Med lux	Alpha=54.2°+54.2°	G=0.0
1.00	2.77	2288	600		
2.00	5.54	572	150		
3.00	8.31	254	67		
4.00	11.08	143	38		
5.00	13.85	92	24		

H[m]	D[m]	Max lux	Med lux	Beta=54.2°+54.2°	G=0.0
1.00	2.78	2288	600		
2.00	5.55	572	150		
3.00	8.33	254	67		
4.00	11.10	143	38		
5.00	13.88	92	24		

Luminaire

Code 90716L550
Name ROFY 60 SQ D/I L0550W550 LIGHT+ K3 840 HO

Measurem.

Code 8/8/2023
Name ROFY 60 SQ D/I L0550W550 LIGHT+ K3 840 HO

Luminaire Flux	8120 lm	Luminaire Power	60.1 W	Efficacy	135.113 lm/W	Efficiency	74.36%
Source Flux	10920 lm	Maximum value	209.50 cd/klm	Position	C=0.00 G=0.00	CG	Double Symmetrical

UGR
S = 0.250

Reflectancies										
Ceiling/Cavity	0.7	0.7	0.5	0.5	0.3	0.7	0.7	0.5	0.5	0.3
Walls	0.5	0.3	0.5	0.3	0.3	0.5	0.3	0.5	0.3	0.3
Working Plane	0.2	0.2	0.2	0.2	0.2	0.2	0.2	0.2	0.2	0.2
Room Dimensions										
Lateral View						Viewed Endwise				
x=2H y=2H	17.1	18.1	17.6	18.7	19.3	17.1	18.1	17.7	18.7	19.3
x=2H y=3H	18.3	19.3	19.0	19.9	20.6	18.3	19.3	19.0	19.9	20.6
x=2H y=4H	18.8	19.7	19.5	20.3	21.1	18.8	19.7	19.4	20.3	21.0
x=2H y=6H	19.1	19.9	19.8	20.6	21.3	19.1	19.9	19.7	20.5	21.3
x=2H y=8H	19.2	19.9	19.9	20.6	21.4	19.1	19.9	19.8	20.6	21.3
x=2H y=12H	19.2	19.9	19.9	20.6	21.4	19.1	19.9	19.8	20.5	21.3
x=4H y=2H	17.5	18.4	18.2	19.0	19.8	17.5	18.4	18.2	19.0	19.8
x=4H y=3H	19.0	19.7	19.7	20.4	21.2	19.0	19.7	19.7	20.4	21.2
x=4H y=4H	19.6	20.2	20.3	20.9	21.7	19.6	20.2	20.3	20.9	21.7
x=4H y=6H	20.0	20.5	20.7	21.2	22.1	19.9	20.5	20.6	21.2	22.0
x=4H y=8H	20.1	20.6	20.8	21.3	22.2	20.0	20.5	20.8	21.2	22.1
x=4H y=12H	20.1	20.6	20.9	21.3	22.2	20.0	20.5	20.8	21.3	22.1
x=8H y=4H	19.7	20.2	20.5	20.9	21.8	19.7	20.2	20.4	20.9	21.8
x=8H y=6H	20.2	20.6	21.0	21.4	22.3	20.2	20.6	20.9	21.3	22.2
x=8H y=8H	20.3	20.7	21.1	21.5	22.4	20.3	20.7	21.1	21.4	22.3
x=8H y=12H	20.4	20.7	21.2	21.5	22.5	20.4	20.7	21.2	21.5	22.4
x=12H y=4H	19.7	20.2	20.4	20.9	21.8	19.7	20.1	20.4	20.9	21.8
x=12H y=6H	20.2	20.6	21.0	21.3	22.2	20.1	20.5	20.9	21.3	22.2
x=12H y=8H	20.4	20.7	21.2	21.5	22.4	20.3	20.6	21.1	21.4	22.4

Luminaire

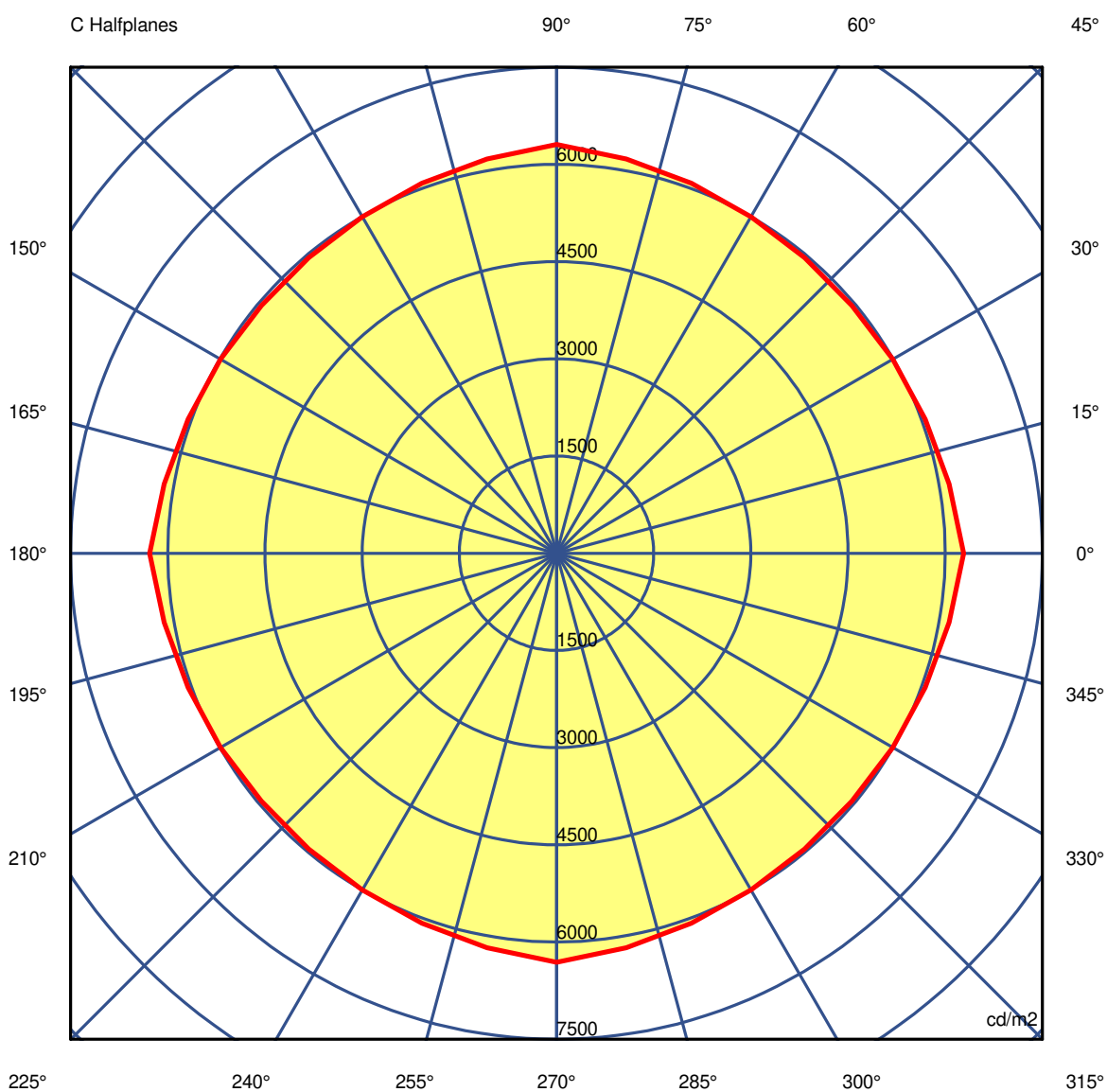
Code 90716L550
Name ROFY 60 SQ D/I L0550W550 LIGHT+ K3 840 HO

Measurem.

Code 8/8/2023
Name ROFY 60 SQ D/I L0550W550 LIGHT+ K3 840 HO

Luminaire Flux	8120 lm	Luminaire Power	60.1 W	Efficacy	135.113 lm/W	Efficiency	74.36%
Source Flux	10920 lm	Maximum value	209.50 cd/klm	Position	C=0.00 G=0.00	CG	Double Symmetrical

Luminance



45.0°

Luminaire

Code 90716L550

Name ROFY 60 SQ D/I L0550W550 LIGHT+ K3 840 HO

Measurement

Code 8/8/2023

Name ROFY 60 SQ D/I L0550W550 LIGHT+ K3 840 HO

Luminaire Flux	8120 lm	Luminaire Power	60.1 W	Efficacy	135.113 lm/W	Efficiency	74.36%						
Source Flux	10920 lm	Maximum value	209.50 cd/klm	Position	C=0.00 G=0.00	CG	Double Symmetrical						
Luminance cd/m2													
Table 1/3													
	C 0.00	C 10.00	C 20.00	C 30.00	C 40.00	C 50.00	C 60.00	C 70.00	C 80.00	C 90.00	C 100.00	C 110.00	C 120.00
G 0.0	8144	8144	8144	8144	8144	8144	8144	8144	8144	8144	8144	8144	8144
G 5.0	8016	8008	7996	7980	7968	7969	7980	7994	8012	8032	8012	7994	7980
G 10.0	7866	7838	7814	7795	7784	7780	7788	7810	7842	7881	7842	7810	7788
G 15.0	7698	7657	7622	7592	7569	7569	7592	7622	7659	7706	7659	7622	7592
G 20.0	7505	7449	7401	7364	7347	7347	7364	7403	7456	7517	7456	7403	7364
G 25.0	7299	7226	7168	7126	7101	7105	7134	7173	7232	7315	7232	7173	7134
G 30.0	7075	6991	6922	6870	6843	6842	6870	6926	7004	7099	7004	6926	6870
G 35.0	6835	6731	6650	6592	6562	6570	6608	6660	6741	6856	6741	6660	6608
G 40.0	6566	6456	6367	6302	6269	6276	6319	6381	6470	6589	6470	6381	6319
G 45.0	6282	6151	6054	5989	5952	5953	5998	6076	6180	6311	6180	6076	5998
G 50.0	5976	5836	5727	5649	5612	5614	5654	5735	5848	5991	5848	5735	5654
G 55.0	5630	5469	5350	5271	5235	5237	5276	5358	5480	5641	5480	5358	5276
G 60.0	5221	5047	4924	4847	4798	4794	4842	4930	5059	5233	5059	4930	4842
G 65.0	4757	4572	4436	4343	4295	4296	4343	4426	4559	4750	4559	4426	4343
G 70.0	4166	3965	3833	3753	3705	3705	3753	3829	3953	4142	3953	3829	3753
G 75.0	3477	3282	3139	3041	3005	3003	3033	3114	3240	3411	3240	3114	3033
G 80.0	2661	2475	2336	2226	2159	2143	2176	2253	2376	2556	2376	2253	2176
G 85.0	1590	1442	1329	1235	1191	1171	1171	1214	1296	1417	1296	1214	1171
G 90.0	897	743	657	603	543	490	444	385	332	291	332	385	444

Luminaire

Code 90716L550

Name ROFY 60 SQ D/I L0550W550 LIGHT+ K3 840 HO

Measurement

Code 8/8/2023

Name ROFY 60 SQ D/I L0550W550 LIGHT+ K3 840 HO

Luminaire Flux	8120 lm		Luminaire Power		60.1 W		Efficacy		135.113 lm/W		Efficiency		74.36%	
Source Flux	10920 lm		Maximum value		209.50 cd/klm		Position		C=0.00 G=0.00		CG		Double Symmetrical	
Luminance cd/m2														
Table 2/3														
	C 130.00	C 140.00	C 150.00	C 160.00	C 170.00	C 180.00	C 190.00	C 200.00	C 210.00	C 220.00	C 230.00	C 240.00	C 250.00	
G 0.0	8144	8144	8144	8144	8144	8144	8144	8144	8144	8144	8144	8144	8144	
G 5.0	7969	7968	7980	7996	8008	8016	8008	7996	7980	7968	7969	7980	7994	
G 10.0	7780	7784	7795	7814	7838	7866	7838	7814	7795	7784	7780	7788	7810	
G 15.0	7569	7569	7592	7622	7657	7698	7657	7622	7592	7569	7569	7592	7622	
G 20.0	7347	7347	7364	7401	7449	7505	7449	7401	7364	7347	7347	7364	7403	
G 25.0	7105	7101	7126	7168	7226	7299	7226	7168	7126	7101	7105	7134	7173	
G 30.0	6842	6843	6870	6922	6991	7075	6991	6922	6870	6843	6842	6870	6926	
G 35.0	6570	6562	6592	6650	6731	6835	6731	6650	6592	6562	6570	6608	6660	
G 40.0	6276	6269	6302	6367	6456	6566	6456	6367	6302	6269	6276	6319	6381	
G 45.0	5953	5952	5989	6054	6151	6282	6151	6054	5989	5952	5953	5998	6076	
G 50.0	5614	5612	5649	5727	5836	5976	5836	5727	5649	5612	5614	5654	5735	
G 55.0	5237	5235	5271	5350	5469	5630	5469	5350	5271	5235	5237	5276	5358	
G 60.0	4794	4798	4847	4924	5047	5221	5047	4924	4847	4798	4794	4842	4930	
G 65.0	4296	4295	4343	4436	4572	4757	4572	4436	4343	4295	4296	4343	4426	
G 70.0	3705	3705	3753	3833	3965	4166	3965	3833	3753	3705	3705	3753	3829	
G 75.0	3003	3005	3041	3139	3282	3477	3282	3139	3041	3005	3003	3033	3114	
G 80.0	2143	2159	2226	2336	2475	2661	2475	2336	2226	2159	2143	2176	2253	
G 85.0	1171	1191	1235	1329	1442	1590	1442	1329	1235	1191	1171	1171	1214	
G 90.0	490	543	603	657	743	897	743	657	603	543	490	444	385	

Luminaire

Code 90716L550

Name ROFY 60 SQ D/I L0550W550 LIGHT+ K3 840 HO

Measurem.

Code 8/8/2023

Name ROFY 60 SQ D/I L0550W550 LIGHT+ K3 840 HO

Luminaire Flux	8120 lm	Luminaire Power	60.1 W	Efficacy	135.113 lm/W	Efficiency	74.36%
Source Flux	10920 lm	Maximum value	209.50 cd/klm	Position	C=0.00 G=0.00	CG	Double Symmetrical

Luminance cd/m2 Table 3/3

	C 260.00	C 270.00	C 280.00	C 290.00	C 300.00	C 310.00	C 320.00	C 330.00	C 340.00	C 350.00
G 0.0	8144	8144	8144	8144	8144	8144	8144	8144	8144	8144
G 5.0	8012	8032	8012	7994	7980	7969	7968	7980	7996	8008
G 10.0	7842	7881	7842	7810	7788	7780	7784	7795	7814	7838
G 15.0	7659	7706	7659	7622	7592	7569	7569	7592	7622	7657
G 20.0	7456	7517	7456	7403	7364	7347	7347	7364	7401	7449
G 25.0	7232	7315	7232	7173	7134	7105	7101	7126	7168	7226
G 30.0	7004	7099	7004	6926	6870	6842	6843	6870	6922	6991
G 35.0	6741	6856	6741	6660	6608	6570	6562	6592	6650	6731
G 40.0	6470	6589	6470	6381	6319	6276	6269	6302	6367	6456
G 45.0	6180	6311	6180	6076	5998	5953	5952	5989	6054	6151
G 50.0	5848	5991	5848	5735	5654	5614	5612	5649	5727	5836
G 55.0	5480	5641	5480	5358	5276	5237	5235	5271	5350	5469
G 60.0	5059	5233	5059	4930	4842	4794	4798	4847	4924	5047
G 65.0	4559	4750	4559	4426	4343	4296	4295	4343	4436	4572
G 70.0	3953	4142	3953	3829	3753	3705	3705	3753	3833	3965
G 75.0	3240	3411	3240	3114	3033	3003	3005	3041	3139	3282
G 80.0	2376	2556	2376	2253	2176	2143	2159	2226	2336	2475
G 85.0	1296	1417	1296	1214	1171	1171	1191	1235	1329	1442
G 90.0	332	291	332	385	444	490	543	603	657	743