

Luminaire

Code 90720L550

Name ROFY 60 SQ L0550W550 LIGHT+ K3 840 HO

Measurem.

Code 9/8/2023

Name ROFY 60 SQ L0550W550 LIGHT+ K3 840 HO

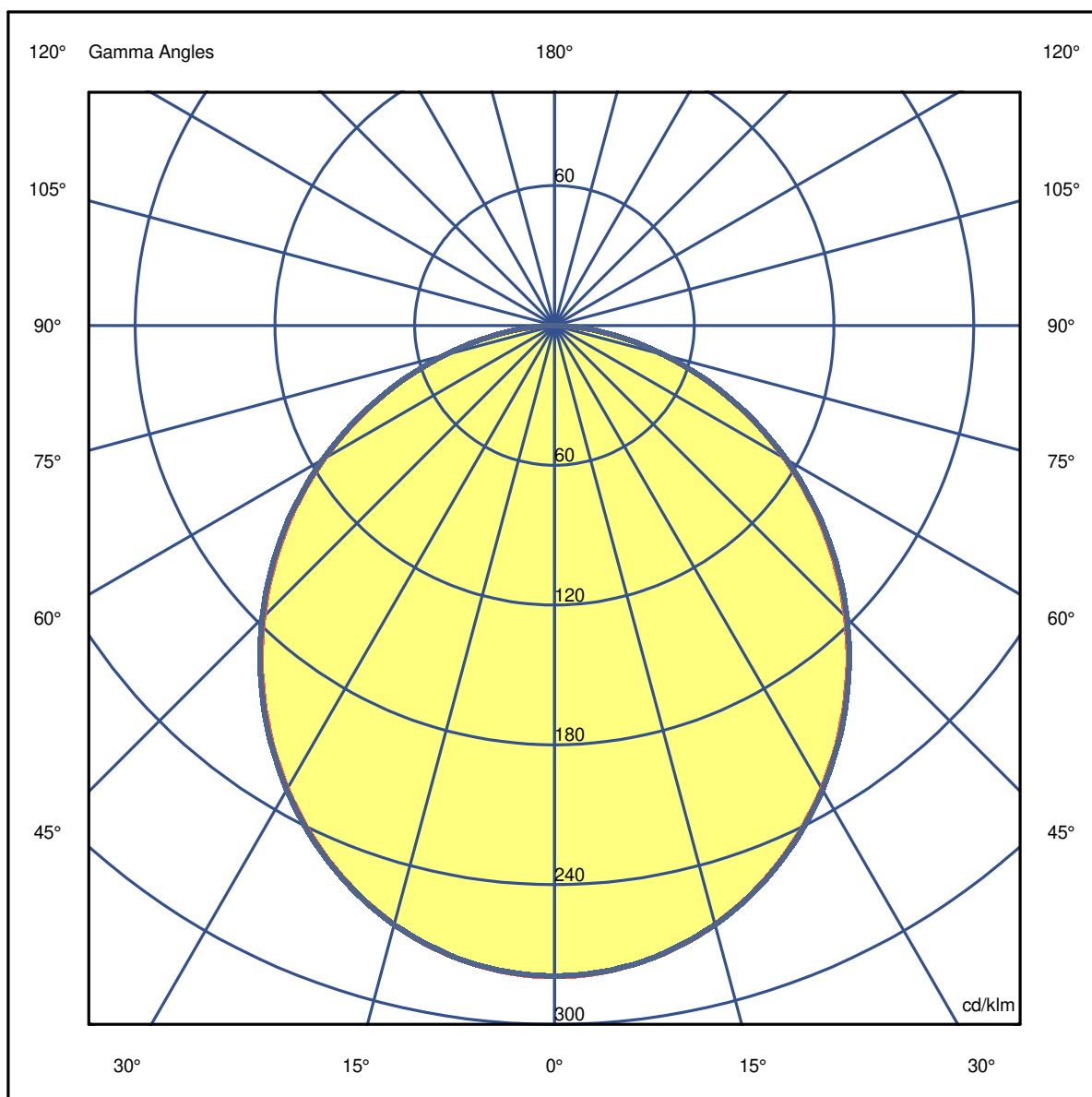
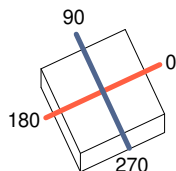
Luminaire Flux	6352 lm	Luminaire Power	45.2 W	Efficacy	140.442 lm/W	Efficiency	76.28%
Source Flux	8328 lm	Maximum value	279.30 cd/klm	Position	C=0.00 G=1.00	CG	Double Symmetrical

550mm x 550mm

C Halfplanes

180.0 ————— 0.0

270.0 ————— 90.0



Luminaire

Code 90720L550

Name ROFY 60 SQ L0550W550 LIGHT+ K3 840 HO

Measurem.

Code 9/8/2023

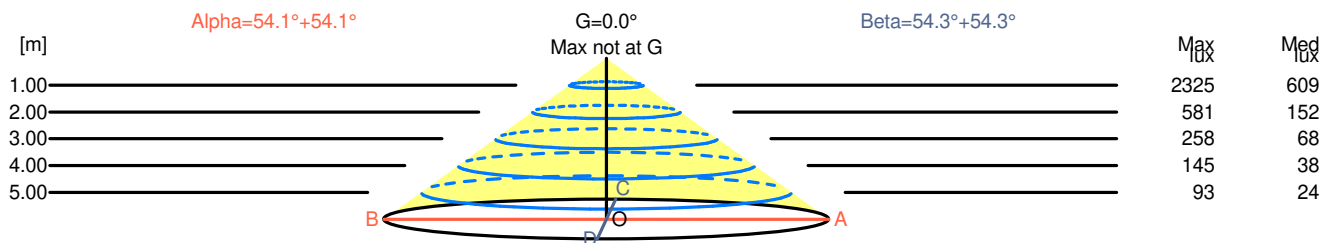
Name ROFY 60 SQ L0550W550 LIGHT+ K3 840 HO

Luminaire Flux	6352 lm	Luminaire Power	45.2 W	Efficacy	140.442 lm/W	Efficiency	76.28%
Source Flux	8328 lm	Maximum value	279.30 cd/klm	Position	C=0.00 G=1.00	CG	Double Symmetrical

Width at 50.00 % of Max Intensity

H[m]	1.00	2.00	3.00	4.00	5.00	H[m]	1.00	2.00	3.00	4.00	5.00
OA	1.38	2.77	4.15	5.53	6.91	OC	1.39	2.79	4.18	5.57	6.96
OB	1.38	2.77	4.15	5.53	6.91	OD	1.39	2.79	4.18	5.57	6.96

	0	5	15	25	35	45	55	65	75	85
OA	2325.18	2314.35	2216.91	2030.37	1777.20	1472.39	1130.94	768.67	406.41	96.60
OB	2325.18	2314.35	2216.91	2030.37	1777.20	1472.39	1130.94	768.67	406.41	96.60
OC	2325.18	2313.52	2216.91	2034.53	1783.02	1479.05	1137.60	772.01	406.41	100.77
OD	2325.18	2313.52	2216.91	2034.53	1783.02	1479.05	1137.60	772.01	406.41	100.77



H[m]	D[m]	Max lux	Med lux	Alpha=54.1°+54.1°	G=0.0 Max not at G	
1.00	2.77	2325	609			
2.00	5.53	581	152			
3.00	8.30	258	68			
4.00	11.06	145	38			
5.00	13.83	93	24			

H[m]	D[m]	Max lux	Med lux	Beta=54.3°+54.3°	G=0.0 Max not at G	
1.00	2.79	2325	609			
2.00	5.57	581	152			
3.00	8.36	258	68			
4.00	11.14	145	38			
5.00	13.93	93	24			

Luminaire

Code 90720L550

Name ROFY 60 SQ L0550W550 LIGHT+ K3 840 HO

Measurem.

Code 9/8/2023

Name ROFY 60 SQ L0550W550 LIGHT+ K3 840 HO

Luminaire Flux	6352 lm	Luminaire Power	45.2 W	Efficacy	140.442 lm/W	Efficiency	76.28%
Source Flux	8328 lm	Maximum value	279.30 cd/klm	Position	C=0.00 G=1.00	CG	Double Symmetrical

UGR
S = 0.250

Reflectancies										
Ceiling/Cavity	0.7	0.7	0.5	0.5	0.3	0.7	0.7	0.5	0.5	0.3
Walls	0.5	0.3	0.5	0.3	0.3	0.5	0.3	0.5	0.3	0.3
Working Plane	0.2	0.2	0.2	0.2	0.2	0.2	0.2	0.2	0.2	0.2
Room Dimensions	Lateral View					Viewed Endwise				
x=2H y=2H	18.5	19.8	18.8	20.0	20.3	18.5	19.8	18.8	20.1	20.3
x=2H y=3H	19.8	21.0	20.2	21.3	21.6	19.9	21.1	20.2	21.3	21.6
x=2H y=4H	20.3	21.5	20.7	21.8	22.0	20.4	21.5	20.7	21.8	22.1
x=2H y=6H	20.6	21.7	21.0	22.0	22.3	20.7	21.7	21.0	22.0	22.3
x=2H y=8H	20.7	21.7	21.1	22.0	22.4	20.8	21.7	21.1	22.1	22.4
x=2H y=12H	20.7	21.7	21.1	22.0	22.4	20.8	21.7	21.1	22.1	22.4
x=4H y=2H	19.1	20.2	19.4	20.5	20.8	19.1	20.2	19.4	20.5	20.8
x=4H y=3H	20.6	21.5	21.0	21.9	22.2	20.6	21.6	21.0	21.9	22.2
x=4H y=4H	21.2	22.0	21.6	22.4	22.8	21.2	22.1	21.6	22.4	22.8
x=4H y=6H	21.6	22.3	22.0	22.7	23.1	21.6	22.4	22.0	22.7	23.1
x=4H y=8H	21.7	22.4	22.2	22.8	23.2	21.7	22.4	22.2	22.8	23.2
x=4H y=12H	21.8	22.4	22.2	22.8	23.3	21.8	22.4	22.3	22.8	23.3
x=8H y=4H	21.4	22.1	21.8	22.5	22.9	21.4	22.1	21.9	22.5	22.9
x=8H y=6H	21.9	22.5	22.4	22.9	23.4	21.9	22.5	22.4	22.9	23.4
x=8H y=8H	22.1	22.6	22.6	23.0	23.5	22.1	22.6	22.6	23.0	23.5
x=8H y=12H	22.2	22.6	22.7	23.1	23.6	22.2	22.6	22.7	23.1	23.6
x=12H y=4H	21.4	22.0	21.9	22.4	22.9	21.4	22.0	21.9	22.5	22.9
x=12H y=6H	21.9	22.4	22.4	22.9	23.4	22.0	22.5	22.5	22.9	23.4
x=12H y=8H	22.1	22.5	22.6	23.0	23.5	22.1	22.6	22.6	23.0	23.5

Luminaire

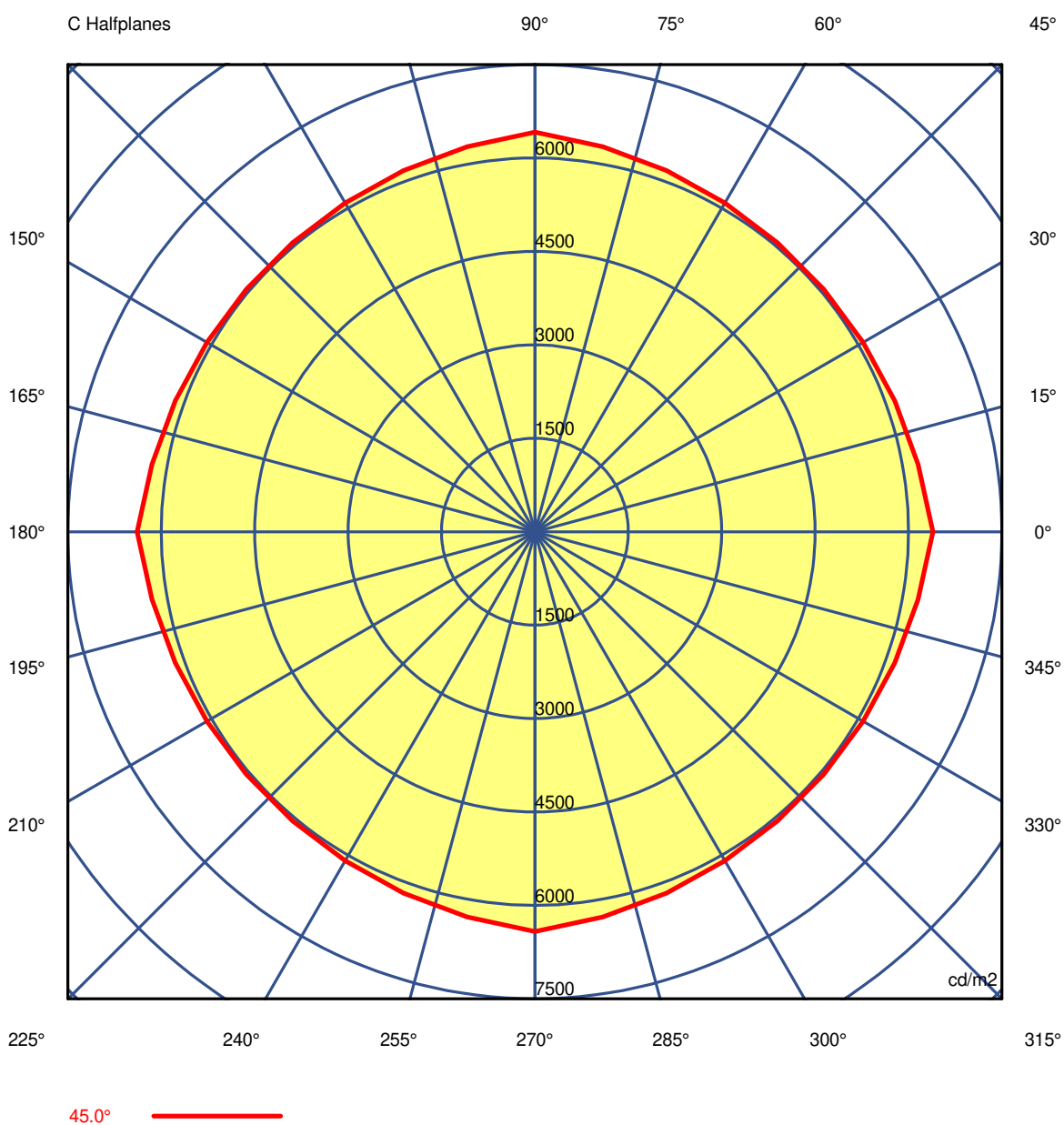
Code 90720L550
Name ROFY 60 SQ L0550W550 LIGHT+ K3 840 HO

Measurem.

Code 9/8/2023
Name ROFY 60 SQ L0550W550 LIGHT+ K3 840 HO

Luminaire Flux	6352 lm	Luminaire Power	45.2 W	Efficacy	140.442 lm/W	Efficiency	76.28%
Source Flux	8328 lm	Maximum value	279.30 cd/klm	Position	C=0.00 G=1.00	CG Double Symmetrical	

Luminance



Luminaire

Code 90720L550

Name ROFY 60 SQ L0550W550 LIGHT+ K3 840 HO

Measurem.

Code 9/8/2023

Name ROFY 60 SQ L0550W550 LIGHT+ K3 840 HO

Luminaire Flux	6352 lm		Luminaire Power		45.2 W		Efficacy		140.442 lm/W		Efficiency		76.28%	
Source Flux	8328 lm		Maximum value		279.30 cd/klm		Position		C=0.00 G=1.00		CG		Double Symmetrical	
Luminance cd/m2														
Table 1/3														
	C 0.00	C 10.00	C 20.00	C 30.00	C 40.00	C 50.00	C 60.00	C 70.00	C 80.00	C 90.00	C 100.00	C 110.00	C 120.00	
G 0.0	8278	8278	8278	8278	8278	8278	8278	8278	8278	8278	8278	8278	8278	
G 5.0	8156	8131	8116	8109	8100	8099	8106	8118	8133	8153	8133	8118	8106	
G 10.0	8004	7962	7935	7922	7912	7907	7916	7940	7970	8001	7970	7940	7916	
G 15.0	7834	7779	7738	7712	7696	7696	7712	7743	7783	7834	7783	7743	7712	
G 20.0	7634	7568	7518	7483	7468	7469	7486	7527	7581	7643	7581	7527	7486	
G 25.0	7420	7339	7280	7242	7217	7217	7245	7292	7354	7436	7354	7292	7245	
G 30.0	7197	7099	7027	6981	6954	6954	6984	7039	7116	7213	7116	7039	6984	
G 35.0	6944	6831	6750	6699	6674	6677	6712	6773	6857	6967	6857	6773	6712	
G 40.0	6679	6556	6463	6401	6374	6379	6414	6484	6580	6700	6580	6484	6414	
G 45.0	6388	6248	6147	6084	6055	6059	6098	6174	6280	6417	6280	6174	6098	
G 50.0	6068	5917	5808	5739	5703	5710	5757	5835	5948	6103	5948	5835	5757	
G 55.0	5711	5547	5429	5354	5318	5320	5366	5458	5585	5745	5585	5458	5366	
G 60.0	5299	5126	4999	4917	4881	4887	4935	5020	5151	5332	5151	5020	4935	
G 65.0	4818	4626	4490	4405	4365	4368	4415	4507	4647	4839	4647	4507	4415	
G 70.0	4218	4016	3885	3810	3765	3767	3815	3898	4035	4242	4035	3898	3815	
G 75.0	3497	3293	3163	3088	3045	3047	3094	3175	3304	3497	3304	3175	3094	
G 80.0	2584	2410	2285	2200	2161	2168	2216	2294	2419	2602	2419	2294	2216	
G 85.0	1393	1254	1170	1126	1101	1105	1136	1217	1318	1453	1318	1217	1136	
G 90.0	222	191	173	162	157	153	149	159	176	203	176	159	149	

Luminaire

Code 90720L550

Name ROFY 60 SQ L0550W550 LIGHT+ K3 840 HO

Measurem.

Code 9/8/2023

Name ROFY 60 SQ L0550W550 LIGHT+ K3 840 HO

Luminaire Flux	6352 lm		Luminaire Power		45.2 W		Efficacy		140.442 lm/W		Efficiency		76.28%	
Source Flux	8328 lm		Maximum value		279.30 cd/klm		Position		C=0.00 G=1.00		CG		Double Symmetrical	
Luminance cd/m2														
Table 2/3														
	C 130.00	C 140.00	C 150.00	C 160.00	C 170.00	C 180.00	C 190.00	C 200.00	C 210.00	C 220.00	C 230.00	C 240.00	C 250.00	
G 0.0	8278	8278	8278	8278	8278	8278	8278	8278	8278	8278	8278	8278	8278	
G 5.0	8099	8100	8109	8116	8131	8156	8131	8116	8109	8100	8099	8106	8118	
G 10.0	7907	7912	7922	7935	7962	8004	7962	7935	7922	7912	7907	7916	7940	
G 15.0	7696	7696	7712	7738	7779	7834	7779	7738	7712	7696	7696	7712	7743	
G 20.0	7469	7468	7483	7518	7568	7634	7568	7518	7483	7468	7469	7486	7527	
G 25.0	7217	7217	7242	7280	7339	7420	7339	7280	7242	7217	7217	7245	7292	
G 30.0	6954	6954	6981	7027	7099	7197	7099	7027	6981	6954	6954	6984	7039	
G 35.0	6677	6674	6699	6750	6831	6944	6831	6750	6699	6674	6677	6712	6773	
G 40.0	6379	6374	6401	6463	6556	6679	6556	6463	6401	6374	6379	6414	6484	
G 45.0	6059	6055	6084	6147	6248	6388	6248	6147	6084	6055	6059	6098	6174	
G 50.0	5710	5703	5739	5808	5917	6068	5917	5808	5739	5703	5710	5757	5835	
G 55.0	5320	5318	5354	5429	5547	5711	5547	5429	5354	5318	5320	5366	5458	
G 60.0	4887	4881	4917	4999	5126	5299	5126	4999	4917	4881	4887	4935	5020	
G 65.0	4368	4365	4405	4490	4626	4818	4626	4490	4405	4365	4368	4415	4507	
G 70.0	3767	3765	3810	3885	4016	4218	4016	3885	3810	3765	3767	3815	3898	
G 75.0	3047	3045	3088	3163	3293	3497	3293	3163	3088	3045	3047	3094	3175	
G 80.0	2168	2161	2200	2285	2410	2584	2410	2285	2200	2161	2168	2216	2294	
G 85.0	1105	1101	1126	1170	1254	1393	1254	1170	1126	1101	1105	1136	1217	
G 90.0	153	157	162	173	191	222	191	173	162	157	153	149	159	

Luminaire

Code 90720L550

Name ROFY 60 SQ L0550W550 LIGHT+ K3 840 HO

Measurem.

Code 9/8/2023

Name ROFY 60 SQ L0550W550 LIGHT+ K3 840 HO

Luminaire Flux	6352 lm	Luminaire Power	45.2 W	Efficacy	140.442 lm/W	Efficiency	76.28%
Source Flux	8328 lm	Maximum value	279.30 cd/klm	Position	C=0.00 G=1.00	CG	Double Symmetrical

Luminance cd/m2 Table 3/3

	C 260.00	C 270.00	C 280.00	C 290.00	C 300.00	C 310.00	C 320.00	C 330.00	C 340.00	C 350.00
G 0.0	8278	8278	8278	8278	8278	8278	8278	8278	8278	8278
G 5.0	8133	8153	8133	8118	8106	8099	8100	8109	8116	8131
G 10.0	7970	8001	7970	7940	7916	7907	7912	7922	7935	7962
G 15.0	7783	7834	7783	7743	7712	7696	7696	7712	7738	7779
G 20.0	7581	7643	7581	7527	7486	7469	7468	7483	7518	7568
G 25.0	7354	7436	7354	7292	7245	7217	7217	7242	7280	7339
G 30.0	7116	7213	7116	7039	6984	6954	6954	6981	7027	7099
G 35.0	6857	6967	6857	6773	6712	6677	6674	6699	6750	6831
G 40.0	6580	6700	6580	6484	6414	6379	6374	6401	6463	6556
G 45.0	6280	6417	6280	6174	6098	6059	6055	6084	6147	6248
G 50.0	5948	6103	5948	5835	5757	5710	5703	5739	5808	5917
G 55.0	5585	5745	5585	5458	5366	5320	5318	5354	5429	5547
G 60.0	5151	5332	5151	5020	4935	4887	4881	4917	4999	5126
G 65.0	4647	4839	4647	4507	4415	4368	4365	4405	4490	4626
G 70.0	4035	4242	4035	3898	3815	3767	3765	3810	3885	4016
G 75.0	3304	3497	3304	3175	3094	3047	3045	3088	3163	3293
G 80.0	2419	2602	2419	2294	2216	2168	2161	2200	2285	2410
G 85.0	1318	1453	1318	1217	1136	1105	1101	1126	1170	1254
G 90.0	176	203	176	159	149	153	157	162	173	191