

Luminaire

Code 90721L550

Name ROFY 60 SQ L0550W550 LIGHT+ K3 830 LO

Measurem.

Code 9/8/2023

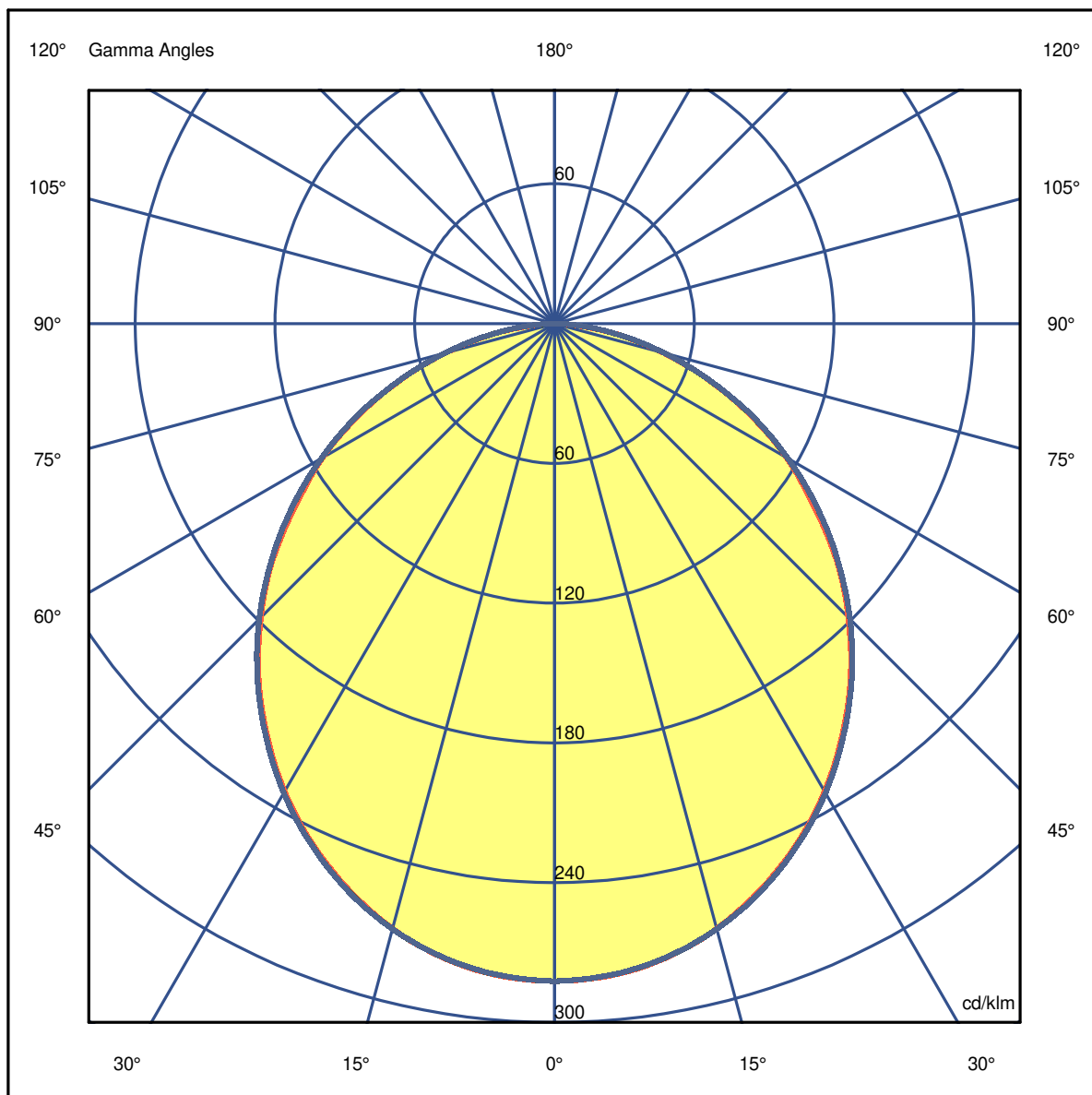
Name ROFY 60 SQ L0550W550 LIGHT+ K3 830 LO

Luminaire Flux	4361 lm	Luminaire Power	33.8 W	Efficacy	129.087 lm/W	Efficiency	76.99%
Source Flux	5664 lm	Maximum value	282.30 cd/klm	Position	C=0.00 G=0.00	CG	Double Symmetrical

550mm x 550mm

C Halfplanes

180.0 ————— 0.0
270.0 ————— 90.0



Luminaire

Code 90721L550

Name ROFY 60 SQ L0550W550 LIGHT+ K3 830 LO

Measurem.

Code 9/8/2023

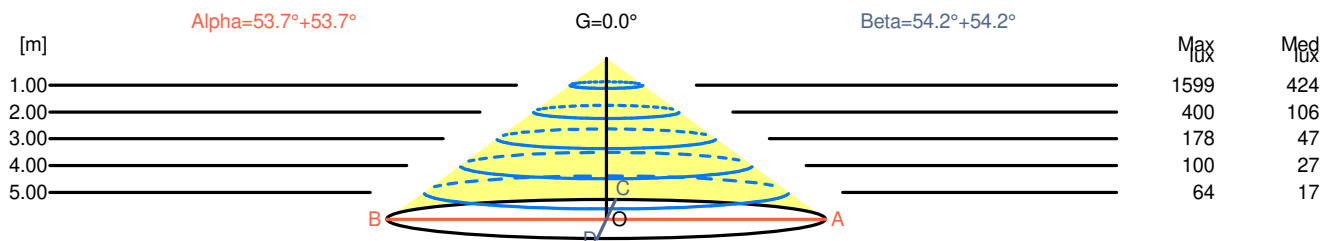
Name ROFY 60 SQ L0550W550 LIGHT+ K3 830 LO

Luminaire Flux	4361 lm	Luminaire Power	33.8 W	Efficacy	129.087 lm/W	Efficiency	76.99%
Source Flux	5664 lm	Maximum value	282.30 cd/klm	Position	C=0.00 G=0.00	CG	Double Symmetrical

Width at 50.00 % of Max Intensity

H[m]	1.00	2.00	3.00	4.00	5.00	H[m]	1.00	2.00	3.00	4.00	5.00
OA	1.36	2.73	4.09	5.45	6.82	OC	1.39	2.77	4.16	5.55	6.93
OB	1.36	2.73	4.09	5.45	6.82	OD	1.39	2.77	4.16	5.55	6.93

	0	5	15	25	35	45	55	65	75	85
OA	1598.95	1590.45	1523.05	1395.04	1220.03	1010.46	768.04	525.62	275.27	63.44
OB	1598.95	1590.45	1523.05	1395.04	1220.03	1010.46	768.04	525.62	275.27	63.44
OC	1598.95	1589.32	1523.62	1398.44	1224.56	1016.12	779.93	529.02	277.54	66.84
OD	1598.95	1589.32	1523.62	1398.44	1224.56	1016.12	779.93	529.02	277.54	66.84



H[m]	D[m]	Max lux	Med lux	Alpha=53.7°+53.7°	G=0.0	
1.00	2.73	1599	424			
2.00	5.45	400	106			
3.00	8.18	178	47			
4.00	10.91	100	27			
5.00	13.64	64	17			

H[m]	D[m]	Max lux	Med lux	Beta=54.2°+54.2°	G=0.0	
1.00	2.77	1599	424			
2.00	5.55	400	106			
3.00	8.32	178	47			
4.00	11.09	100	27			
5.00	13.87	64	17			

Luminaire

Code 90721L550
Name ROFY 60 SQ L0550W550 LIGHT+ K3 830 LO

Measurem.

Code 9/8/2023
Name ROFY 60 SQ L0550W550 LIGHT+ K3 830 LO

Luminaire Flux	4361 lm	Luminaire Power	33.8 W	Efficacy	129.087 lm/W	Efficiency	76.99%
Source Flux	5664 lm	Maximum value	282.30 cd/klm	Position	C=0.00 G=0.00	CG	Double Symmetrical

UGR
S = 0.250

Reflectancies										
Ceiling/Cavity	0.7	0.7	0.5	0.5	0.3	0.7	0.7	0.5	0.5	0.3
Walls	0.5	0.3	0.5	0.3	0.3	0.5	0.3	0.5	0.3	0.3
Working Plane	0.2	0.2	0.2	0.2	0.2	0.2	0.2	0.2	0.2	0.2
Room Dimensions										
Lateral View						Viewed Endwise				
x=2H y=2H	17.2	18.5	17.5	18.7	19.0	17.2	18.5	17.5	18.7	19.0
x=2H y=3H	18.5	19.7	18.8	20.0	20.3	18.6	19.7	18.9	20.0	20.3
x=2H y=4H	19.0	20.1	19.3	20.4	20.7	19.0	20.2	19.4	20.4	20.7
x=2H y=6H	19.3	20.3	19.7	20.6	21.0	19.3	20.4	19.7	20.7	21.0
x=2H y=8H	19.4	20.4	19.7	20.7	21.0	19.4	20.4	19.8	20.7	21.0
x=2H y=12H	19.4	20.3	19.8	20.7	21.0	19.4	20.4	19.8	20.7	21.0
x=4H y=2H	17.7	18.9	18.1	19.2	19.4	17.8	18.9	18.1	19.2	19.5
x=4H y=3H	19.3	20.2	19.6	20.5	20.9	19.3	20.2	19.7	20.6	20.9
x=4H y=4H	19.9	20.7	20.3	21.1	21.4	19.9	20.7	20.3	21.1	21.5
x=4H y=6H	20.3	21.0	20.7	21.4	21.8	20.3	21.0	20.7	21.4	21.8
x=4H y=8H	20.4	21.0	20.8	21.4	21.9	20.4	21.1	20.8	21.5	21.9
x=4H y=12H	20.4	21.0	20.9	21.4	21.9	20.5	21.1	20.9	21.5	21.9
x=8H y=4H	20.1	20.7	20.5	21.1	21.6	20.1	20.8	20.5	21.1	21.6
x=8H y=6H	20.6	21.1	21.0	21.5	22.0	20.6	21.1	21.0	21.6	22.0
x=8H y=8H	20.7	21.2	21.2	21.6	22.1	20.7	21.2	21.2	21.7	22.1
x=8H y=12H	20.8	21.2	21.3	21.7	22.2	20.8	21.3	21.3	21.7	22.2
x=12H y=4H	20.1	20.7	20.5	21.1	21.5	20.1	20.7	20.5	21.1	21.6
x=12H y=6H	20.6	21.1	21.1	21.5	22.0	20.6	21.1	21.1	21.5	22.0
x=12H y=8H	20.8	21.2	21.2	21.6	22.1	20.8	21.2	21.3	21.7	22.2

Luminaire

Code 90721L550

Name ROFY 60 SQ L0550W550 LIGHT+ K3 830 LO

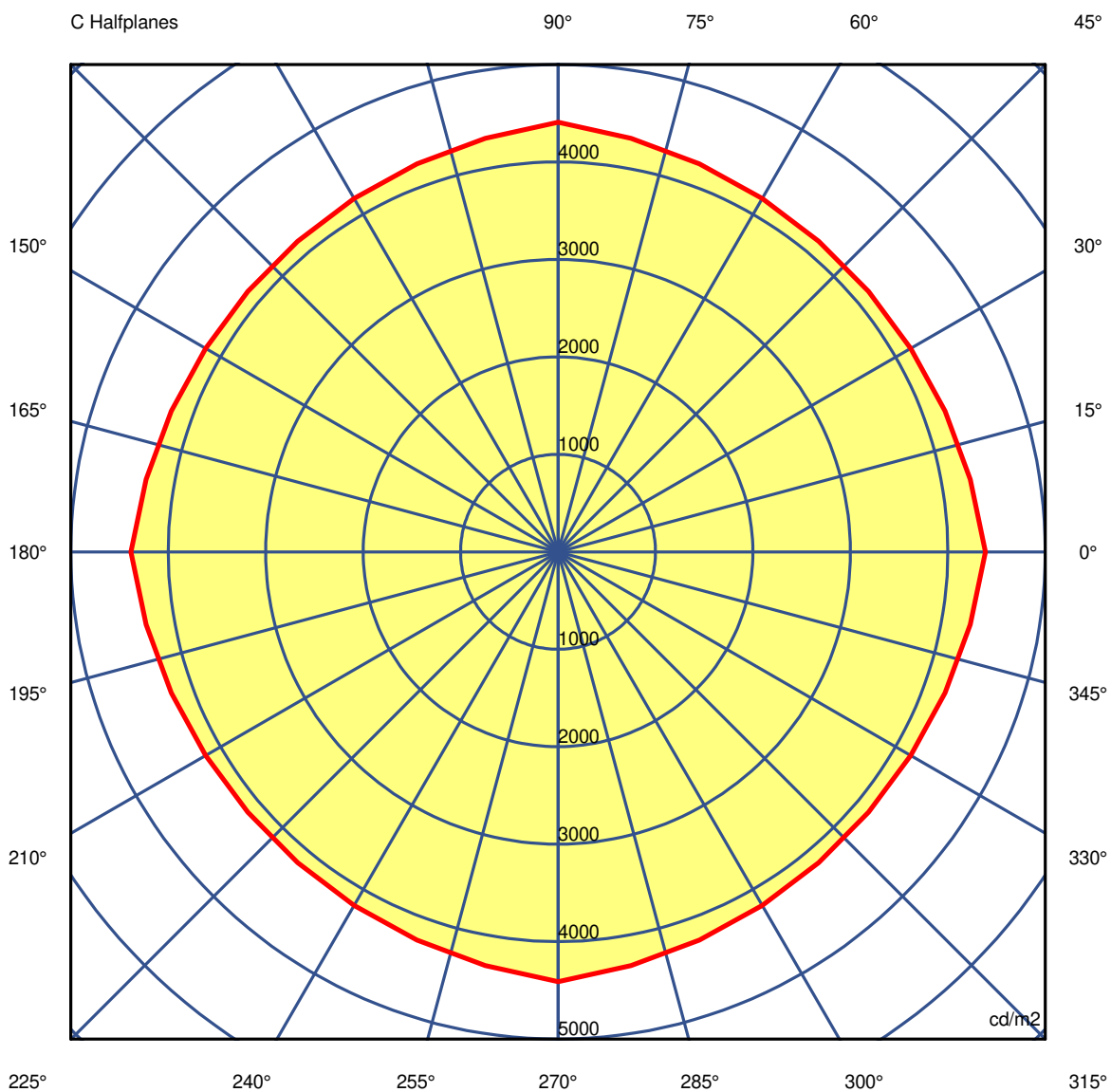
Measurem.

Code 9/8/2023

Name ROFY 60 SQ L0550W550 LIGHT+ K3 830 LO

Luminaire Flux	4361 lm	Luminaire Power	33.8 W	Efficacy	129.087 lm/W	Efficiency	76.99%
Source Flux	5664 lm	Maximum value	282.30 cd/klm	Position	C=0.00 G=0.00	CG Double Symmetrical	

Luminance



Luminaire

Code 90721L550

Name ROFY 60 SQ L0550W550 LIGHT+ K3 830 LO

Measurem.

Code 9/8/2023

Name ROFY 60 SQ L0550W550 LIGHT+ K3 830 LO

Luminaire Flux	4361 lm		Luminaire Power		33.8 W		Efficacy		129.087 lm/W		Efficiency		76.99%	
Source Flux	5664 lm		Maximum value		282.30 cd/klm		Position		C=0.00 G=0.00		CG		Double Symmetrical	
Luminance cd/m2														
Table 1/3														
	C 0.00	C 10.00	C 20.00	C 30.00	C 40.00	C 50.00	C 60.00	C 70.00	C 80.00	C 90.00	C 100.00	C 110.00	C 120.00	
G 0.0	5692	5692	5692	5692	5692	5692	5692	5692	5692	5692	5692	5692	5692	
G 5.0	5605	5594	5585	5577	5572	5572	5577	5585	5593	5601	5593	5585	5577	
G 10.0	5502	5479	5461	5449	5444	5443	5447	5459	5477	5500	5477	5459	5447	
G 15.0	5382	5347	5320	5302	5293	5293	5302	5322	5349	5384	5349	5322	5302	
G 20.0	5243	5202	5169	5145	5135	5135	5147	5175	5212	5255	5212	5175	5147	
G 25.0	5098	5046	5004	4976	4963	4964	4980	5013	5057	5111	5057	5013	4980	
G 30.0	4942	4879	4831	4797	4780	4782	4801	4836	4888	4957	4888	4836	4801	
G 35.0	4767	4695	4640	4603	4587	4584	4601	4648	4709	4785	4709	4648	4601	
G 40.0	4587	4502	4437	4394	4378	4382	4405	4453	4520	4605	4520	4453	4405	
G 45.0	4384	4294	4225	4178	4157	4161	4187	4237	4311	4409	4311	4237	4187	
G 50.0	4164	4060	3985	3938	3914	3916	3945	3998	4077	4185	4077	3998	3945	
G 55.0	3879	3801	3710	3634	3633	3640	3650	3724	3822	3939	3822	3724	3650	
G 60.0	3633	3509	3421	3368	3344	3345	3374	3434	3525	3648	3525	3434	3374	
G 65.0	3295	3169	3076	3016	2988	2989	3019	3084	3182	3316	3182	3084	3019	
G 70.0	2881	2748	2653	2595	2570	2573	2602	2661	2756	2893	2756	2661	2602	
G 75.0	2369	2239	2148	2092	2069	2072	2100	2157	2250	2388	2250	2157	2100	
G 80.0	1739	1623	1537	1481	1463	1466	1491	1552	1640	1757	1640	1552	1491	
G 85.0	915	830	771	733	724	734	759	804	870	964	870	804	759	
G 90.0	126	109	98	92	89	89	92	98	109	126	109	98	92	

Luminaire

Code 90721L550

Name ROFY 60 SQ L0550W550 LIGHT+ K3 830 LO

Measurement

Code 9/8/2023

Name ROFY 60 SQ L0550W550 LIGHT+ K3 830 LO

Luminaire Flux	4361 lm		Luminaire Power		33.8 W		Efficacy		129.087 lm/W		Efficiency		76.99%	
Source Flux	5664 lm		Maximum value		282.30 cd/klm		Position		C=0.00 G=0.00		CG		Double Symmetrical	
Luminance cd/m2														
Table 2/3														
	C 130.00	C 140.00	C 150.00	C 160.00	C 170.00	C 180.00	C 190.00	C 200.00	C 210.00	C 220.00	C 230.00	C 240.00	C 250.00	
G 0.0	5692	5692	5692	5692	5692	5692	5692	5692	5692	5692	5692	5692	5692	
G 5.0	5572	5572	5577	5585	5594	5605	5594	5585	5577	5572	5572	5577	5585	
G 10.0	5443	5444	5449	5461	5479	5502	5479	5461	5449	5444	5443	5447	5459	
G 15.0	5293	5293	5302	5320	5347	5382	5347	5320	5302	5293	5293	5302	5322	
G 20.0	5135	5135	5145	5169	5202	5243	5202	5169	5145	5135	5135	5147	5175	
G 25.0	4964	4963	4976	5004	5046	5098	5046	5004	4976	4963	4964	4980	5013	
G 30.0	4782	4780	4797	4831	4879	4942	4879	4831	4797	4780	4782	4801	4836	
G 35.0	4584	4587	4603	4640	4695	4767	4695	4640	4603	4587	4584	4601	4648	
G 40.0	4382	4378	4394	4437	4502	4587	4502	4437	4394	4378	4382	4405	4453	
G 45.0	4161	4157	4178	4225	4294	4384	4294	4225	4178	4157	4161	4187	4237	
G 50.0	3916	3914	3938	3985	4060	4164	4060	3985	3938	3914	3916	3945	3998	
G 55.0	3640	3633	3634	3710	3801	3879	3801	3710	3634	3633	3640	3650	3724	
G 60.0	3345	3344	3368	3421	3509	3633	3509	3421	3368	3344	3345	3374	3434	
G 65.0	2989	2988	3016	3076	3169	3295	3169	3076	3016	2988	2989	3019	3084	
G 70.0	2573	2570	2595	2653	2748	2881	2748	2653	2595	2570	2573	2602	2661	
G 75.0	2072	2069	2092	2148	2239	2369	2239	2148	2092	2069	2072	2100	2157	
G 80.0	1466	1463	1481	1537	1623	1739	1623	1537	1481	1463	1466	1491	1552	
G 85.0	734	724	733	771	830	915	830	771	733	724	734	759	804	
G 90.0	89	89	92	98	109	126	109	98	92	89	89	92	98	

Luminaire

Code 90721L550

Name ROFY 60 SQ L0550W550 LIGHT+ K3 830 LO

Measurem.

Code 9/8/2023

Name ROFY 60 SQ L0550W550 LIGHT+ K3 830 LO

Luminaire Flux	4361 lm	Luminaire Power	33.8 W	Efficacy	129.087 lm/W	Efficiency	76.99%
Source Flux	5664 lm	Maximum value	282.30 cd/klm	Position	C=0.00 G=0.00	CG	Double Symmetrical

Luminance cd/m2 Table 3/3

	C 260.00	C 270.00	C 280.00	C 290.00	C 300.00	C 310.00	C 320.00	C 330.00	C 340.00	C 350.00
G 0.0	5692	5692	5692	5692	5692	5692	5692	5692	5692	5692
G 5.0	5593	5601	5593	5585	5577	5572	5572	5577	5585	5594
G 10.0	5477	5500	5477	5459	5447	5443	5444	5449	5461	5479
G 15.0	5349	5384	5349	5322	5302	5293	5293	5302	5320	5347
G 20.0	5212	5255	5212	5175	5147	5135	5135	5145	5169	5202
G 25.0	5057	5111	5057	5013	4980	4964	4963	4976	5004	5046
G 30.0	4888	4957	4888	4836	4801	4782	4780	4797	4831	4879
G 35.0	4709	4785	4709	4648	4601	4584	4587	4603	4640	4695
G 40.0	4520	4605	4520	4453	4405	4382	4378	4394	4437	4502
G 45.0	4311	4409	4311	4237	4187	4161	4157	4178	4225	4294
G 50.0	4077	4185	4077	3998	3945	3916	3914	3938	3985	4060
G 55.0	3822	3939	3822	3724	3650	3640	3633	3634	3710	3801
G 60.0	3525	3648	3525	3434	3374	3345	3344	3368	3421	3509
G 65.0	3182	3316	3182	3084	3019	2989	2988	3016	3076	3169
G 70.0	2756	2893	2756	2661	2602	2573	2570	2595	2653	2748
G 75.0	2250	2388	2250	2157	2100	2072	2069	2092	2148	2239
G 80.0	1640	1757	1640	1552	1491	1466	1463	1481	1537	1623
G 85.0	870	964	870	804	759	734	724	733	771	830
G 90.0	109	126	109	98	92	89	89	92	98	109