

Luminaire

Code 90725L290

Name CORA /C L90W30 2 BOPTICS K3 840 LO

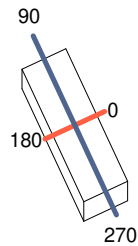
Measurem.

Code 28/7/2023

Name CORA /C L90W30 2 BOPTICS K3 840 LO

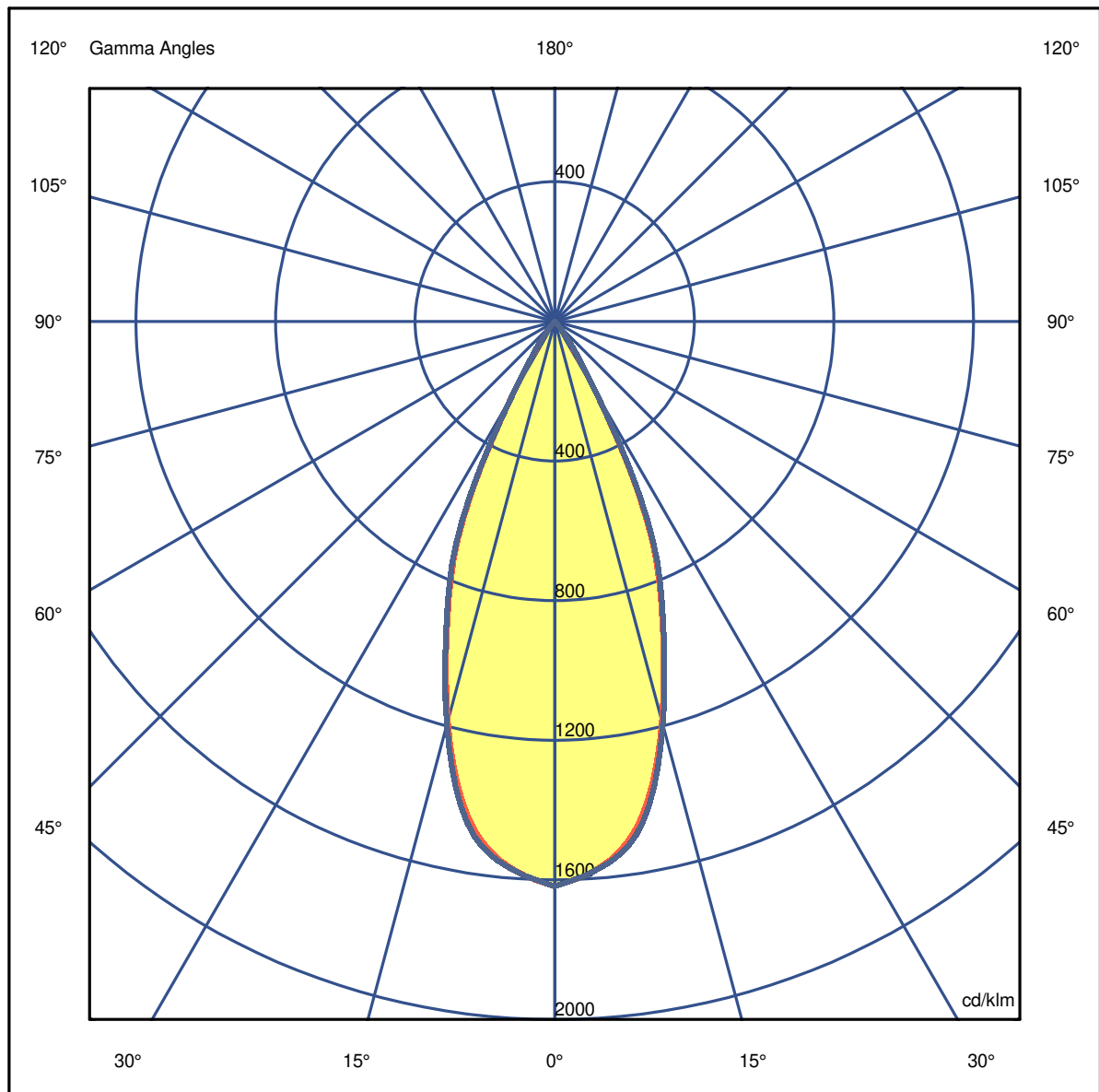
Luminaire Flux	2621 lm	Luminaire Power	19.4 W	Efficacy	134.735 lm/W	Efficiency	81.13%
Source Flux	3230 lm	Maximum value	1617.80 cd/klm	Position	C=0.00 G=0.00	CG	Double Symmetrical

897mm x 297mm



C Halfplanes

180.0 ————— 0.0
270.0 ————— 90.0



Luminaire

Code 90725L290
Name CORA /C L90W30 2 BOPTICS K3 840 LO

Measurem.

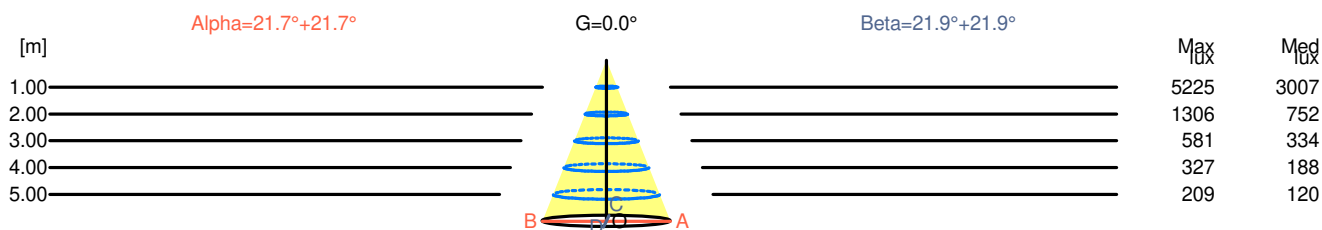
Code 28/7/2023
Name CORA /C L90W30 2 BOPTICS K3 840 LO

Luminaire Flux	2621 lm	Luminaire Power	19.4 W	Efficacy	134.735 lm/W	Efficiency	81.13%
Source Flux	3230 lm	Maximum value	1617.80 cd/klm	Position	C=0.00 G=0.00	CG	Double Symmetrical

Width at 50.00 % of Max Intensity

H[m]	1.00	2.00	3.00	4.00	5.00	H[m]	1.00	2.00	3.00	4.00	5.00
OA	0.40	0.80	1.19	1.59	1.99	OC	0.40	0.81	1.21	1.61	2.01
OB	0.40	0.80	1.19	1.59	1.99	OD	0.40	0.81	1.21	1.61	2.01

	0	5	15	25	35	45	55	65	75	85
OA	5225.49	5055.60	3826.90	1990.97	241.60	4.52	1.29	0.00	0.00	0.00
OB	5225.49	5055.60	3826.90	1990.97	241.60	4.52	1.29	0.00	0.00	0.00
OC	5225.49	5063.99	3863.08	2034.58	271.32	5.81	1.29	0.00	0.00	0.00
OD	5225.49	5063.99	3863.08	2034.58	271.32	5.81	1.29	0.00	0.00	0.00



H[m]	D[m]	Max lux	Med lux	Alpha=21.7°+21.7°	G=0.0	
1.00	0.80	5225	3007			
2.00	1.59	1306	752			
3.00	2.39	581	334			
4.00	3.19	327	188			
5.00	3.98	209	120			

H[m]	D[m]	Max lux	Med lux	Beta=21.9°+21.9°	G=0.0	
1.00	0.81	5225	3007			
2.00	1.61	1306	752			
3.00	2.42	581	334			
4.00	3.22	327	188			
5.00	4.03	209	120			

Luminaire

Code 90725L290
Name CORA /C L90W30 2 BOPTICS K3 840 LO

Measurem.

Code 28/7/2023
Name CORA /C L90W30 2 BOPTICS K3 840 LO

Luminaire Flux	2621 lm	Luminaire Power	19.4 W	Efficacy	134.735 lm/W	Efficiency	81.13%
Source Flux	3230 lm	Maximum value	1617.80 cd/klm	Position	C=0.00 G=0.00	CG	Double Symmetrical

UGR
S = 0.250

Reflectancies										
Ceiling/Cavity	0.7	0.7	0.5	0.5	0.3	0.7	0.7	0.5	0.5	0.3
Walls	0.5	0.3	0.5	0.3	0.3	0.5	0.3	0.5	0.3	0.3
Working Plane	0.2	0.2	0.2	0.2	0.2	0.2	0.2	0.2	0.2	0.2
Room Dimensions	Lateral View					Viewed Endwise				
x=2H y=2H	1.5	2.1	1.7	2.3	2.5	1.7	2.4	2.0	2.6	2.8
x=2H y=3H	1.3	1.9	1.6	2.1	2.4	1.6	2.2	1.9	2.4	2.6
x=2H y=4H	1.3	1.8	1.6	2.0	2.3	1.5	2.1	1.8	2.3	2.6
x=2H y=6H	1.2	1.7	1.5	2.0	2.2	1.5	2.0	1.8	2.2	2.5
x=2H y=8H	1.1	1.6	1.5	1.9	2.2	1.4	1.9	1.8	2.2	2.5
x=2H y=12H	1.1	1.6	1.5	1.9	2.2	1.4	1.8	1.7	2.1	2.4
x=4H y=2H	1.3	1.8	1.6	2.0	2.3	1.5	2.1	1.8	2.3	2.6
x=4H y=3H	1.1	1.6	1.5	1.9	2.2	1.4	1.8	1.7	2.1	2.4
x=4H y=4H	1.0	1.4	1.4	1.7	2.1	1.3	1.7	1.7	2.0	2.4
x=4H y=6H	1.0	1.3	1.4	1.6	2.0	1.2	1.6	1.6	1.9	2.3
x=4H y=8H	0.9	1.2	1.3	1.6	2.0	1.2	1.5	1.6	1.9	2.3
x=4H y=12H	0.9	1.1	1.3	1.5	1.9	1.2	1.4	1.6	1.8	2.2
x=8H y=4H	0.9	1.2	1.3	1.6	2.0	1.2	1.5	1.6	1.9	2.3
x=8H y=6H	0.8	1.0	1.3	1.4	1.9	1.1	1.3	1.6	1.7	2.2
x=8H y=8H	0.8	1.0	1.2	1.4	1.9	1.1	1.2	1.5	1.7	2.2
x=8H y=12H	0.7	0.9	1.2	1.3	1.8	1.0	1.1	1.5	1.6	2.1
x=12H y=4H	0.9	1.1	1.3	1.5	1.9	1.2	1.4	1.6	1.8	2.2
x=12H y=6H	0.8	1.0	1.2	1.4	1.9	1.1	1.2	1.5	1.7	2.2
x=12H y=8H	0.7	0.9	1.2	1.3	1.8	1.0	1.1	1.5	1.6	2.1

Luminaire

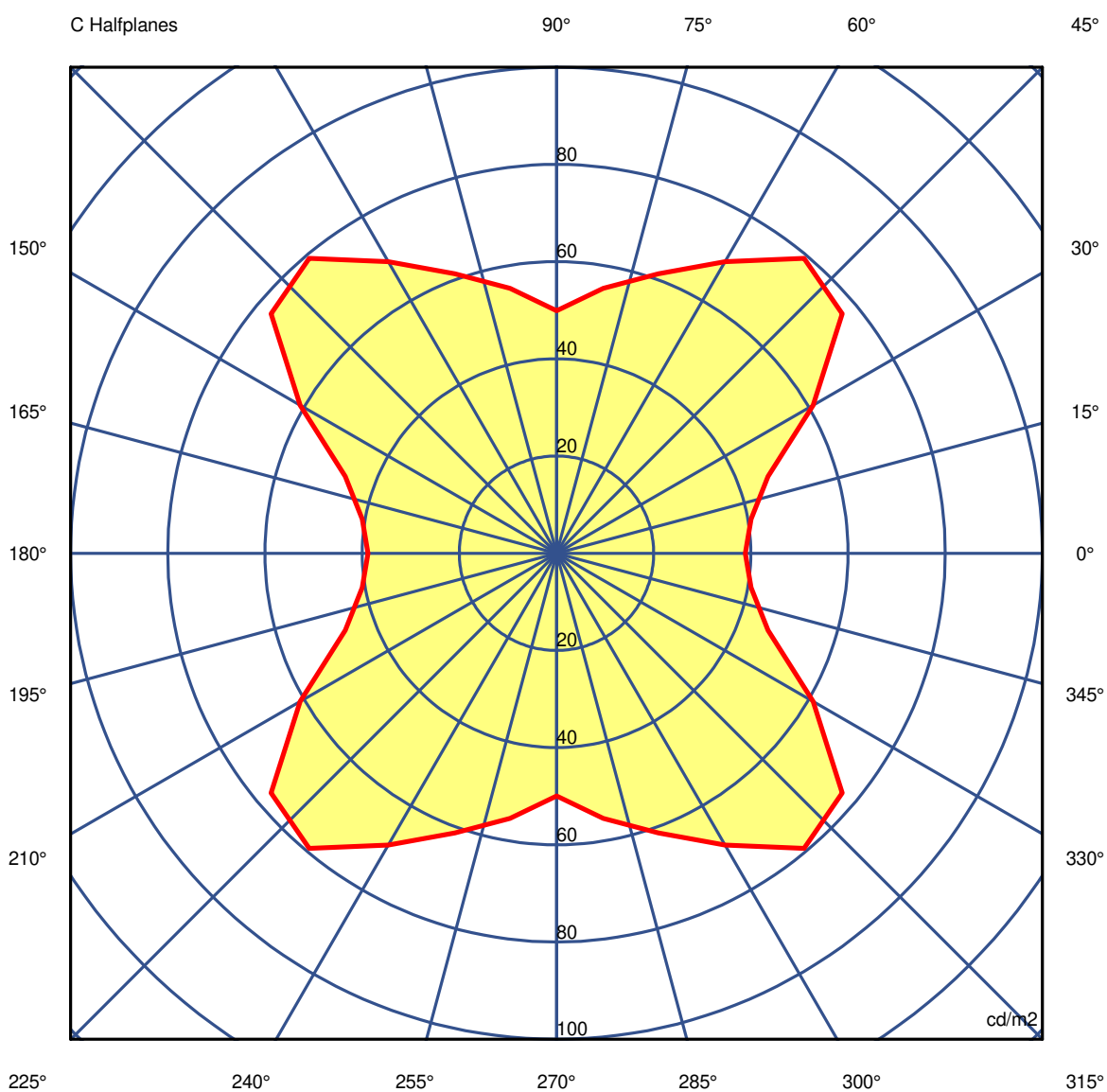
Code 90725L290
Name CORA /C L90W30 2 BOPTICS K3 840 LO

Measurem.

Code 28/7/2023
Name CORA /C L90W30 2 BOPTICS K3 840 LO

Luminaire Flux	2621 lm	Luminaire Power	19.4 W	Efficacy	134.735 lm/W	Efficiency	81.13%
Source Flux	3230 lm	Maximum value	1617.80 cd/klm	Position	C=0.00 G=0.00	CG Double Symmetrical	

Luminance



45.0°

Luminaire

Code 90725L290

Name CORA /C L90W30 2 BOPTICS K3 840 LO

Measurement

Code 28/7/2023

Name CORA /C L90W30 2 BOPTICS K3 840 LO

Luminaire Flux	2621 lm		Luminaire Power		19.4 W		Efficacy		134.735 lm/W		Efficiency		81.13%	
Source Flux	3230 lm		Maximum value		1617.80 cd/klm		Position		C=0.00 G=0.00		CG		Double Symmetrical	
Luminance cd/m2 Table 1/3														
	C 0.00	C 10.00	C 20.00	C 30.00	C 40.00	C 50.00	C 60.00	C 70.00	C 80.00	C 90.00	C 100.00	C 110.00	C 120.00	
G 0.0	31713	31713	31713	31713	31713	31713	31713	31713	31713	31713	31713	31713	31713	
G 5.0	30800	30800	30806	30815	30809	30813	30831	30841	30845	30851	30845	30841	30831	
G 10.0	28634	28646	28673	28705	28725	28768	28841	28907	28950	28972	28950	28907	28841	
G 15.0	24045	23978	23958	23982	24010	24072	24164	24244	24269	24272	24269	24244	24164	
G 20.0	18727	18730	18739	18758	18787	18829	18881	18925	18935	18915	18935	18925	18881	
G 25.0	13332	13355	13379	13412	13458	13484	13521	13627	13675	13624	13675	13627	13521	
G 30.0	5419	5439	5506	5611	5590	5608	5652	5544	5482	5478	5482	5544	5652	
G 35.0	1790	1806	1822	1847	1891	1935	1972	2003	2016	2010	2016	2003	1972	
G 40.0	184	225	282	345	382	397	397	385	359	322	359	385	397	
G 45.0	39	41	46	61	77	79	69	61	55	50	55	61	69	
G 50.0	21	21	22	24	33	37	34	29	27	27	27	29	34	
G 55.0	14	14	14	14	14	14	14	14	14	14	14	14	14	
G 60.0	0	0	3	12	15	16	16	14	9	0	9	14	16	
G 65.0	0	0	0	0	0	0	0	0	0	0	0	0	0	
G 70.0	0	0	0	0	0	0	0	0	0	0	0	0	0	
G 75.0	0	0	0	0	0	0	0	0	0	0	0	0	0	
G 80.0	0	0	0	0	0	0	0	0	0	0	0	0	0	
G 85.0	0	0	0	0	0	0	0	0	0	0	0	0	0	
G 90.0	0	0	0	0	0	0	0	0	0	0	0	0	0	

Luminaire

Code 90725L290

Name CORA /C L90W30 2 BOPTICS K3 840 LO

Measurem.

Code 28/7/2023

Name CORA /C L90W30 2 BOPTICS K3 840 LO

Luminaire Flux		2621 lm		Luminaire Power		19.4 W		Efficacy		134.735 lm/W		Efficiency		81.13%	
Source Flux		3230 lm		Maximum value		1617.80 cd/klm		Position		C=0.00 G=0.00		CG		Double Symmetrical	
Luminance cd/m2														Table 2/3	
		C 130.00	C 140.00	C 150.00	C 160.00	C 170.00	C 180.00	C 190.00	C 200.00	C 210.00	C 220.00	C 230.00	C 240.00	C 250.00	
G 0.0	31713	31713	31713	31713	31713	31713	31713	31713	31713	31713	31713	31713	31713	31713	31713
G 5.0	30813	30809	30815	30806	30800	30800	30800	30806	30815	30809	30813	30831	30841	30841	30841
G 10.0	28768	28725	28705	28673	28646	28634	28646	28673	28705	28725	28768	28841	28907	28907	28907
G 15.0	24072	24010	23982	23958	23978	24045	23978	23958	23982	24010	24072	24164	24244	24244	24244
G 20.0	18829	18787	18758	18739	18730	18727	18730	18739	18758	18787	18829	18881	18925	18925	18925
G 25.0	13484	13458	13412	13379	13355	13332	13355	13379	13412	13458	13484	13521	13627	13627	13627
G 30.0	5608	5590	5611	5506	5439	5419	5439	5506	5611	5590	5608	5652	5544	5544	5544
G 35.0	1935	1891	1847	1822	1806	1790	1806	1822	1847	1891	1935	1972	2003	2003	2003
G 40.0	397	382	345	282	225	184	225	282	345	382	397	397	385	385	385
G 45.0	79	77	61	46	41	39	41	46	61	77	79	69	61	61	61
G 50.0	37	33	24	22	21	21	21	22	24	33	37	34	29	29	29
G 55.0	14	14	14	14	14	14	14	14	14	14	14	14	14	14	14
G 60.0	16	15	12	3	0	0	0	3	12	15	16	16	14	14	14
G 65.0	0	0	0	0	0	0	0	0	0	0	0	0	0	0	0
G 70.0	0	0	0	0	0	0	0	0	0	0	0	0	0	0	0
G 75.0	0	0	0	0	0	0	0	0	0	0	0	0	0	0	0
G 80.0	0	0	0	0	0	0	0	0	0	0	0	0	0	0	0
G 85.0	0	0	0	0	0	0	0	0	0	0	0	0	0	0	0
G 90.0	0	0	0	0	0	0	0	0	0	0	0	0	0	0	0

Luminaire

Code 90725L290

Name CORA /C L90W30 2 BOPTICS K3 840 LO

Measurem.

Code 28/7/2023

Name CORA /C L90W30 2 BOPTICS K3 840 LO

Luminaire Flux	2621 lm	Luminaire Power	19.4 W	Efficacy	134.735 lm/W	Efficiency	81.13%
Source Flux	3230 lm	Maximum value	1617.80 cd/klm	Position	C=0.00 G=0.00	CG	Double Symmetrical

Luminance cd/m2 Table 3/3

	C 260.00	C 270.00	C 280.00	C 290.00	C 300.00	C 310.00	C 320.00	C 330.00	C 340.00	C 350.00
G 0.0	31713	31713	31713	31713	31713	31713	31713	31713	31713	31713
G 5.0	30845	30851	30845	30841	30831	30813	30809	30815	30806	30800
G 10.0	28950	28972	28950	28907	28841	28768	28725	28705	28673	28646
G 15.0	24269	24272	24269	24244	24164	24072	24010	23982	23958	23978
G 20.0	18935	18915	18935	18925	18881	18829	18787	18758	18739	18730
G 25.0	13675	13624	13675	13627	13521	13484	13458	13412	13379	13355
G 30.0	5482	5478	5482	5544	5652	5608	5590	5611	5506	5439
G 35.0	2016	2010	2016	2003	1972	1935	1891	1847	1822	1806
G 40.0	359	322	359	385	397	397	382	345	282	225
G 45.0	55	50	55	61	69	79	77	61	46	41
G 50.0	27	27	27	29	34	37	33	24	22	21
G 55.0	14	14	14	14	14	14	14	14	14	14
G 60.0	9	0	9	14	16	16	15	12	3	0
G 65.0	0	0	0	0	0	0	0	0	0	0
G 70.0	0	0	0	0	0	0	0	0	0	0
G 75.0	0	0	0	0	0	0	0	0	0	0
G 80.0	0	0	0	0	0	0	0	0	0	0
G 85.0	0	0	0	0	0	0	0	0	0	0
G 90.0	0	0	0	0	0	0	0	0	0	0