

Luminaire

Code 90726L212
Name CORA /E L12W30 2 BOPTICS 830 LO

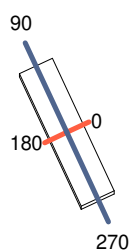
Measur.

Code 28/7/2023
Name CORA /E L12W30 2 BOPTICS 830 LO

Luminaire Flux	3505 lm	Luminaire Power	26.9 W	Efficacy	130.392 lm/W	Efficiency	81.13%
Source Flux	4320 lm	Maximum value	1617.80 cd/klm	Position	C=0.00 G=0.00	CG	Double Symmetrical

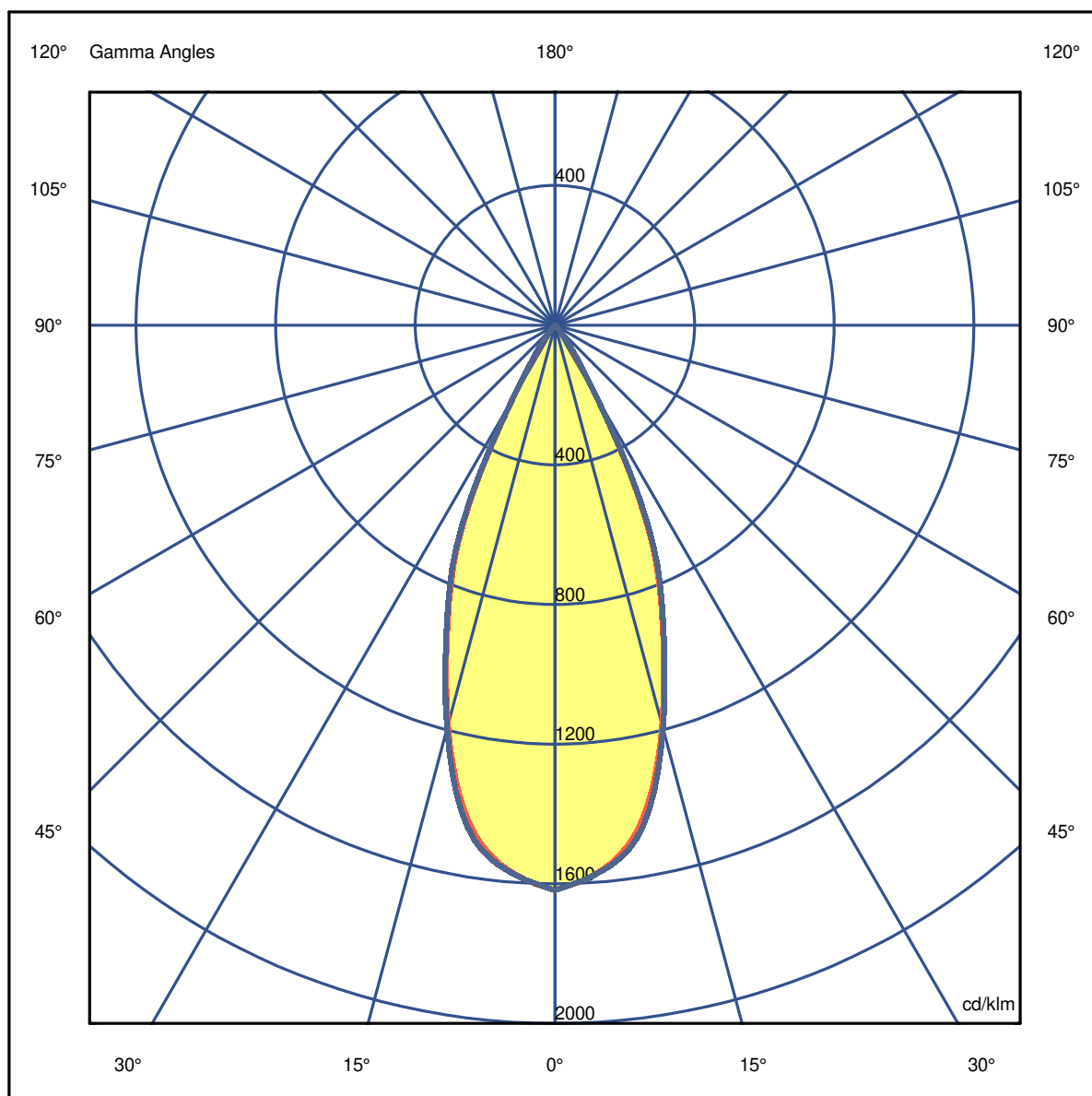
1197mm x 297mm

C Halfplanes



180.0 0.0

270.0 90.0



Luminaire

Code 90726L212
Name CORA /E L12W30 2 BOPTICS 830 LO

Measurem.

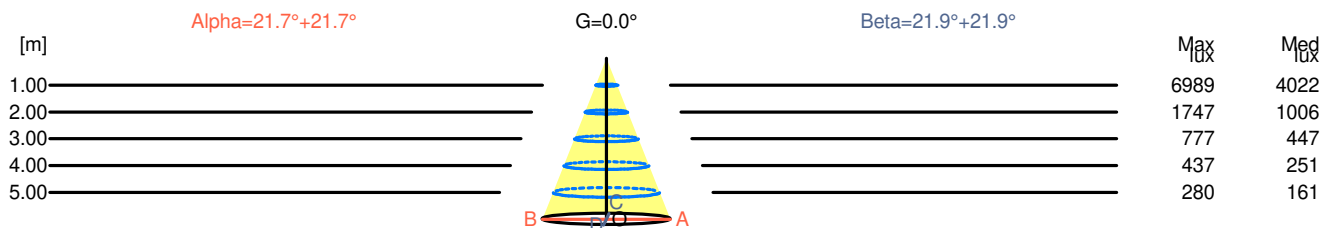
Code 28/7/2023
Name CORA /E L12W30 2 BOPTICS 830 LO

Luminaire Flux	3505 lm	Luminaire Power	26.9 W	Efficacy	130.392 lm/W	Efficiency	81.13%
Source Flux	4320 lm	Maximum value	1617.80 cd/klm	Position	C=0.00 G=0.00	CG	Double Symmetrical

Width at 50.00 % of Max Intensity

H[m]	1.00	2.00	3.00	4.00	5.00	H[m]	1.00	2.00	3.00	4.00	5.00
OA	0.40	0.80	1.19	1.59	1.99	OC	0.40	0.81	1.21	1.61	2.01
OB	0.40	0.80	1.19	1.59	1.99	OD	0.40	0.81	1.21	1.61	2.01

	0	5	15	25	35	45	55	65	75	85
OA	6988.90	6761.66	5118.34	2662.85	323.14	6.05	1.73	0.00	0.00	0.00
OB	6988.90	6761.66	5118.34	2662.85	323.14	6.05	1.73	0.00	0.00	0.00
OC	6988.90	6772.90	5166.72	2721.17	362.88	7.78	1.73	0.00	0.00	0.00
OD	6988.90	6772.90	5166.72	2721.17	362.88	7.78	1.73	0.00	0.00	0.00



H[m]	D[m]	Max lux	Med lux	Alpha=21.7°+21.7°	G=0.0	
1.00	0.80	6989	4022			
2.00	1.59	1747	1006			
3.00	2.39	777	447			
4.00	3.19	437	251			
5.00	3.98	280	161			

H[m]	D[m]	Max lux	Med lux	Beta=21.9°+21.9°	G=0.0	
1.00	0.81	6989	4022			
2.00	1.61	1747	1006			
3.00	2.42	777	447			
4.00	3.22	437	251			
5.00	4.03	280	161			

Luminaire

Code 90726L212
Name CORA /E L12W30 2 BOPTICS 830 LO

Measurem.

Code 28/7/2023
Name CORA /E L12W30 2 BOPTICS 830 LO

Luminaire Flux	3505 lm	Luminaire Power	26.9 W	Efficacy	130.392 lm/W	Efficiency	81.13%
Source Flux	4320 lm	Maximum value	1617.80 cd/klm	Position	C=0.00 G=0.00	CG	Double Symmetrical

UGR
S = 0.250

Reflectancies										
Ceiling/Cavity	0.7	0.7	0.5	0.5	0.3	0.7	0.7	0.5	0.5	0.3
Walls	0.5	0.3	0.5	0.3	0.3	0.5	0.3	0.5	0.3	0.3
Working Plane	0.2	0.2	0.2	0.2	0.2	0.2	0.2	0.2	0.2	0.2
Room Dimensions	Lateral View					Viewed Endwise				
x=2H y=2H	1.3	1.9	1.5	2.1	2.3	1.6	2.2	1.8	2.4	2.6
x=2H y=3H	1.2	1.7	1.4	2.0	2.2	1.4	2.0	1.7	2.3	2.5
x=2H y=4H	1.1	1.6	1.4	1.9	2.2	1.4	1.9	1.7	2.2	2.4
x=2H y=6H	1.0	1.5	1.3	1.8	2.1	1.3	1.8	1.6	2.1	2.4
x=2H y=8H	1.0	1.5	1.3	1.8	2.1	1.3	1.7	1.6	2.0	2.3
x=2H y=12H	0.9	1.4	1.3	1.7	2.0	1.2	1.7	1.6	2.0	2.3
x=4H y=2H	1.1	1.6	1.4	1.9	2.2	1.4	1.9	1.7	2.2	2.4
x=4H y=3H	0.9	1.4	1.3	1.7	2.0	1.2	1.7	1.6	2.0	2.3
x=4H y=4H	0.9	1.3	1.3	1.6	1.9	1.2	1.5	1.5	1.9	2.2
x=4H y=6H	0.8	1.1	1.2	1.5	1.9	1.1	1.4	1.5	1.8	2.1
x=4H y=8H	0.8	1.0	1.2	1.4	1.8	1.0	1.3	1.5	1.7	2.1
x=4H y=12H	0.7	1.0	1.2	1.4	1.8	1.0	1.2	1.4	1.6	2.1
x=8H y=4H	0.8	1.0	1.2	1.4	1.8	1.0	1.3	1.5	1.7	2.1
x=8H y=6H	0.7	0.9	1.1	1.3	1.7	0.9	1.1	1.4	1.6	2.0
x=8H y=8H	0.6	0.8	1.1	1.2	1.7	0.9	1.1	1.4	1.5	2.0
x=8H y=12H	0.6	0.7	1.0	1.2	1.7	0.8	1.0	1.3	1.4	1.9
x=12H y=4H	0.7	1.0	1.2	1.4	1.8	1.0	1.2	1.4	1.6	2.1
x=12H y=6H	0.6	0.8	1.1	1.2	1.7	0.9	1.1	1.4	1.5	2.0
x=12H y=8H	0.6	0.7	1.0	1.2	1.7	0.8	1.0	1.3	1.4	1.9

Luminaire

Code 90726L212

Name CORA /E L12W30 2 BOPTICS 830 LO

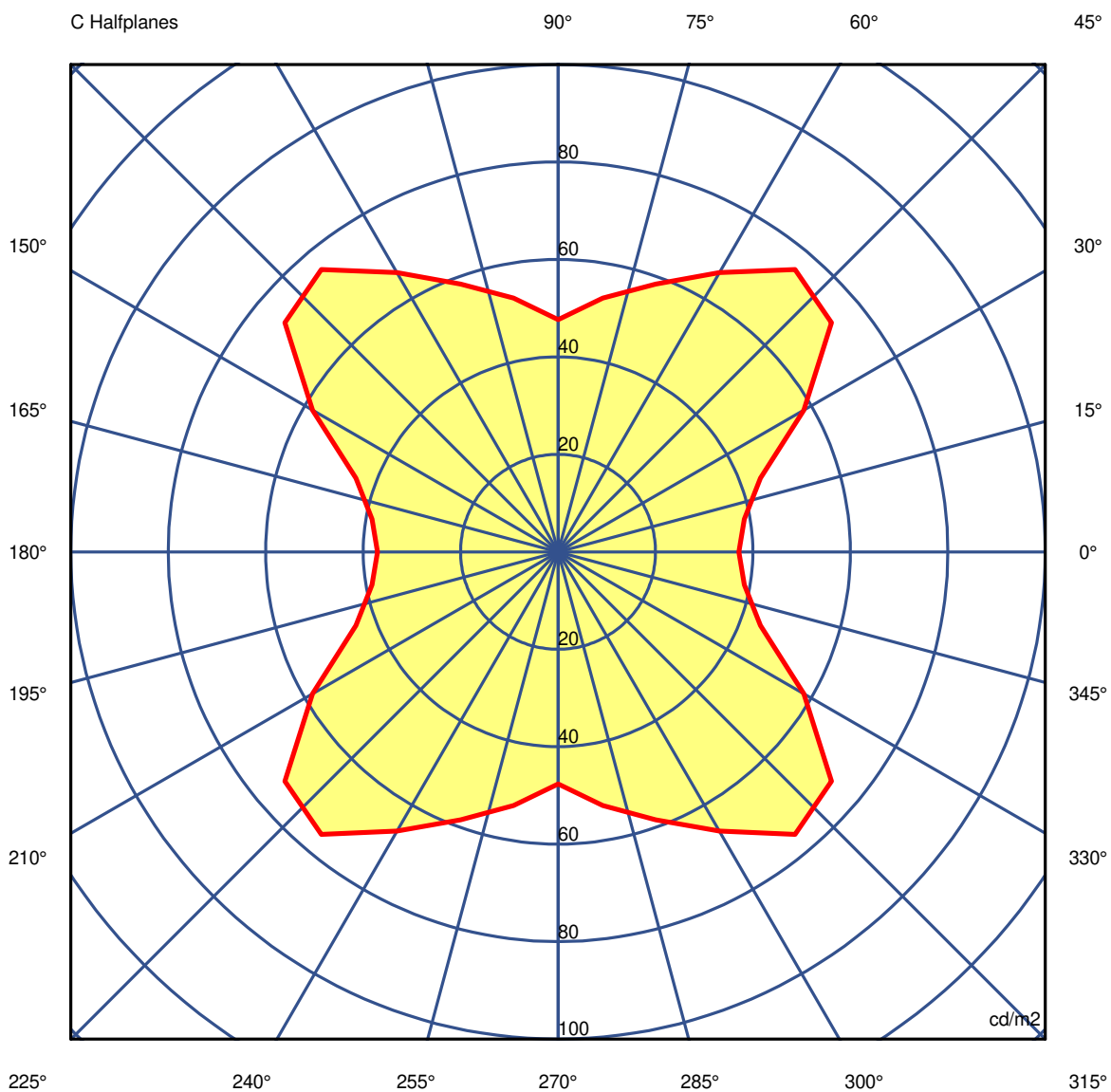
Measurem.

Code 28/7/2023

Name CORA /E L12W30 2 BOPTICS 830 LO

Luminaire Flux	3505 lm	Luminaire Power	26.9 W	Efficacy	130.392 lm/W	Efficiency	81.13%
Source Flux	4320 lm	Maximum value	1617.80 cd/klm	Position	C=0.00 G=0.00	CG	Double Symmetrical

Luminance



Luminaire

Code 90726L212

Name CORA /E L12W30 2 BOPTICS 830 LO

Measurement

Code 28/7/2023

Name CORA /E L12W30 2 BOPTICS 830 LO

Luminaire Flux	3505 lm	Luminaire Power		26.9 W		Efficacy		130.392 lm/W		Efficiency		81.13%	
Source Flux	4320 lm	Maximum value		1617.80 cd/klm		Position		C=0.00 G=0.00		CG		Double Symmetrical	
Luminance cd/m2 Table 1/3													
	C 0.00	C 10.00	C 20.00	C 30.00	C 40.00	C 50.00	C 60.00	C 70.00	C 80.00	C 90.00	C 100.00	C 110.00	C 120.00
G 0.0	30281	30281	30281	30281	30281	30281	30281	30281	30281	30281	30281	30281	30281
G 5.0	29408	29408	29414	29423	29417	29420	29438	29447	29452	29457	29452	29447	29438
G 10.0	27340	27352	27378	27408	27427	27468	27538	27601	27642	27663	27642	27601	27538
G 15.0	22958	22894	22875	22898	22925	22984	23073	23149	23173	23175	23173	23149	23073
G 20.0	17881	17883	17892	17911	17938	17979	18028	18070	18080	18060	18080	18070	18028
G 25.0	12730	12752	12775	12806	12850	12874	12910	13011	13057	13009	13057	13011	12910
G 30.0	5174	5193	5257	5358	5337	5354	5397	5294	5235	5230	5235	5294	5397
G 35.0	1709	1724	1740	1764	1806	1848	1883	1913	1925	1919	1925	1913	1883
G 40.0	176	215	270	330	365	379	379	367	343	308	343	367	379
G 45.0	37	39	44	58	73	76	66	58	53	48	53	58	66
G 50.0	20	20	21	23	32	36	32	28	26	26	26	28	32
G 55.0	13	13	13	13	13	13	13	13	13	13	13	13	13
G 60.0	0	0	3	11	15	15	15	13	8	0	8	13	15
G 65.0	0	0	0	0	0	0	0	0	0	0	0	0	0
G 70.0	0	0	0	0	0	0	0	0	0	0	0	0	0
G 75.0	0	0	0	0	0	0	0	0	0	0	0	0	0
G 80.0	0	0	0	0	0	0	0	0	0	0	0	0	0
G 85.0	0	0	0	0	0	0	0	0	0	0	0	0	0
G 90.0	0	0	0	0	0	0	0	0	0	0	0	0	0

Luminaire

Code 90726L212

Name CORA /E L12W30 2 BOPTICS 830 LO

Measurem.

Code 28/7/2023

Name CORA /E L12W30 2 BOPTICS 830 LO

Luminaire Flux	3505 lm	Luminaire Power		26.9 W		Efficacy		130.392 lm/W		Efficiency		81.13%	
Source Flux	4320 lm	Maximum value		1617.80 cd/klm		Position		C=0.00 G=0.00		CG		Double Symmetrical	
Luminance cd/m2 Table 2/3													
	C 130.00	C 140.00	C 150.00	C 160.00	C 170.00	C 180.00	C 190.00	C 200.00	C 210.00	C 220.00	C 230.00	C 240.00	C 250.00
G 0.0	30281	30281	30281	30281	30281	30281	30281	30281	30281	30281	30281	30281	30281
G 5.0	29420	29417	29423	29414	29408	29408	29408	29414	29423	29417	29420	29438	29447
G 10.0	27468	27427	27408	27378	27352	27340	27352	27378	27408	27427	27468	27538	27601
G 15.0	22984	22925	22898	22875	22894	22958	22894	22875	22898	22925	22984	23073	23149
G 20.0	17979	17938	17911	17892	17883	17881	17883	17892	17911	17938	17979	18028	18070
G 25.0	12874	12850	12806	12775	12752	12730	12752	12775	12806	12850	12874	12910	13011
G 30.0	5354	5337	5358	5257	5193	5174	5193	5257	5358	5337	5354	5397	5294
G 35.0	1848	1806	1764	1740	1724	1709	1724	1740	1764	1806	1848	1883	1913
G 40.0	379	365	330	270	215	176	215	270	330	365	379	379	367
G 45.0	76	73	58	44	39	37	39	44	58	73	76	66	58
G 50.0	36	32	23	21	20	20	20	21	23	32	36	32	28
G 55.0	13	13	13	13	13	13	13	13	13	13	13	13	13
G 60.0	15	15	11	3	0	0	0	3	11	15	15	15	13
G 65.0	0	0	0	0	0	0	0	0	0	0	0	0	0
G 70.0	0	0	0	0	0	0	0	0	0	0	0	0	0
G 75.0	0	0	0	0	0	0	0	0	0	0	0	0	0
G 80.0	0	0	0	0	0	0	0	0	0	0	0	0	0
G 85.0	0	0	0	0	0	0	0	0	0	0	0	0	0
G 90.0	0	0	0	0	0	0	0	0	0	0	0	0	0

Luminaire

Code 90726L212

Name CORA /E L12W30 2 BOPTICS 830 LO

Measurem.

Code 28/7/2023

Name CORA /E L12W30 2 BOPTICS 830 LO

Luminaire Flux	3505 lm	Luminaire Power	26.9 W	Efficacy	130.392 lm/W	Efficiency	81.13%
----------------	---------	-----------------	--------	----------	--------------	------------	--------

Source Flux	4320 lm	Maximum value	1617.80 cd/klm	Position	C=0.00 G=0.00	CG	Double Symmetrical
-------------	---------	---------------	----------------	----------	---------------	----	--------------------

Luminance cd/m2 Table 3/3

	C 260.00	C 270.00	C 280.00	C 290.00	C 300.00	C 310.00	C 320.00	C 330.00	C 340.00	C 350.00
G 0.0	30281	30281	30281	30281	30281	30281	30281	30281	30281	30281
G 5.0	29452	29457	29452	29447	29438	29420	29417	29423	29414	29408
G 10.0	27642	27663	27642	27601	27538	27468	27427	27408	27378	27352
G 15.0	23173	23175	23173	23149	23073	22984	22925	22898	22875	22894
G 20.0	18080	18060	18080	18070	18028	17979	17938	17911	17892	17883
G 25.0	13057	13009	13057	13011	12910	12874	12850	12806	12775	12752
G 30.0	5235	5230	5235	5294	5397	5354	5337	5358	5257	5193
G 35.0	1925	1919	1925	1913	1883	1848	1806	1764	1740	1724
G 40.0	343	308	343	367	379	379	365	330	270	215
G 45.0	53	48	53	58	66	76	73	58	44	39
G 50.0	26	26	26	28	32	36	32	23	21	20
G 55.0	13	13	13	13	13	13	13	13	13	13
G 60.0	8	0	8	13	15	15	15	11	3	0
G 65.0	0	0	0	0	0	0	0	0	0	0
G 70.0	0	0	0	0	0	0	0	0	0	0
G 75.0	0	0	0	0	0	0	0	0	0	0
G 80.0	0	0	0	0	0	0	0	0	0	0
G 85.0	0	0	0	0	0	0	0	0	0	0
G 90.0	0	0	0	0	0	0	0	0	0	0