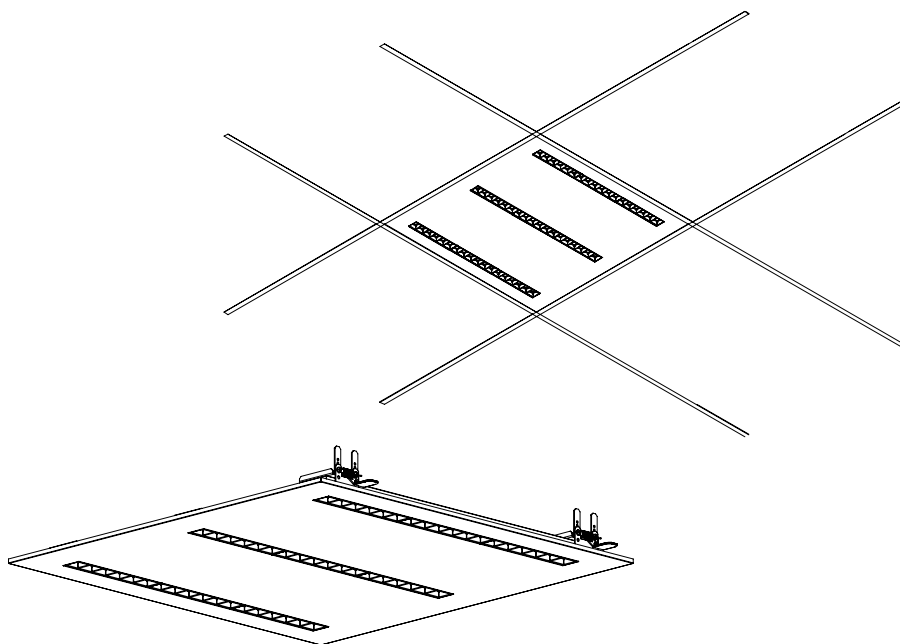
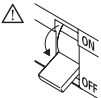


**CORA / E****EN** INSTALLATION INSTRUCTIONS**FR** NOTICE DE MONTAGE**DE** MONTAGEANLEITUNG**PT** INSTRUÇÕES DE MONTAGEM**ES** INSTRUCCIONES DE MONTAJE

Order code / Code com. / Bestell-Nr. / Código / Código: 90729L... | 90729Q... | 90726L... | 90726Q...

**EN** Carefully read the instalation instructions provided before installing the device. Safety and Maintenance: Scan here.**FR** Lire attentivement les notices de montage avant l'installation de l'appareil. Sécurité et Entretien: Sancez ici.**DE** Bitte lesen die mitgelieferte Montageanleitungen vor de Montage des Geräts. Sicherheit und Wartung: Hier scannen.**PT** Leia atentamente as instruções de montagem fornecidas antes de instalar o aparelho. Segurança e Manutenção: Scan aqui.**ES** Lea atentamente las instrucciones de montaje proporcionadas antes de instalar el aparato. Seguridad y Mantenimiento: Escanea aqui.

# CORA /E



TOOLS | OUTILS | WERKZEUG | FERRAMENTAS | HERRAMIENTAS

Phillips screwdriver

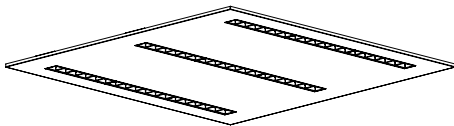


**EN** USE GLOVES.  
**FR** UTILISEZ DES GANTS.  
**DE** HANDSCHUHE BENUTZEN.  
**PT** UTILIZE LUVAS.  
**ES** USE GUANTES.



## CORA /E

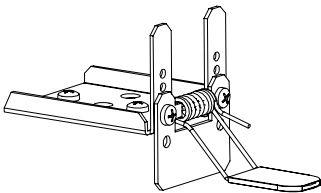
90729L... | 90729Q... | 90726L... | 90726Q...



(x1)

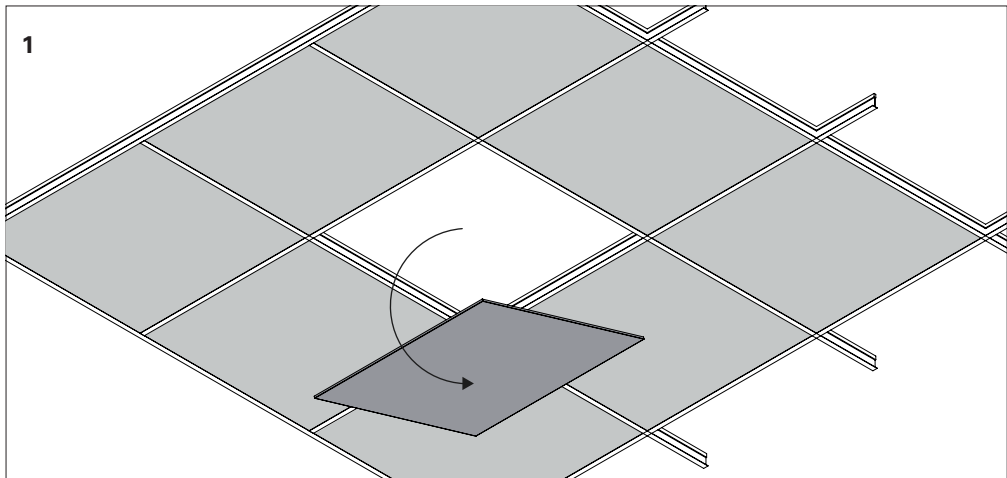
## RECESSING KIT

927700

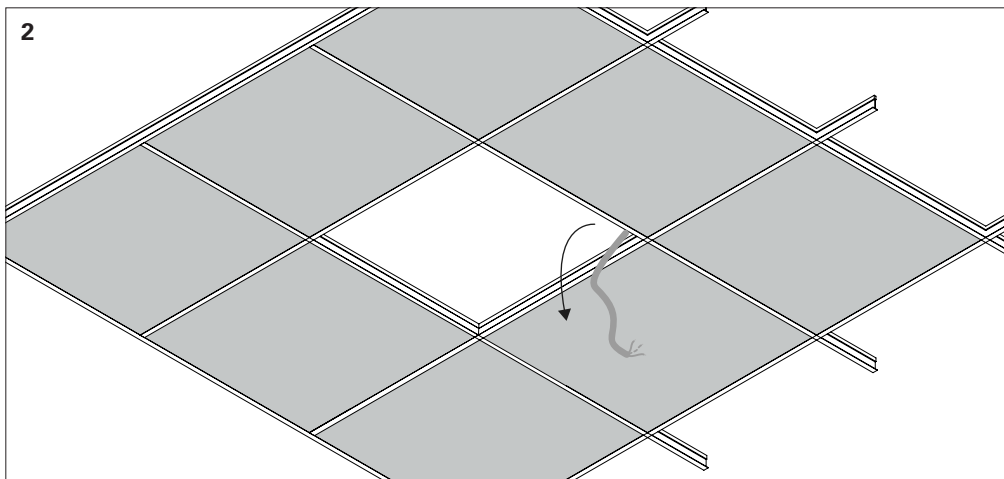


(x4)

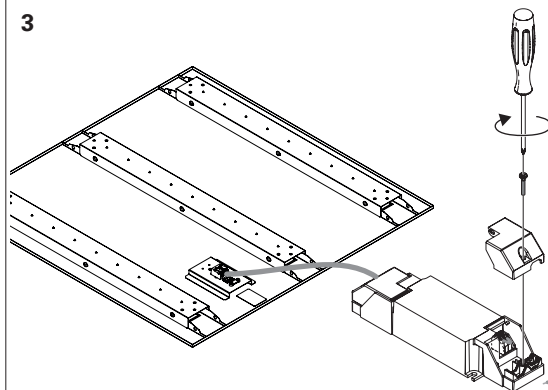
1



2



3



**EN** THE POWER CONNECTION MUST RESPECT THE CHARACTERISTICS AND CONNECTIONS DESCRIBED ON THE DRIVER.

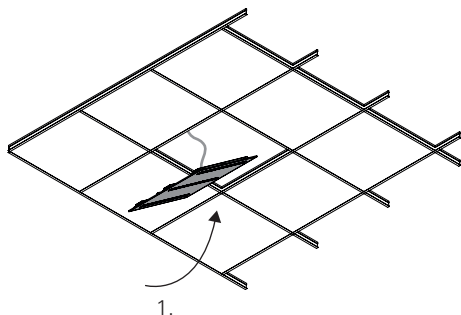
**FR** LA CONNEXION DE L'ALIMENTATION DOIT ÊTRE CONFORME AUX CARACTÉRISTIQUES ET AUX CONNEXIONS INDiquÉES SUR LE DRIVER.

**PT** A CONEXÃO DA ALIMENTAÇÃO DEVE RESPEITAR AS CARACTERÍSTICAS E LIGAÇÕES DESCRITAS NO DRIVER.

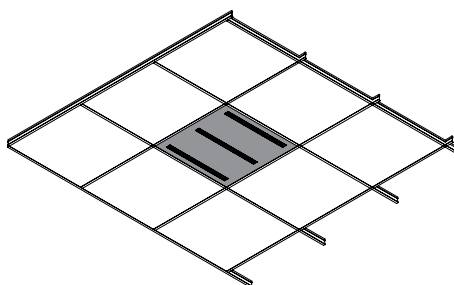
**ES** LA CONEXIÓN DE LA ALIMENTACIÓN DEBE RESPETAR LAS CARACTERÍSTICAS Y CONEXIONES DESCRITAS EN EL DRIVER.

**DE** DER STROMANSCHLUSS MUSS DEN AUF DEM DRIVER BESCHRIEBENEN EIGENSCHAFTEN UND ANSCHLÜSSEN ENTSPRECHEN.

4

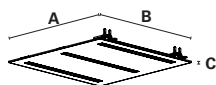
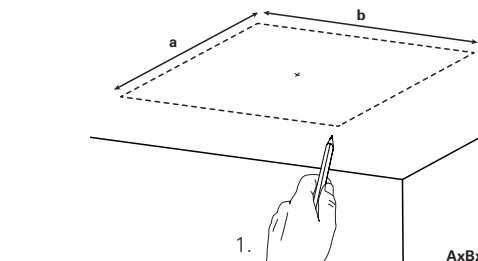


2.

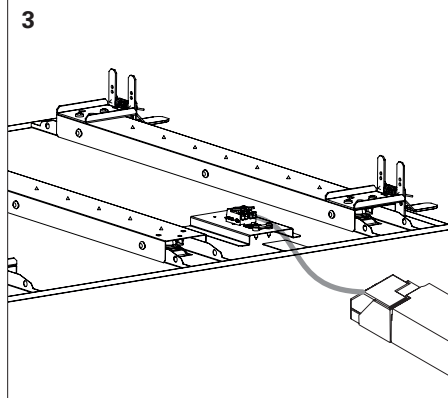
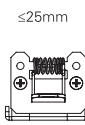
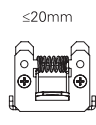
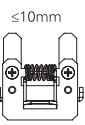
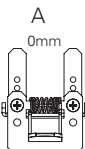
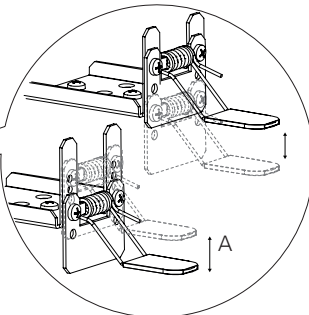
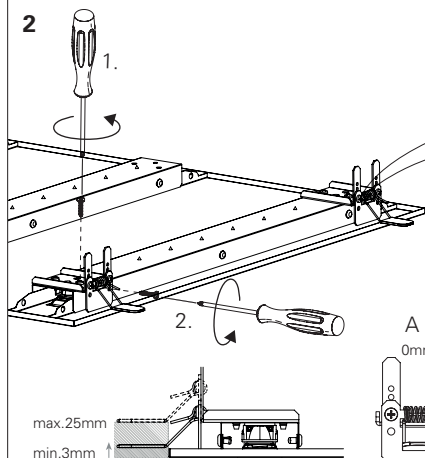
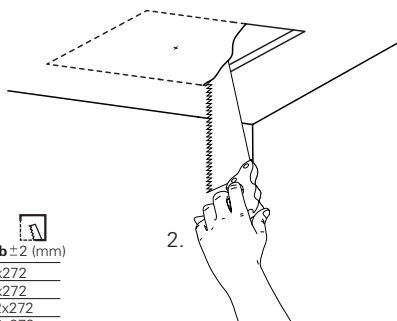


# RECESSING KIT

1



AxBxC	axb ± 2 (mm)
597x297x30	572x272
897x297x30	872x272
1197x297x30	1172x272
1497x297x30	1472x272
597x597x30	572x572



**EN** THE POWER CONNECTION MUST RESPECT THE CHARACTERISTICS AND CONNECTIONS DESCRIBED ON THE DRIVER.

**FR** LA CONNEXION DE L'ALIMENTATION DOIT ETRE CONFORME AUX CARACTERISTIQUES ET AUX CONNEXIONS INDIQUEES SUR LE DRIVER.

**PT** A CONEXÃO DA ALIMENTAÇÃO DEVE RESPEITAR AS CARACTERÍSTICAS E LIGAÇÕES DESCRITAS NO DRIVER.

**ES** LA CONEXIÓN DE LA ALIMENTACIÓN DEBE RESPETAR LAS CARACTERÍSTICAS Y CONEXIONES DESCRITAS EN EL DRIVER.

**DE** DER STROMANSCHLUSS MUSS DEN AUF DEM DRIVER BESCHRIEBENEN EIGENSCHAFTEN UND ANSCHLÜSSEN ENTSPRECHEN.

4

