

Luminaire

Code 90727L212

Name CORA L12W30 2 BOPTICS K3 830 HO

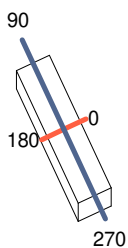
Measurem.

Code 28/7/2023

Name CORA L12W30 2 BOPTICS K3 830 HO

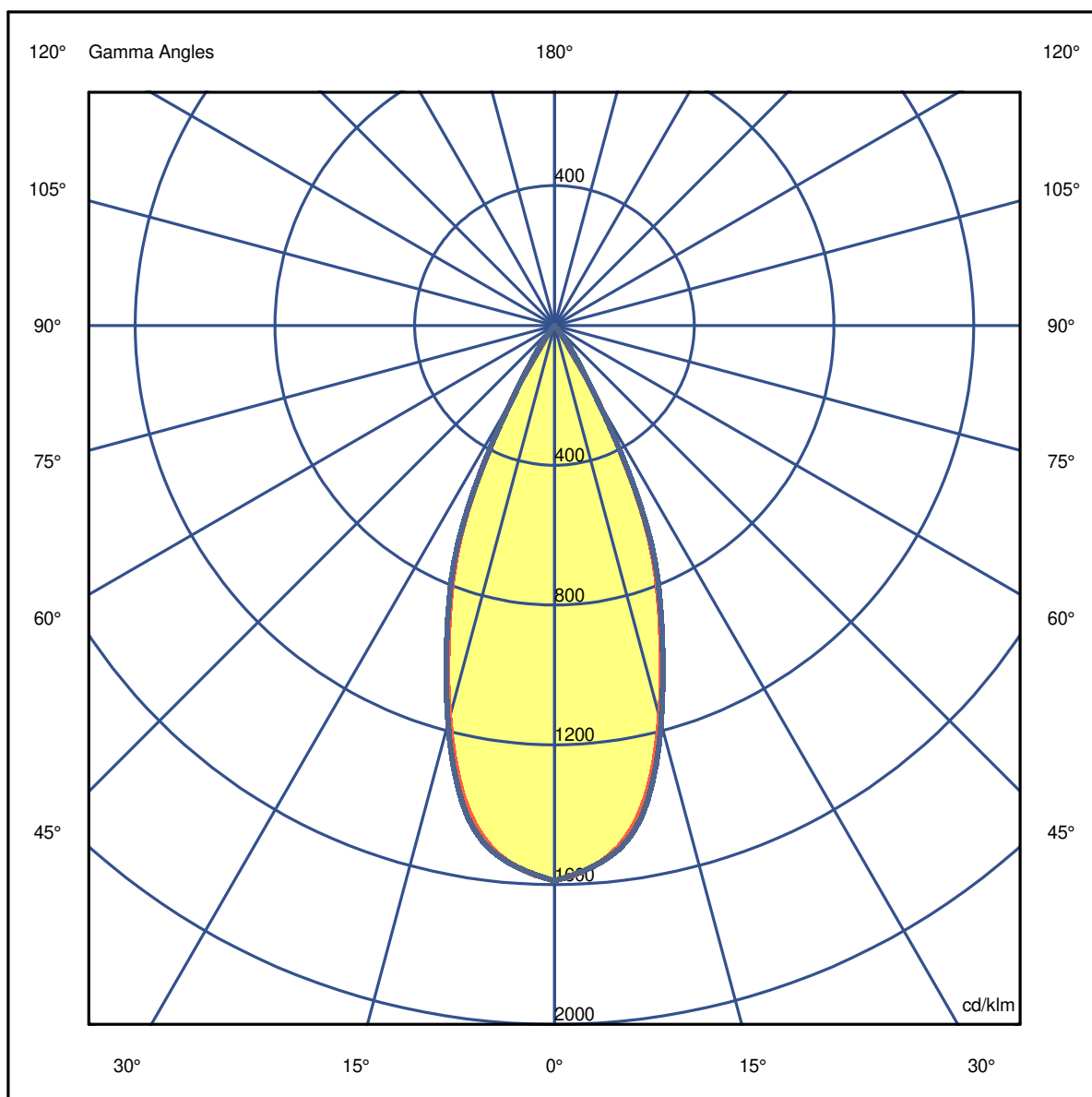
Luminaire Flux	5049 lm	Luminaire Power	39.3 W	Efficacy	128.474 lm/W	Efficiency	79.76%
Source Flux	6330 lm	Maximum value	1588.50 cd/klm	Position	C=0.00 G=0.00	CG	Double Symmetrical

1197mm x 297mm



C Halfplanes

180.0 — 0.0
270.0 — 90.0



Luminaire

Code 90727L212

Name CORA L12W30 2 BOPTICS K3 830 HO

Measurem.

Code 28/7/2023

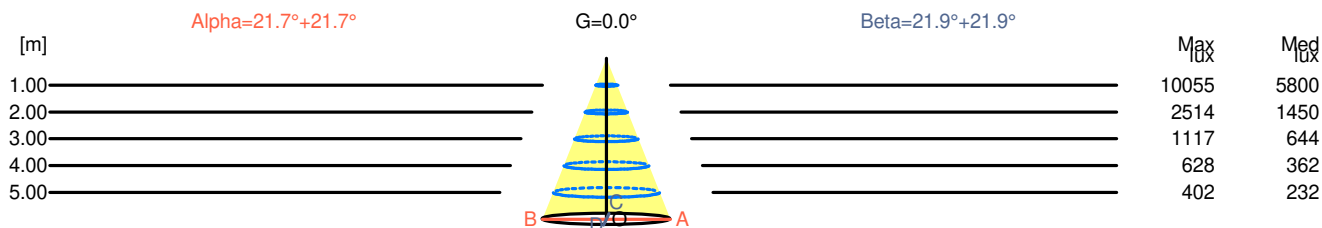
Name CORA L12W30 2 BOPTICS K3 830 HO

Luminaire Flux	5049 lm	Luminaire Power	39.3 W	Efficacy	128.474 lm/W	Efficiency	79.76%
Source Flux	6330 lm	Maximum value	1588.50 cd/klm	Position	C=0.00 G=0.00	CG	Double Symmetrical

Width at 50.00 % of Max Intensity

H[m]	1.00	2.00	3.00	4.00	5.00	H[m]	1.00	2.00	3.00	4.00	5.00
OA	0.40	0.80	1.19	1.59	1.99	OC	0.40	0.81	1.21	1.61	2.01
OB	0.40	0.80	1.19	1.59	1.99	OD	0.40	0.81	1.21	1.61	2.01

	0	5	15	25	35	45	55	65	75	85
OA	10055.21	9746.30	7357.99	3808.13	469.05	7.60	0.00	0.00	0.00	0.00
OB	10055.21	9746.30	7357.99	3808.13	469.05	7.60	0.00	0.00	0.00	0.00
OC	10055.21	9754.53	7457.37	3879.02	515.89	12.03	0.00	0.00	0.00	0.00
OD	10055.21	9754.53	7457.37	3879.02	515.89	12.03	0.00	0.00	0.00	0.00



H[m]	D[m]	Max lux	Med lux	Alpha=21.7°+21.7°	G=0.0	
1.00	0.80	10055	5800			
2.00	1.59	2514	1450			
3.00	2.39	1117	644			
4.00	3.18	628	362			
5.00	3.98	402	232			

H[m]	D[m]	Max lux	Med lux	Beta=21.9°+21.9°	G=0.0	
1.00	0.81	10055	5800			
2.00	1.61	2514	1450			
3.00	2.42	1117	644			
4.00	3.22	628	362			
5.00	4.03	402	232			

Luminaire

Code 90727L212

Name CORA L12W30 2 BOPTICS K3 830 HO

Measurem.

Code 28/7/2023

Name CORA L12W30 2 BOPTICS K3 830 HO

Luminaire Flux	5049 lm	Luminaire Power	39.3 W	Efficacy	128.474 lm/W	Efficiency	79.76%
Source Flux	6330 lm	Maximum value	1588.50 cd/klm	Position	C=0.00 G=0.00	CG	Double Symmetrical

UGR
S = 0.250

Reflectancies										
Ceiling/Cavity	0.7	0.7	0.5	0.5	0.3	0.7	0.7	0.5	0.5	0.3
Walls	0.5	0.3	0.5	0.3	0.3	0.5	0.3	0.5	0.3	0.3
Working Plane	0.2	0.2	0.2	0.2	0.2	0.2	0.2	0.2	0.2	0.2
Room Dimensions										
Lateral View					Viewed Endwise					
x=2H y=2H	2.8	3.4	3.0	3.6	3.8	2.9	3.6	3.2	3.8	3.9
x=2H y=3H	2.7	3.2	2.9	3.5	3.7	2.8	3.4	3.1	3.6	3.8
x=2H y=4H	2.6	3.1	2.9	3.4	3.6	2.7	3.3	3.0	3.5	3.8
x=2H y=6H	2.5	3.0	2.8	3.3	3.6	2.7	3.2	3.0	3.4	3.7
x=2H y=8H	2.5	2.9	2.8	3.2	3.5	2.6	3.1	2.9	3.4	3.7
x=2H y=12H	2.4	2.9	2.8	3.2	3.5	2.6	3.0	2.9	3.3	3.6
x=4H y=2H	2.6	3.1	2.9	3.4	3.6	2.7	3.3	3.0	3.5	3.8
x=4H y=3H	2.4	2.9	2.8	3.2	3.5	2.6	3.0	2.9	3.3	3.6
x=4H y=4H	2.4	2.7	2.7	3.1	3.4	2.5	2.9	2.9	3.2	3.6
x=4H y=6H	2.3	2.6	2.7	3.0	3.4	2.4	2.7	2.8	3.1	3.5
x=4H y=8H	2.2	2.5	2.7	2.9	3.3	2.4	2.7	2.8	3.0	3.4
x=4H y=12H	2.2	2.5	2.6	2.9	3.3	2.4	2.6	2.8	3.0	3.4
x=8H y=4H	2.2	2.5	2.7	2.9	3.3	2.4	2.7	2.8	3.0	3.4
x=8H y=6H	2.2	2.4	2.6	2.8	3.2	2.3	2.5	2.8	2.9	3.4
x=8H y=8H	2.1	2.3	2.6	2.7	3.2	2.3	2.4	2.7	2.9	3.3
x=8H y=12H	2.1	2.2	2.5	2.7	3.2	2.2	2.3	2.7	2.8	3.3
x=12H y=4H	2.2	2.5	2.6	2.9	3.3	2.4	2.6	2.8	3.0	3.4
x=12H y=6H	2.1	2.3	2.6	2.7	3.2	2.3	2.4	2.7	2.9	3.3
x=12H y=8H	2.1	2.2	2.5	2.7	3.2	2.2	2.3	2.7	2.8	3.3

Luminaire

Code 90727L212

Name CORA L12W30 2 BOPTICS K3 830 HO

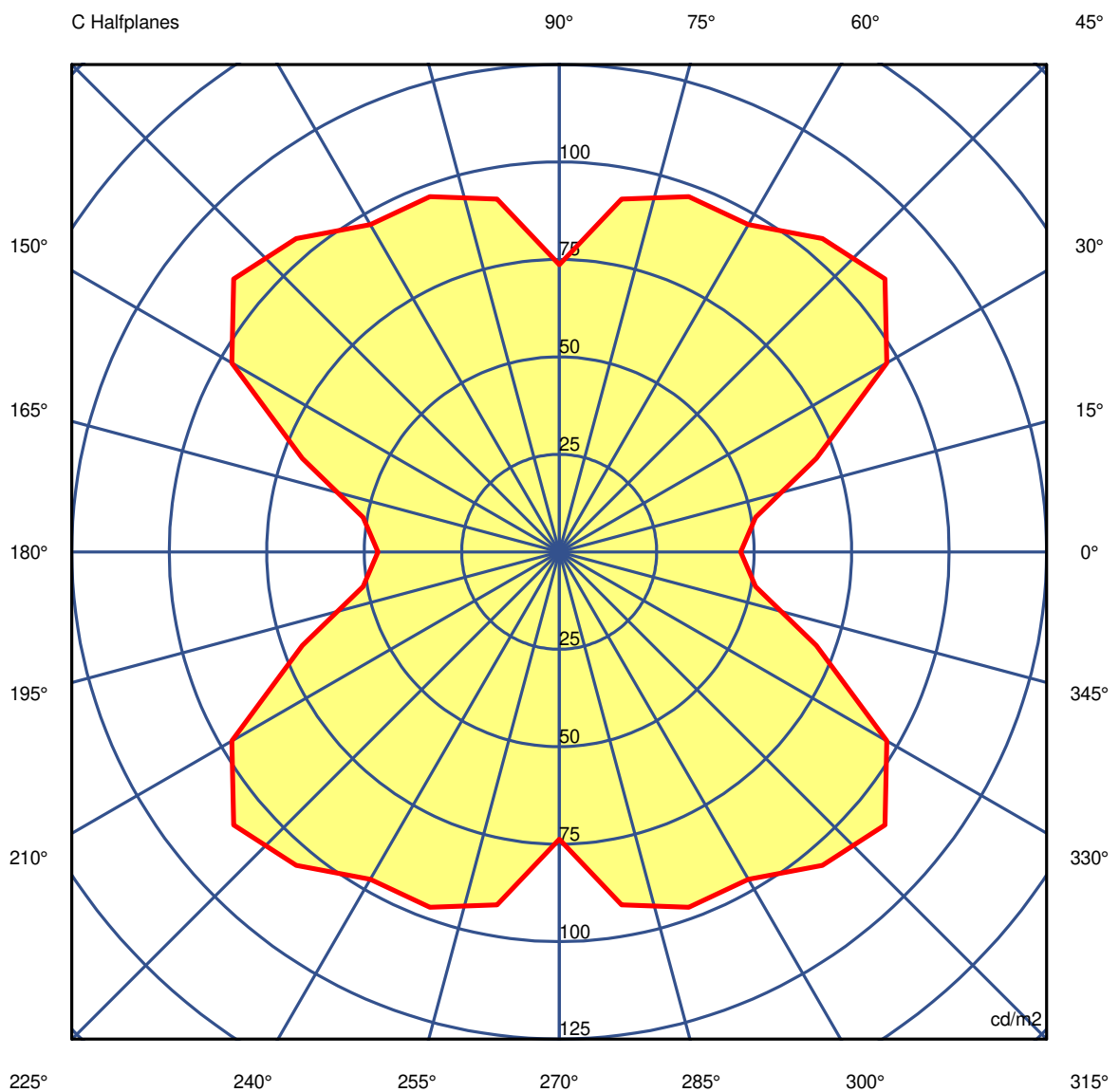
Measurem.

Code 28/7/2023

Name CORA L12W30 2 BOPTICS K3 830 HO

Luminaire Flux	5049 lm	Luminaire Power	39.3 W	Efficacy	128.474 lm/W	Efficiency	79.76%
Source Flux	6330 lm	Maximum value	1588.50 cd/klm	Position	C=0.00 G=0.00	CG	Double Symmetrical

Luminance



45.0°

Luminaire

Code 90727L212

Name CORA L12W30 2 BOPTICS K3 830 HO

Measurem.

Code 28/7/2023

Name CORA L12W30 2 BOPTICS K3 830 HO

Luminaire Flux	5049 lm	Luminaire Power		39.3 W		Efficacy		128.474 lm/W		Efficiency		79.76%	
Source Flux	6330 lm	Maximum value		1588.50 cd/klm		Position		C=0.00 G=0.00		CG		Double Symmetrical	
Luminance cd/m2 Table 1/3													
	C 0.00	C 10.00	C 20.00	C 30.00	C 40.00	C 50.00	C 60.00	C 70.00	C 80.00	C 90.00	C 100.00	C 110.00	C 120.00
G 0.0	43566	43566	43566	43566	43566	43566	43566	43566	43566	43566	43566	43566	43566
G 5.0	42389	42358	42366	42389	42376	42382	42416	42422	42425	42425	42425	42422	42416
G 10.0	39353	39374	39409	39456	39505	39579	39673	39751	39792	39804	39792	39751	39673
G 15.0	33004	33062	33082	33092	33153	33201	33257	33400	33480	33450	33480	33400	33257
G 20.0	25724	25743	25749	25751	25778	25864	25984	26064	26090	26080	26090	26064	25984
G 25.0	18205	18181	18186	18241	18344	18428	18483	18548	18571	18544	18571	18548	18483
G 30.0	7610	7644	7714	7775	7752	7757	7775	7676	7585	7562	7585	7676	7775
G 35.0	2481	2512	2553	2605	2658	2692	2709	2723	2729	2729	2729	2723	2709
G 40.0	333	359	429	519	557	564	551	511	463	419	463	511	551
G 45.0	47	51	70	97	109	105	97	97	92	74	92	97	97
G 50.0	51	51	51	51	51	51	51	51	51	51	51	51	51
G 55.0	0	0	0	0	39	65	57	39	19	0	19	39	57
G 60.0	0	0	0	0	0	0	0	0	0	0	0	0	0
G 65.0	0	0	0	0	0	0	0	0	0	0	0	0	0
G 70.0	0	0	0	0	0	0	0	0	0	0	0	0	0
G 75.0	0	0	0	0	0	0	0	0	0	0	0	0	0
G 80.0	0	0	0	0	0	0	0	0	0	0	0	0	0
G 85.0	0	0	0	0	0	0	0	0	0	0	0	0	0
G 90.0	0	0	0	0	0	0	0	0	0	0	0	0	0

Luminaire

Code 90727L212

Name CORA L12W30 2 BOPTICS K3 830 HO

Measurem.

Code 28/7/2023

Name CORA L12W30 2 BOPTICS K3 830 HO

Luminaire Flux	5049 lm	Luminaire Power	39.3 W	Efficacy	128.474 lm/W	Efficiency	79.76%						
Source Flux	6330 lm	Maximum value	1588.50 cd/klm	Position	C=0.00 G=0.00	CG	Double Symmetrical						
Luminance cd/m2 Table 2/3													
	C 130.00	C 140.00	C 150.00	C 160.00	C 170.00	C 180.00	C 190.00	C 200.00	C 210.00	C 220.00	C 230.00	C 240.00	C 250.00
G 0.0	43566	43566	43566	43566	43566	43566	43566	43566	43566	43566	43566	43566	43566
G 5.0	42382	42376	42389	42366	42358	42389	42358	42366	42389	42376	42382	42416	42422
G 10.0	39579	39505	39456	39409	39374	39353	39374	39409	39456	39505	39579	39673	39751
G 15.0	33201	33153	33092	33082	33062	33004	33062	33082	33092	33153	33201	33257	33400
G 20.0	25864	25778	25751	25749	25743	25724	25743	25749	25751	25778	25864	25984	26064
G 25.0	18428	18344	18241	18186	18181	18205	18181	18186	18241	18344	18428	18483	18548
G 30.0	7757	7752	7775	7714	7644	7610	7644	7714	7775	7752	7757	7775	7676
G 35.0	2692	2658	2605	2553	2512	2481	2512	2553	2605	2658	2692	2709	2723
G 40.0	564	557	519	429	359	333	359	429	519	557	564	551	511
G 45.0	105	109	97	70	51	47	51	70	97	109	105	97	97
G 50.0	51	51	51	51	51	51	51	51	51	51	51	51	51
G 55.0	65	39	0	0	0	0	0	0	0	39	65	57	39
G 60.0	0	0	0	0	0	0	0	0	0	0	0	0	0
G 65.0	0	0	0	0	0	0	0	0	0	0	0	0	0
G 70.0	0	0	0	0	0	0	0	0	0	0	0	0	0
G 75.0	0	0	0	0	0	0	0	0	0	0	0	0	0
G 80.0	0	0	0	0	0	0	0	0	0	0	0	0	0
G 85.0	0	0	0	0	0	0	0	0	0	0	0	0	0
G 90.0	0	0	0	0	0	0	0	0	0	0	0	0	0

Luminaire

Code 90727L212

Name CORA L12W30 2 BOPTICS K3 830 HO

Measurem.

Code 28/7/2023

Name CORA L12W30 2 BOPTICS K3 830 HO

Luminaire Flux	5049 lm	Luminaire Power	39.3 W	Efficacy	128.474 lm/W	Efficiency	79.76%
Source Flux	6330 lm	Maximum value	1588.50 cd/klm	Position	C=0.00 G=0.00	CG	Double Symmetrical

Luminance cd/m2 Table 3/3

	C 260.00	C 270.00	C 280.00	C 290.00	C 300.00	C 310.00	C 320.00	C 330.00	C 340.00	C 350.00
G 0.0	43566	43566	43566	43566	43566	43566	43566	43566	43566	43566
G 5.0	42425	42425	42425	42422	42416	42382	42376	42389	42366	42358
G 10.0	39792	39804	39792	39751	39673	39579	39505	39456	39409	39374
G 15.0	33480	33450	33480	33400	33257	33201	33153	33092	33082	33062
G 20.0	26090	26080	26090	26064	25984	25864	25778	25751	25749	25743
G 25.0	18571	18544	18571	18548	18483	18428	18344	18241	18186	18181
G 30.0	7585	7562	7585	7676	7775	7757	7752	7775	7714	7644
G 35.0	2729	2729	2729	2723	2709	2692	2658	2605	2553	2512
G 40.0	463	419	463	511	551	564	557	519	429	359
G 45.0	92	74	92	97	97	105	109	97	70	51
G 50.0	51	51	51	51	51	51	51	51	51	51
G 55.0	19	0	19	39	57	65	39	0	0	0
G 60.0	0	0	0	0	0	0	0	0	0	0
G 65.0	0	0	0	0	0	0	0	0	0	0
G 70.0	0	0	0	0	0	0	0	0	0	0
G 75.0	0	0	0	0	0	0	0	0	0	0
G 80.0	0	0	0	0	0	0	0	0	0	0
G 85.0	0	0	0	0	0	0	0	0	0	0
G 90.0	0	0	0	0	0	0	0	0	0	0