

**Luminaire**

Code 90729Q360  
Name CORA /E L60W60 3 BOPTICS 840 HO

**Measurem.**

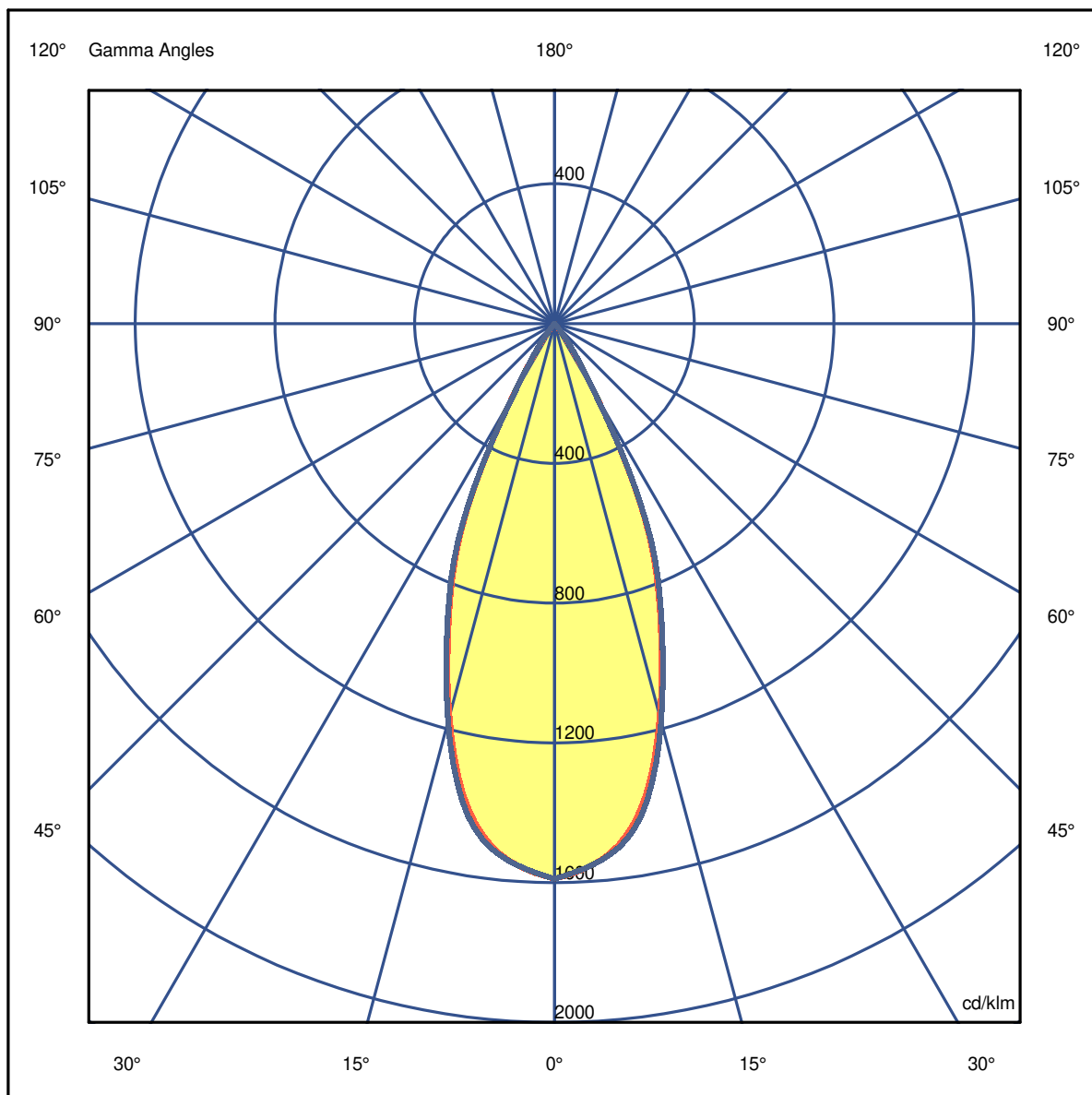
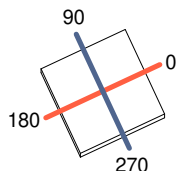
Code 28/7/2023  
Name CORA /E L60W60 3 BOPTICS 840 HO

Luminaire Flux	3398 lm	Luminaire Power	26.2 W	Efficacy	129.891 lm/W	Efficiency	79.76%
Source Flux	4260 lm	Maximum value	1588.50 cd/klm	Position	C=0.00 G=0.00	CG	Double Symmetrical

597mm x 597mm

C Halfplanes

180.0 ————— 0.0  
270.0 ————— 90.0



**Luminaire**

Code 90729Q360  
Name CORA /E L60W60 3 BOPTICS 840 HO

**Measurem.**

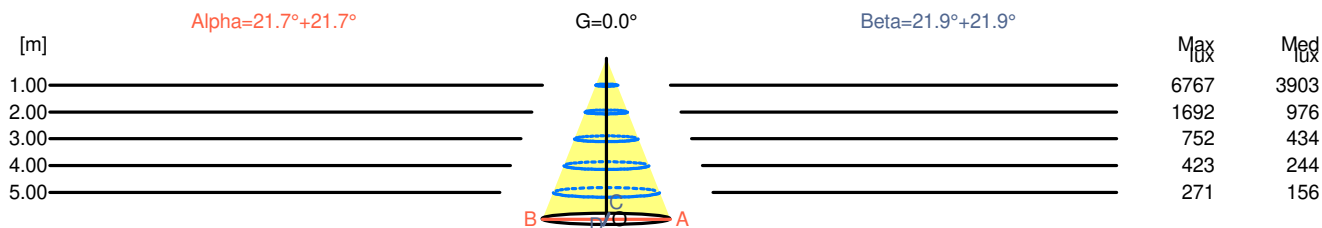
Code 28/7/2023  
Name CORA /E L60W60 3 BOPTICS 840 HO

Luminaire Flux	3398 lm	Luminaire Power	26.2 W	Efficacy	129.891 lm/W	Efficiency	79.76%
Source Flux	4260 lm	Maximum value	1588.50 cd/klm	Position	C=0.00 G=0.00	CG	Double Symmetrical

Width at 50.00 % of Max Intensity

H[m]	1.00	2.00	3.00	4.00	5.00	H[m]	1.00	2.00	3.00	4.00	5.00
OA	0.40	0.80	1.19	1.59	1.99	OC	0.40	0.81	1.21	1.61	2.01
OB	0.40	0.80	1.19	1.59	1.99	OD	0.40	0.81	1.21	1.61	2.01

	0	5	15	25	35	45	55	65	75	85
OA	6767.01	6559.12	4951.82	2562.82	315.67	5.11	0.00	0.00	0.00	0.00
OB	6767.01	6559.12	4951.82	2562.82	315.67	5.11	0.00	0.00	0.00	0.00
OC	6767.01	6564.66	5018.71	2610.53	347.19	8.09	0.00	0.00	0.00	0.00
OD	6767.01	6564.66	5018.71	2610.53	347.19	8.09	0.00	0.00	0.00	0.00



H[m]	D[m]	Max lux	Med lux	Alpha=21.7°+21.7°	G=0.0	
1.00	0.80	6767	3903			
2.00	1.59	1692	976			
3.00	2.39	752	434			
4.00	3.18	423	244			
5.00	3.98	271	156			

H[m]	D[m]	Max lux	Med lux	Beta=21.9°+21.9°	G=0.0	
1.00	0.81	6767	3903			
2.00	1.61	1692	976			
3.00	2.42	752	434			
4.00	3.22	423	244			
5.00	4.03	271	156			

**Luminaire**

Code 90729Q360  
Name CORA /E L60W60 3 BOPTICS 840 HO

**Measurem.**

Code 28/7/2023  
Name CORA /E L60W60 3 BOPTICS 840 HO

Luminaire Flux	3398 lm	Luminaire Power	26.2 W	Efficacy	129.891 lm/W	Efficiency	79.76%
Source Flux	4260 lm	Maximum value	1588.50 cd/klm	Position	C=0.00 G=0.00	CG	Double Symmetrical

**UGR**  
S = 0.250

Reflectancies										
Ceiling/Cavity	0.7	0.7	0.5	0.5	0.3	0.7	0.7	0.5	0.5	0.3
Walls	0.5	0.3	0.5	0.3	0.3	0.5	0.3	0.5	0.3	0.3
Working Plane	0.2	0.2	0.2	0.2	0.2	0.2	0.2	0.2	0.2	0.2
Room Dimensions	Lateral View					Viewed Endwise				
x=2H y=2H	1.2	1.9	1.5	2.1	2.3	1.4	2.0	1.6	2.2	2.4
x=2H y=3H	1.1	1.7	1.4	1.9	2.1	1.2	1.8	1.5	2.0	2.3
x=2H y=4H	1.0	1.6	1.3	1.8	2.1	1.2	1.7	1.5	2.0	2.2
x=2H y=6H	1.0	1.5	1.3	1.8	2.0	1.1	1.6	1.4	1.9	2.2
x=2H y=8H	0.9	1.4	1.2	1.7	2.0	1.1	1.5	1.4	1.8	2.1
x=2H y=12H	0.9	1.3	1.2	1.6	1.9	1.0	1.5	1.4	1.8	2.1
x=4H y=2H	1.0	1.6	1.3	1.8	2.1	1.2	1.7	1.5	2.0	2.2
x=4H y=3H	0.9	1.3	1.2	1.6	1.9	1.0	1.5	1.4	1.8	2.1
x=4H y=4H	0.8	1.2	1.2	1.5	1.9	1.0	1.3	1.3	1.7	2.0
x=4H y=6H	0.8	1.1	1.1	1.4	1.8	0.9	1.2	1.3	1.6	1.9
x=4H y=8H	0.7	1.0	1.1	1.4	1.8	0.8	1.1	1.2	1.5	1.9
x=4H y=12H	0.7	0.9	1.1	1.3	1.7	0.8	1.0	1.2	1.4	1.9
x=8H y=4H	0.7	1.0	1.1	1.4	1.8	0.8	1.1	1.2	1.5	1.9
x=8H y=6H	0.6	0.8	1.1	1.3	1.7	0.8	1.0	1.2	1.4	1.8
x=8H y=8H	0.6	0.7	1.0	1.2	1.6	0.7	0.9	1.2	1.3	1.8
x=8H y=12H	0.5	0.7	1.0	1.1	1.6	0.7	0.8	1.1	1.3	1.7
x=12H y=4H	0.7	0.9	1.1	1.3	1.7	0.8	1.0	1.2	1.4	1.9
x=12H y=6H	0.6	0.7	1.0	1.2	1.6	0.7	0.9	1.2	1.3	1.8
x=12H y=8H	0.5	0.7	1.0	1.1	1.6	0.7	0.8	1.1	1.3	1.7

**Luminaire**

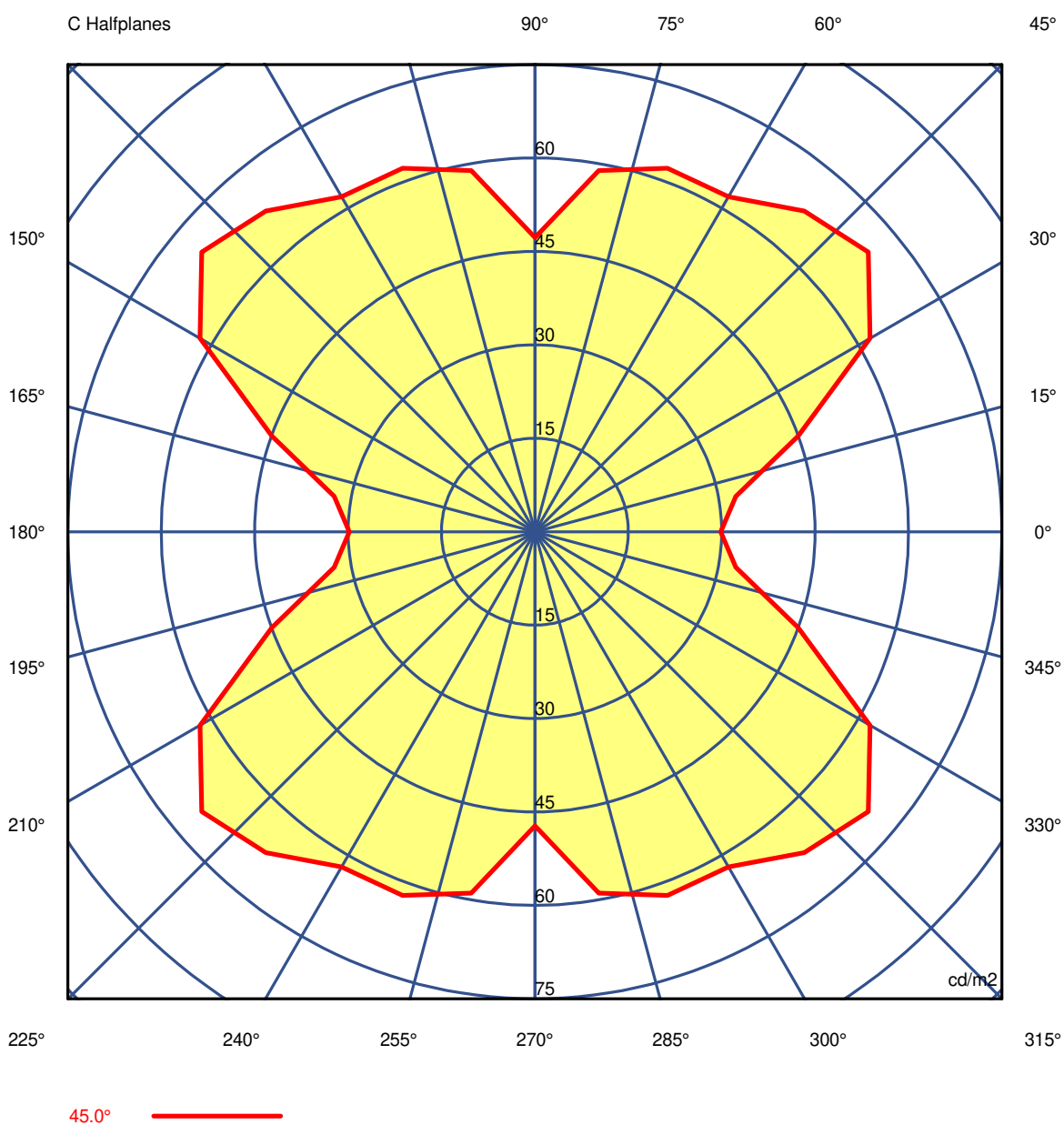
Code 90729Q360  
Name CORA /E L60W60 3 BOPTICS 840 HO

**Measurem.**

Code 28/7/2023  
Name CORA /E L60W60 3 BOPTICS 840 HO

Luminaire Flux	3398 lm	Luminaire Power	26.2 W	Efficacy	129.891 lm/W	Efficiency	79.76%
Source Flux	4260 lm	Maximum value	1588.50 cd/klm	Position	C=0.00 G=0.00	CG Double Symmetrical	

Luminance



**Luminaire**

Code 90729Q360

Name CORA /E L60W60 3 BOPTICS 840 HO

**Measurement**

Code 28/7/2023

Name CORA /E L60W60 3 BOPTICS 840 HO

Luminaire Flux	3398 lm	Luminaire Power	26.2 W	Efficacy	129.891 lm/W	Efficiency	79.76%
Source Flux	4260 lm	Maximum value	1588.50 cd/klm	Position	C=0.00 G=0.00	CG	Double Symmetrical

Luminance cd/m2 Table 1/3

	C 0.00	C 10.00	C 20.00	C 30.00	C 40.00	C 50.00	C 60.00	C 70.00	C 80.00	C 90.00	C 100.00	C 110.00	C 120.00
G 0.0	27923	27923	27923	27923	27923	27923	27923	27923	27923	27923	27923	27923	27923
G 5.0	27168	27149	27154	27168	27160	27164	27186	27190	27191	27191	27191	27190	27186
G 10.0	25223	25236	25259	25289	25320	25367	25428	25478	25504	25512	25504	25478	25428
G 15.0	21154	21191	21203	21210	21249	21280	21316	21407	21459	21439	21459	21407	21316
G 20.0	16488	16499	16503	16505	16522	16577	16654	16705	16722	16716	16722	16705	16654
G 25.0	11668	11653	11656	11692	11757	11811	11847	11888	11903	11885	11903	11888	11847
G 30.0	4877	4899	4944	4983	4968	4972	4983	4920	4862	4847	4862	4920	4983
G 35.0	1590	1610	1636	1670	1703	1726	1736	1746	1749	1749	1749	1746	1736
G 40.0	213	230	275	333	357	361	353	328	297	268	297	328	353
G 45.0	30	33	45	62	70	67	62	62	59	47	59	62	62
G 50.0	33	33	33	33	33	33	33	33	33	33	33	33	33
G 55.0	0	0	0	0	25	42	37	25	12	0	12	25	37
G 60.0	0	0	0	0	0	0	0	0	0	0	0	0	0
G 65.0	0	0	0	0	0	0	0	0	0	0	0	0	0
G 70.0	0	0	0	0	0	0	0	0	0	0	0	0	0
G 75.0	0	0	0	0	0	0	0	0	0	0	0	0	0
G 80.0	0	0	0	0	0	0	0	0	0	0	0	0	0
G 85.0	0	0	0	0	0	0	0	0	0	0	0	0	0
G 90.0	0	0	0	0	0	0	0	0	0	0	0	0	0

**Luminaire**

Code 90729Q360

Name CORA /E L60W60 3 BOPTICS 840 HO

**Measurement**

Code 28/7/2023

Name CORA /E L60W60 3 BOPTICS 840 HO

Luminaire Flux	3398 lm		Luminaire Power		26.2 W		Efficacy		129.891 lm/W		Efficiency		79.76%	
Source Flux	4260 lm		Maximum value		1588.50 cd/klm		Position		C=0.00 G=0.00		CG		Double Symmetrical	
Luminance cd/m2      Table 2/3														
	C 130.00	C 140.00	C 150.00	C 160.00	C 170.00	C 180.00	C 190.00	C 200.00	C 210.00	C 220.00	C 230.00	C 240.00	C 250.00	
G 0.0	27923	27923	27923	27923	27923	27923	27923	27923	27923	27923	27923	27923	27923	
G 5.0	27164	27160	27168	27154	27149	27168	27149	27154	27168	27160	27164	27186	27190	
G 10.0	25367	25320	25289	25259	25236	25223	25236	25259	25289	25320	25367	25428	25478	
G 15.0	21280	21249	21210	21203	21191	21154	21191	21203	21210	21249	21280	21316	21407	
G 20.0	16577	16522	16505	16503	16499	16488	16499	16503	16505	16522	16577	16654	16705	
G 25.0	11811	11757	11692	11656	11653	11668	11653	11656	11692	11757	11811	11847	11888	
G 30.0	4972	4968	4983	4944	4899	4877	4899	4944	4983	4968	4972	4983	4920	
G 35.0	1726	1703	1670	1636	1610	1590	1610	1636	1670	1703	1726	1736	1746	
G 40.0	361	357	333	275	230	213	230	275	333	357	361	353	328	
G 45.0	67	70	62	45	33	30	33	45	62	70	67	62	62	
G 50.0	33	33	33	33	33	33	33	33	33	33	33	33	33	
G 55.0	42	25	0	0	0	0	0	0	0	25	42	37	25	
G 60.0	0	0	0	0	0	0	0	0	0	0	0	0	0	
G 65.0	0	0	0	0	0	0	0	0	0	0	0	0	0	
G 70.0	0	0	0	0	0	0	0	0	0	0	0	0	0	
G 75.0	0	0	0	0	0	0	0	0	0	0	0	0	0	
G 80.0	0	0	0	0	0	0	0	0	0	0	0	0	0	
G 85.0	0	0	0	0	0	0	0	0	0	0	0	0	0	
G 90.0	0	0	0	0	0	0	0	0	0	0	0	0	0	

**Luminaire**

Code 90729Q360

Name CORA /E L60W60 3 BOPTICS 840 HO

**Measurem.**

Code 28/7/2023

Name CORA /E L60W60 3 BOPTICS 840 HO

Luminaire Flux	3398 lm	Luminaire Power	26.2 W	Efficacy	129.891 lm/W	Efficiency	79.76%
Source Flux	4260 lm	Maximum value	1588.50 cd/klm	Position	C=0.00 G=0.00	CG	Double Symmetrical

**Luminance cd/m2 Table 3/3**

	C 260.00	C 270.00	C 280.00	C 290.00	C 300.00	C 310.00	C 320.00	C 330.00	C 340.00	C 350.00
G 0.0	27923	27923	27923	27923	27923	27923	27923	27923	27923	27923
G 5.0	27191	27191	27191	27190	27186	27164	27160	27168	27154	27149
G 10.0	25504	25512	25504	25478	25428	25367	25320	25289	25259	25236
G 15.0	21459	21439	21459	21407	21316	21280	21249	21210	21203	21191
G 20.0	16722	16716	16722	16705	16654	16577	16522	16505	16503	16499
G 25.0	11903	11885	11903	11888	11847	11811	11757	11692	11656	11653
G 30.0	4862	4847	4862	4920	4983	4972	4968	4983	4944	4899
G 35.0	1749	1749	1749	1746	1736	1726	1703	1670	1636	1610
G 40.0	297	268	297	328	353	361	357	333	275	230
G 45.0	59	47	59	62	62	67	70	62	45	33
G 50.0	33	33	33	33	33	33	33	33	33	33
G 55.0	12	0	12	25	37	42	25	0	0	0
G 60.0	0	0	0	0	0	0	0	0	0	0
G 65.0	0	0	0	0	0	0	0	0	0	0
G 70.0	0	0	0	0	0	0	0	0	0	0
G 75.0	0	0	0	0	0	0	0	0	0	0
G 80.0	0	0	0	0	0	0	0	0	0	0
G 85.0	0	0	0	0	0	0	0	0	0	0
G 90.0	0	0	0	0	0	0	0	0	0	0