

Luminaire

Code 90804L153

Name THS L15W30 LIGHT+ K3 840 HO

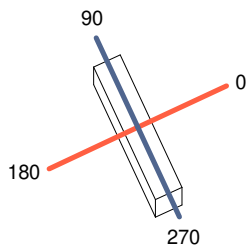
Measurem.

Code 12/7/2023

Name THS L15W30 LIGHT+ K3 840 HO

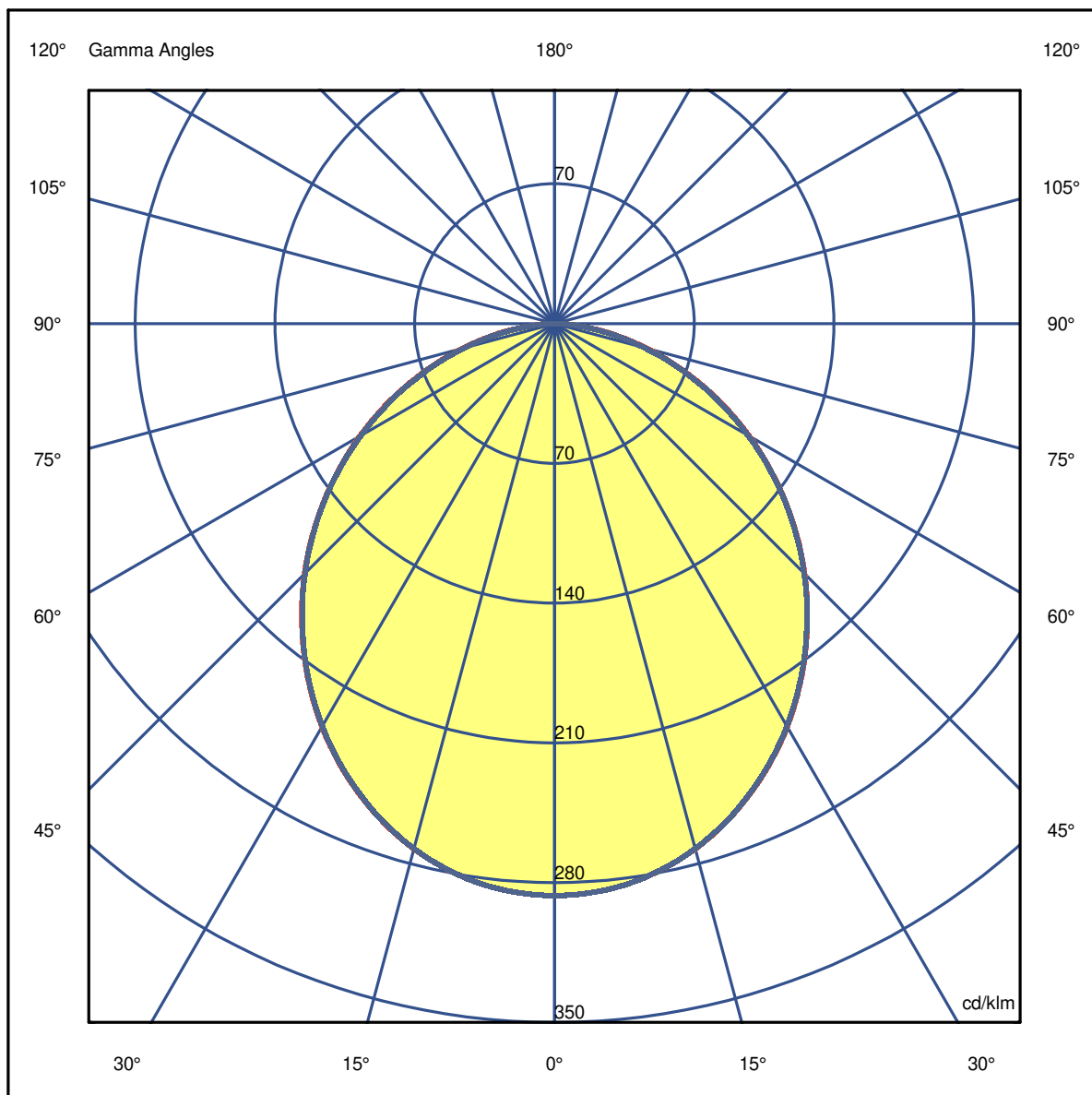
Luminaire Flux	9716 lm	Luminaire Power	73.8 W	Efficacy	131.711 lm/W	Efficiency	76.33%
Source Flux	12730 lm	Maximum value	286.60 cd/klm	Position	C=0.00 G=0.00	CG	Double Symmetrical

1497mm x 297mm



C Halfplanes

180.0 — 0.0
270.0 — 90.0



Luminaire

Code 90804L153

Name THS L15W30 LIGHT+ K3 840 HO

Measurem.

Code 12/7/2023

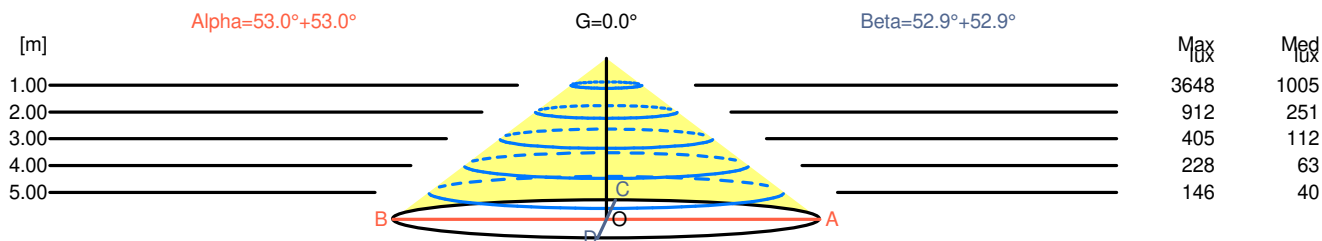
Name THS L15W30 LIGHT+ K3 840 HO

Luminaire Flux	9716 lm	Luminaire Power	73.8 W	Efficacy	131.711 lm/W	Efficiency	76.33%
Source Flux	12730 lm	Maximum value	286.60 cd/klm	Position	C=0.00 G=0.00	CG	Double Symmetrical

Width at 50.00 % of Max Intensity

H[m]	1.00	2.00	3.00	4.00	5.00	H[m]	1.00	2.00	3.00	4.00	5.00
OA	1.33	2.65	3.98	5.31	6.63	OC	1.32	2.65	3.97	5.29	6.61
OB	1.33	2.65	3.98	5.31	6.63	OD	1.32	2.65	3.97	5.29	6.61

	0	5	15	25	35	45	55	65	75	85
OA	3648.42	3626.78	3466.38	3160.86	2745.86	2254.48	1712.18	1152.07	608.49	147.67
OB	3648.42	3626.78	3466.38	3160.86	2745.86	2254.48	1712.18	1152.07	608.49	147.67
OC	3648.42	3626.78	3465.11	3158.31	2742.04	2250.66	1707.09	1141.88	594.49	136.21
OD	3648.42	3626.78	3465.11	3158.31	2742.04	2250.66	1707.09	1141.88	594.49	136.21



H[m]	D[m]	Max lux	Med lux	Alpha=53.0°+53.0°	G=0.0
1.00	2.65	3648	1005		
2.00	5.31	912	251		
3.00	7.96	405	112		
4.00	10.61	228	63		
5.00	13.26	146	40		

H[m]	D[m]	Max lux	Med lux	Beta=52.9°+52.9°	G=0.0
1.00	2.65	3648	1005		
2.00	5.29	912	251		
3.00	7.94	405	112		
4.00	10.58	228	63		
5.00	13.23	146	40		

Luminaire

Code 90804L153

Name THS L15W30 LIGHT+ K3 840 HO

Measurem.

Code 12/7/2023

Name THS L15W30 LIGHT+ K3 840 HO

Luminaire Flux	9716 lm	Luminaire Power	73.8 W	Efficacy	131.711 lm/W	Efficiency	76.33%
Source Flux	12730 lm	Maximum value	286.60 cd/klm	Position	C=0.00 G=0.00	CG	Double Symmetrical

UGR
S = 0.250

Reflectancies										
Ceiling/Cavity	0.7	0.7	0.5	0.5	0.3	0.7	0.7	0.5	0.5	0.3
Walls	0.5	0.3	0.5	0.3	0.3	0.5	0.3	0.5	0.3	0.3
Working Plane	0.2	0.2	0.2	0.2	0.2	0.2	0.2	0.2	0.2	0.2
Room Dimensions	Lateral View					Viewed Endwise				
x=2H y=2H	18.7	20.0	19.0	20.2	20.4	19.4	20.7	19.7	21.0	21.2
x=2H y=3H	19.9	21.0	20.2	21.3	21.5	20.8	22.0	21.1	22.2	22.5
x=2H y=4H	20.3	21.4	20.6	21.7	21.9	21.4	22.5	21.7	22.7	23.0
x=2H y=6H	20.5	21.5	20.8	21.8	22.1	21.7	22.7	22.0	23.0	23.3
x=2H y=8H	20.5	21.5	20.9	21.9	22.2	21.8	22.8	22.1	23.1	23.4
x=2H y=12H	20.6	21.5	20.9	21.8	22.2	21.8	22.8	22.2	23.1	23.4
x=4H y=2H	19.3	20.4	19.6	20.7	21.0	19.9	21.0	20.2	21.3	21.6
x=4H y=3H	20.6	21.6	21.0	21.9	22.2	21.4	22.4	21.8	22.7	23.0
x=4H y=4H	21.1	22.0	21.5	22.3	22.7	22.1	22.9	22.4	23.2	23.6
x=4H y=6H	21.5	22.2	21.9	22.6	23.0	22.5	23.2	22.9	23.6	24.0
x=4H y=8H	21.5	22.2	22.0	22.6	23.0	22.6	23.3	23.1	23.7	24.1
x=4H y=12H	21.6	22.2	22.0	22.6	23.0	22.7	23.3	23.1	23.7	24.1
x=8H y=4H	21.4	22.0	21.8	22.4	22.8	22.2	22.9	22.6	23.3	23.7
x=8H y=6H	21.8	22.3	22.2	22.7	23.2	22.7	23.3	23.2	23.7	24.2
x=8H y=8H	21.9	22.4	22.4	22.8	23.3	22.9	23.4	23.4	23.8	24.3
x=8H y=12H	21.9	22.4	22.4	22.8	23.3	23.0	23.4	23.5	23.9	24.4
x=12H y=4H	21.4	22.0	21.8	22.4	22.8	22.2	22.8	22.6	23.2	23.6
x=12H y=6H	21.8	22.3	22.3	22.7	23.2	22.7	23.2	23.2	23.7	24.1
x=12H y=8H	21.9	22.3	22.4	22.8	23.3	22.9	23.3	23.4	23.8	24.3

Luminaire

Code 90804L153

Name THS L15W30 LIGHT+ K3 840 HO

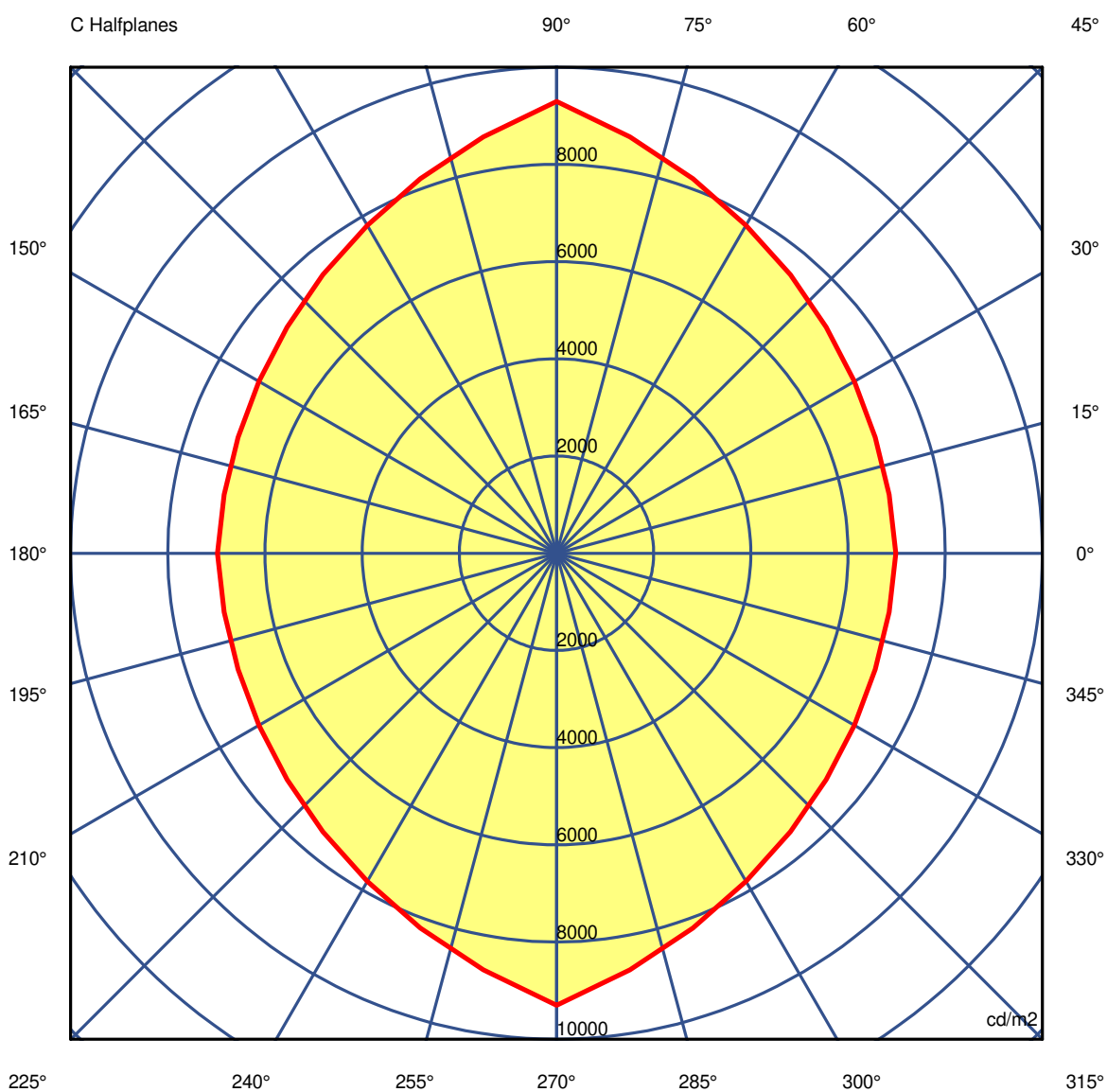
Measurem.

Code 12/7/2023

Name THS L15W30 LIGHT+ K3 840 HO

Luminaire Flux	9716 lm	Luminaire Power	73.8 W	Efficacy	131.711 lm/W	Efficiency	76.33%
Source Flux	12730 lm	Maximum value	286.60 cd/klm	Position	C=0.00 G=0.00	CG Double Symmetrical	

Luminance



45.0°

Luminaire

Code 90804L153

Name THS L15W30 LIGHT+ K3 840 HO

Measurem.

Code 12/7/2023

Name THS L15W30 LIGHT+ K3 840 HO

Luminaire Flux	9716 lm		Luminaire Power		73.8 W		Efficacy		131.711 lm/W		Efficiency		76.33%	
Source Flux	12730 lm		Maximum value		286.60 cd/klm		Position		C=0.00 G=0.00		CG		Double Symmetrical	
Luminance cd/m2 Table 1/3														
	C 0.00	C 10.00	C 20.00	C 30.00	C 40.00	C 50.00	C 60.00	C 70.00	C 80.00	C 90.00	C 100.00	C 110.00	C 120.00	
G 0.0	11458	11458	11458	11458	11458	11458	11458	11458	11458	11458	11458	11458	11458	
G 5.0	11015	11012	11019	11038	11068	11110	11162	11219	11286	11358	11286	11219	11162	
G 10.0	10562	10551	10564	10602	10656	10733	10832	10947	11079	11222	11079	10947	10832	
G 15.0	10096	10077	10093	10142	10223	10334	10474	10641	10832	11043	10832	10641	10474	
G 20.0	9607	9591	9612	9670	9771	9911	10089	10300	10547	10824	10547	10300	10089	
G 25.0	9109	9083	9108	9182	9301	9468	9683	9936	10233	10573	10233	9936	9683	
G 30.0	8604	8573	8599	8679	8810	9001	9249	9540	9888	10299	9888	9540	9249	
G 35.0	8073	8045	8075	8163	8307	8516	8790	9121	9518	9986	9518	9121	8790	
G 40.0	7532	7503	7533	7625	7783	8008	8304	8672	9121	9655	9121	8672	8304	
G 45.0	6982	6948	6979	7076	7243	7481	7796	8202	8700	9296	8700	8202	7796	
G 50.0	6403	6367	6401	6504	6671	6922	7265	7692	8230	8898	8230	7692	7265	
G 55.0	5787	5754	5788	5889	6067	6326	6677	7127	7705	8439	7705	7127	6677	
G 60.0	5135	5107	5139	5236	5412	5672	6031	6501	7116	7922	7116	6501	6031	
G 65.0	4434	4396	4422	4517	4691	4946	5298	5785	6437	7306	6437	5785	5298	
G 70.0	3657	3628	3656	3743	3904	4142	4477	4950	5614	6557	5614	4950	4477	
G 75.0	2818	2792	2818	2891	3018	3228	3543	3985	4634	5631	4634	3985	3543	
G 80.0	1895	1883	1899	1948	2046	2211	2461	2832	3419	4421	3419	2832	2461	
G 85.0	893	882	887	905	955	1047	1194	1432	1836	2638	1836	1432	1194	
G 90.0	92	98	101	106	115	131	156	188	267	531	267	188	156	

Luminaire

Code 90804L153

Name THS L15W30 LIGHT+ K3 840 HO

Measurem.

Code 12/7/2023

Name THS L15W30 LIGHT+ K3 840 HO

Luminaire Flux	9716 lm		Luminaire Power		73.8 W		Efficacy		131.711 lm/W		Efficiency		76.33%	
Source Flux	12730 lm		Maximum value		286.60 cd/klm		Position		C=0.00 G=0.00		CG		Double Symmetrical	
Luminance cd/m2 Table 2/3														
	C 130.00	C 140.00	C 150.00	C 160.00	C 170.00	C 180.00	C 190.00	C 200.00	C 210.00	C 220.00	C 230.00	C 240.00	C 250.00	
G 0.0	11458	11458	11458	11458	11458	11458	11458	11458	11458	11458	11458	11458	11458	
G 5.0	11110	11068	11038	11019	11012	11015	11012	11019	11038	11068	11110	11162	11219	
G 10.0	10733	10656	10602	10564	10551	10562	10551	10564	10602	10656	10733	10832	10947	
G 15.0	10334	10223	10142	10093	10077	10096	10077	10093	10142	10223	10334	10474	10641	
G 20.0	9911	9771	9670	9612	9591	9607	9591	9612	9670	9771	9911	10089	10300	
G 25.0	9468	9301	9182	9108	9083	9109	9083	9108	9182	9301	9468	9683	9936	
G 30.0	9001	8810	8679	8599	8573	8604	8573	8599	8679	8810	9001	9249	9540	
G 35.0	8516	8307	8163	8075	8045	8073	8045	8075	8163	8307	8516	8790	9121	
G 40.0	8008	7783	7625	7533	7503	7532	7503	7533	7625	7783	8008	8304	8672	
G 45.0	7481	7243	7076	6979	6948	6982	6948	6979	7076	7243	7481	7796	8202	
G 50.0	6922	6671	6504	6401	6367	6403	6367	6401	6504	6671	6922	7265	7692	
G 55.0	6326	6067	5889	5788	5754	5787	5754	5788	5889	6067	6326	6677	7127	
G 60.0	5672	5412	5236	5139	5107	5135	5107	5139	5236	5412	5672	6031	6501	
G 65.0	4946	4691	4517	4422	4396	4434	4396	4422	4517	4691	4946	5298	5785	
G 70.0	4142	3904	3743	3656	3628	3657	3628	3656	3743	3904	4142	4477	4950	
G 75.0	3228	3018	2891	2818	2792	2818	2792	2818	2891	3018	3228	3543	3985	
G 80.0	2211	2046	1948	1899	1883	1895	1883	1899	1948	2046	2211	2461	2832	
G 85.0	1047	955	905	887	882	893	882	887	905	955	1047	1194	1432	
G 90.0	131	115	106	101	98	92	98	101	106	115	131	156	188	

Luminaire

Code 90804L153

Name THS L15W30 LIGHT+ K3 840 HO

Measurem.

Code 12/7/2023

Name THS L15W30 LIGHT+ K3 840 HO

Luminaire Flux	9716 lm	Luminaire Power	73.8 W	Efficacy	131.711 lm/W	Efficiency	76.33%
Source Flux	12730 lm	Maximum value	286.60 cd/klm	Position	C=0.00 G=0.00	CG	Double Symmetrical

Luminance cd/m2 Table 3/3

	C 260.00	C 270.00	C 280.00	C 290.00	C 300.00	C 310.00	C 320.00	C 330.00	C 340.00	C 350.00
G 0.0	11458	11458	11458	11458	11458	11458	11458	11458	11458	11458
G 5.0	11286	11358	11286	11219	11162	11110	11068	11038	11019	11012
G 10.0	11079	11222	11079	10947	10832	10733	10656	10602	10564	10551
G 15.0	10832	11043	10832	10641	10474	10334	10223	10142	10093	10077
G 20.0	10547	10824	10547	10300	10089	9911	9771	9670	9612	9591
G 25.0	10233	10573	10233	9936	9683	9468	9301	9182	9108	9083
G 30.0	9888	10299	9888	9540	9249	9001	8810	8679	8599	8573
G 35.0	9518	9986	9518	9121	8790	8516	8307	8163	8075	8045
G 40.0	9121	9655	9121	8672	8304	8008	7783	7625	7533	7503
G 45.0	8700	9296	8700	8202	7796	7481	7243	7076	6979	6948
G 50.0	8230	8898	8230	7692	7265	6922	6671	6504	6401	6367
G 55.0	7705	8439	7705	7127	6677	6326	6067	5889	5788	5754
G 60.0	7116	7922	7116	6501	6031	5672	5412	5236	5139	5107
G 65.0	6437	7306	6437	5785	5298	4946	4691	4517	4422	4396
G 70.0	5614	6557	5614	4950	4477	4142	3904	3743	3656	3628
G 75.0	4634	5631	4634	3985	3543	3228	3018	2891	2818	2792
G 80.0	3419	4421	3419	2832	2461	2211	2046	1948	1899	1883
G 85.0	1836	2638	1836	1432	1194	1047	955	905	887	882
G 90.0	267	531	267	188	156	131	115	106	101	98