

Luminaire

Code 90883L006

Name REBA 50 LITE /C LINE L0600 BGLARE 830 G

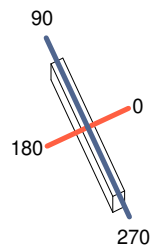
Measur.

Code 28/6/2024

Name REBA 50 LITE /C LINE L0600 BGLARE 830 G

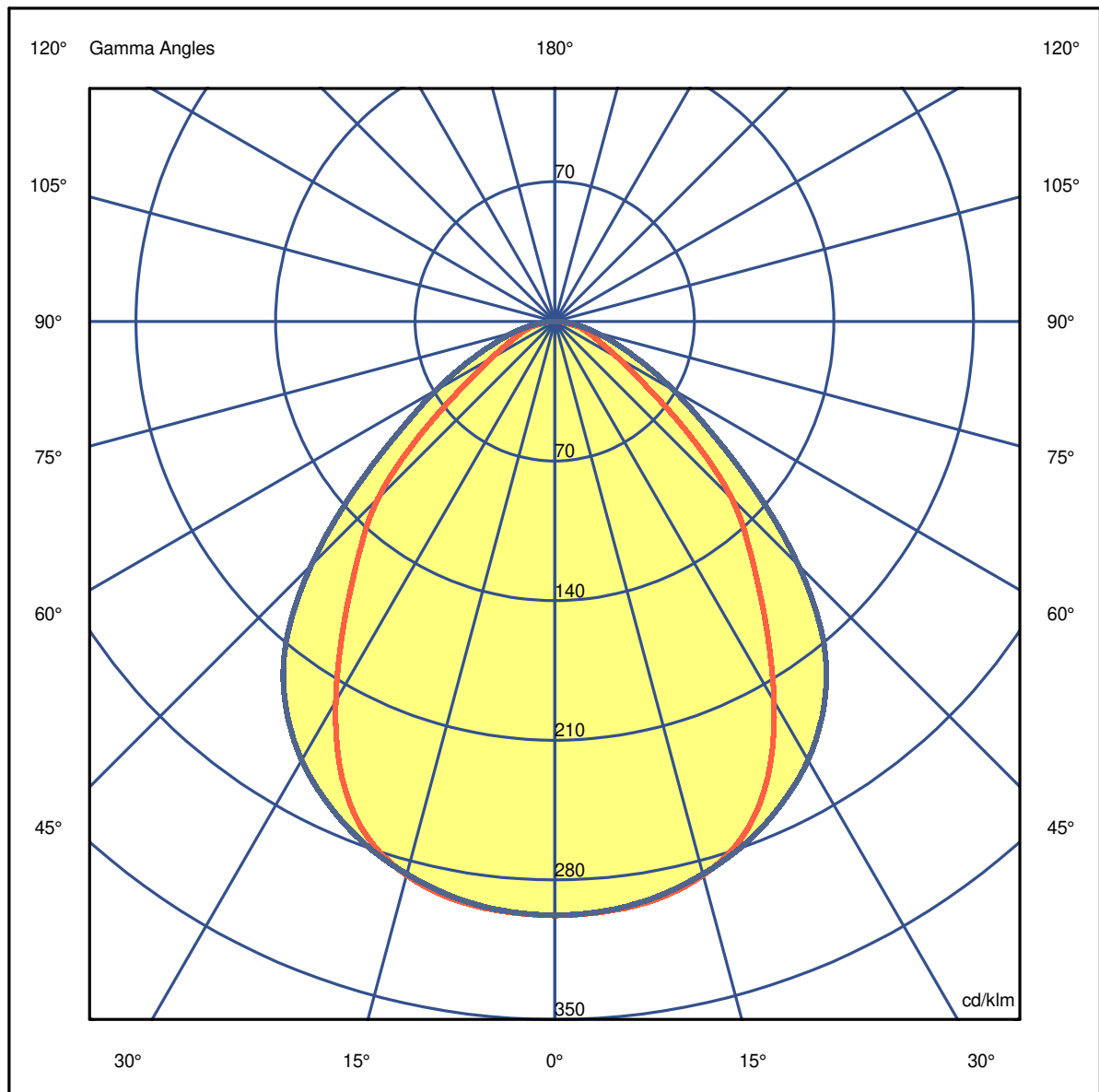
Luminaire Flux	751 lm	Luminaire Power	8.2 W	Efficacy	91.721 lm/W	Efficiency	60.58%
Source Flux	1240 lm	Maximum value	297.80 cd/klm	Position	C=0.00 G=0.00	CG	Double Symmetrical

562mm x 51mm



C Halfplanes

180.0 ——— 0.0
270.0 ——— 90.0



Luminaire

Code 90883L006

Name REBA 50 LITE /C LINE L0600 BGLARE 830 G

Measurem.

Code 28/6/2024

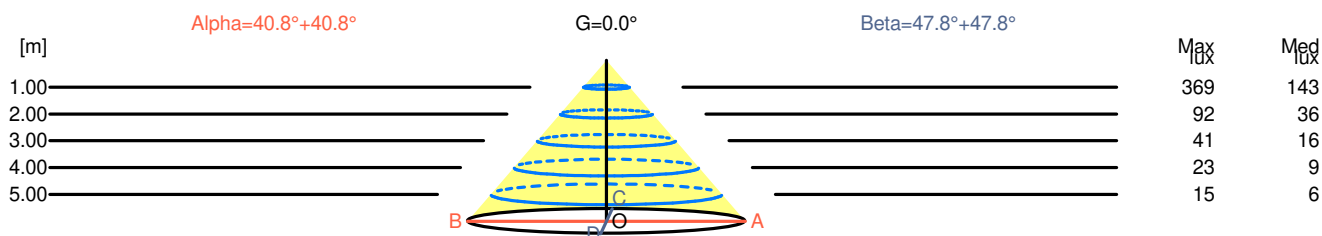
Name REBA 50 LITE /C LINE L0600 BGLARE 830 G

Luminaire Flux	751 lm	Luminaire Power	8.2 W	Efficacy	91.721 lm/W	Efficiency	60.58%
Source Flux	1240 lm	Maximum value	297.80 cd/klm	Position	C=0.00 G=0.00	CG	Double Symmetrical

Width at 50.00 % of Max Intensity

H[m]	1.00	2.00	3.00	4.00	5.00	H[m]	1.00	2.00	3.00	4.00	5.00
OA	0.86	1.73	2.59	3.45	4.31	OC	1.10	2.21	3.31	4.42	5.52
OB	0.86	1.73	2.59	3.45	4.31	OD	1.10	2.21	3.31	4.42	5.52

	0	5	15	25	35	45	55	65	75	85
OA	369.27	368.16	356.38	313.10	228.53	155.50	67.83	31.99	17.36	5.58
OB	369.27	368.16	356.38	313.10	228.53	155.50	67.83	31.99	17.36	5.58
OC	369.27	367.66	355.63	332.07	291.77	214.15	116.68	59.64	26.78	7.32
OD	369.27	367.66	355.63	332.07	291.77	214.15	116.68	59.64	26.78	7.32



H[m]	D[m]	Max lux	Med lux	Alpha=40.8°+40.8°	G=0.0
1.00	1.73	369	143		
2.00	3.45	92	36		
3.00	5.18	41	16		
4.00	6.90	23	9		
5.00	8.63	15	6		

H[m]	D[m]	Max lux	Med lux	Beta=47.8°+47.8°	G=0.0
1.00	2.21	369	143		
2.00	4.42	92	36		
3.00	6.63	41	16		
4.00	8.84	23	9		
5.00	11.05	15	6		

Luminaire

Code 90883L006
Name REBA 50 LITE /C LINE L0600 BGLARE 830 G

Measurem.

Code 28/6/2024
Name REBA 50 LITE /C LINE L0600 BGLARE 830 G

Luminaire Flux	751 lm	Luminaire Power	8.2 W	Efficacy	91.721 lm/W	Efficiency	60.58%
Source Flux	1240 lm	Maximum value	297.80 cd/klm	Position	C=0.00 G=0.00	CG	Double Symmetrical

UGR
S = 0.250

Reflectancies										
Ceiling/Cavity	0.7	0.7	0.5	0.5	0.3	0.7	0.7	0.5	0.5	0.3
Walls	0.5	0.3	0.5	0.3	0.3	0.5	0.3	0.5	0.3	0.3
Working Plane	0.2	0.2	0.2	0.2	0.2	0.2	0.2	0.2	0.2	0.2
Room Dimensions	Lateral View					Viewed Endwise				
x=2H y=2H	14.2	15.4	14.5	15.6	15.8	18.0	19.1	18.2	19.3	19.5
x=2H y=3H	14.4	15.4	14.7	15.7	15.9	18.6	19.6	18.9	19.8	20.1
x=2H y=4H	14.5	15.4	14.8	15.7	16.0	18.8	19.7	19.1	20.0	20.3
x=2H y=6H	14.5	15.4	14.9	15.7	16.0	18.9	19.8	19.3	20.1	20.4
x=2H y=8H	14.5	15.3	14.9	15.7	16.0	19.0	19.8	19.3	20.1	20.4
x=2H y=12H	14.5	15.3	14.9	15.6	16.0	19.0	19.8	19.4	20.1	20.5
x=4H y=2H	14.6	15.6	15.0	15.8	16.1	17.9	18.9	18.3	19.1	19.4
x=4H y=3H	14.9	15.7	15.3	16.1	16.4	18.7	19.5	19.0	19.8	20.1
x=4H y=4H	15.1	15.8	15.5	16.1	16.5	19.0	19.6	19.3	20.0	20.3
x=4H y=6H	15.2	15.8	15.6	16.1	16.5	19.2	19.8	19.6	20.2	20.6
x=4H y=8H	15.2	15.7	15.6	16.1	16.5	19.3	19.8	19.7	20.2	20.6
x=4H y=12H	15.2	15.7	15.6	16.1	16.5	19.3	19.8	19.7	20.2	20.6
x=8H y=4H	15.2	15.7	15.6	16.1	16.5	18.9	19.5	19.4	19.9	20.3
x=8H y=6H	15.3	15.8	15.8	16.2	16.6	19.2	19.6	19.6	20.0	20.5
x=8H y=8H	15.4	15.7	15.8	16.2	16.7	19.3	19.7	19.7	20.1	20.6
x=8H y=12H	15.4	15.7	15.9	16.2	16.7	19.3	19.7	19.8	20.1	20.6
x=12H y=4H	15.2	15.7	15.6	16.1	16.5	18.9	19.4	19.3	19.8	20.2
x=12H y=6H	15.3	15.7	15.8	16.2	16.7	19.2	19.5	19.6	20.0	20.5
x=12H y=8H	15.4	15.7	15.9	16.2	16.7	19.3	19.6	19.8	20.1	20.6

Luminaire

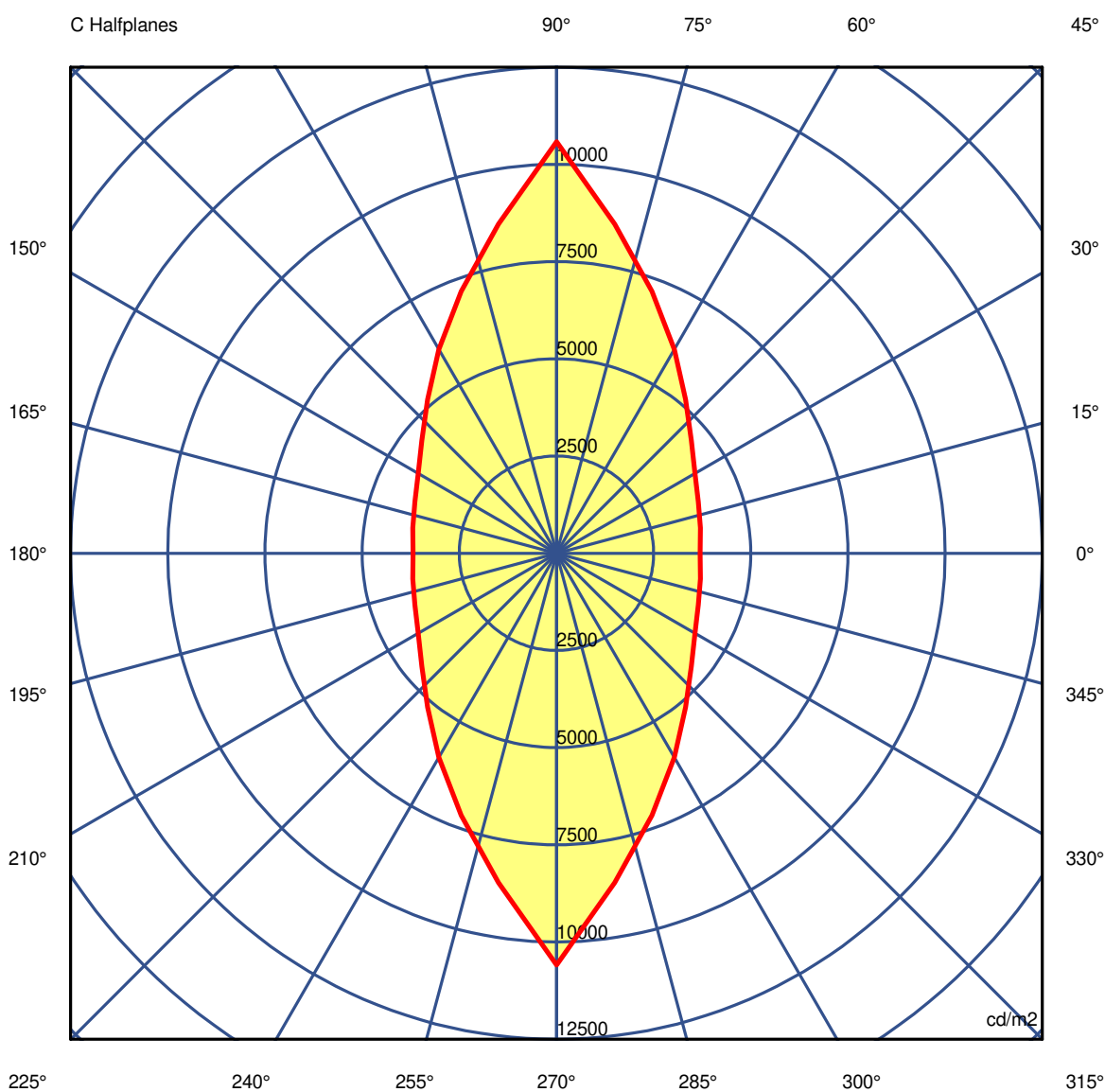
Code 90883L006
Name REBA 50 LITE /C LINE L0600 BGLARE 830 G

Measurem.

Code 28/6/2024
Name REBA 50 LITE /C LINE L0600 BGLARE 830 G

Luminaire Flux	751 lm	Luminaire Power	8.2 W	Efficacy	91.721 lm/W	Efficiency	60.58%
Source Flux	1240 lm	Maximum value	297.80 cd/klm	Position	C=0.00 G=0.00	CG	Double Symmetrical

Luminance



45.0°

Luminaire

Code 90883L006

Name REBA 50 LITE /C LINE L0600 BGLARE 830 G

Measurem.

Code 28/6/2024

Name REBA 50 LITE /C LINE L0600 BGLARE 830 G

Luminaire Flux	751 lm		Luminaire Power		8.2 W		Efficacy		91.721 lm/W		Efficiency		60.58%	
Source Flux	1240 lm		Maximum value		297.80 cd/klm		Position		C=0.00 G=0.00		CG		Double Symmetrical	
Luminance cd/m2														
Table 1/3														
	C 0.00	C 10.00	C 20.00	C 30.00	C 40.00	C 50.00	C 60.00	C 70.00	C 80.00	C 90.00	C 100.00	C 110.00	C 120.00	
G 0.0	14284	14284	14284	14284	14284	14284	14284	14284	14284	14284	14284	14284	14284	
G 5.0	12831	12832	12875	12959	13078	13237	13430	13644	13882	14144	13882	13644	13430	
G 10.0	11646	11645	11712	11852	12062	12316	12627	13042	13510	14002	13510	13042	12627	
G 15.0	10575	10584	10683	10871	11136	11487	11927	12453	13089	13846	13089	12453	11927	
G 20.0	9518	9536	9665	9905	10238	10678	11229	11883	12697	13694	12697	11883	11229	
G 25.0	8309	8343	8517	8838	9278	9838	10512	11289	12272	13501	12272	11289	10512	
G 30.0	6944	7007	7227	7612	8131	8830	9691	10639	11779	13246	11779	10639	9691	
G 35.0	5640	5672	5862	6252	6841	7621	8594	9779	11121	12820	11121	9779	8594	
G 40.0	4577	4607	4770	5103	5623	6346	7322	8616	10159	12051	10159	8616	7322	
G 45.0	3691	3756	3882	4111	4521	5167	6058	7170	8599	10585	8599	7170	6058	
G 50.0	2562	2611	2754	3032	3465	4050	4792	5728	6941	8665	6941	5728	4792	
G 55.0	1598	1632	1765	2071	2442	2953	3643	4458	5442	6828	5442	4458	3643	
G 60.0	1080	1097	1178	1391	1692	2102	2652	3365	4260	5562	4260	3365	2652	
G 65.0	771	784	841	985	1189	1499	1932	2454	3179	4442	3179	2454	1932	
G 70.0	578	589	642	736	853	1062	1386	1780	2373	3546	2373	1780	1386	
G 75.0	442	449	481	548	623	758	986	1300	1789	2862	1789	1300	986	
G 80.0	306	306	328	380	431	512	656	880	1265	2219	1265	880	656	
G 85.0	156	158	172	201	228	265	330	450	690	1462	690	450	330	
G 90.0	37	37	38	41	48	59	71	85	123	359	123	85	71	

Luminaire															
Code	90883L006														
Name	REBA 50 LITE /C LINE L0600 BGLARE 830 G														
Measurem.															
Code	28/6/2024														
Name	REBA 50 LITE /C LINE L0600 BGLARE 830 G														
Luminaire Flux		751 lm		Luminaire Power		8.2 W		Efficacy		91.721 lm/W		Efficiency		60.58%	
Source Flux		1240 lm		Maximum value		297.80 cd/klm		Position		C=0.00 G=0.00		CG Double Symmetrical			
Luminance cd/m2 Table 2/3															
	C 130.00	C 140.00	C 150.00	C 160.00	C 170.00	C 180.00	C 190.00	C 200.00	C 210.00	C 220.00	C 230.00	C 240.00	C 250.00		
G 0.0	14284	14284	14284	14284	14284	14284	14284	14284	14284	14284	14284	14284	14284		
G 5.0	13237	13078	12959	12875	12832	12831	12832	12875	12959	13078	13237	13430	13644		
G 10.0	12316	12062	11852	11712	11645	11646	11645	11712	11852	12062	12316	12627	13042		
G 15.0	11487	11136	10871	10683	10584	10575	10584	10683	10871	11136	11487	11927	12453		
G 20.0	10678	10238	9905	9665	9536	9518	9536	9665	9905	10238	10678	11229	11883		
G 25.0	9838	9278	8838	8517	8343	8309	8343	8517	8838	9278	9838	10512	11289		
G 30.0	8830	8131	7612	7227	7007	6944	7007	7227	7612	8131	8830	9691	10639		
G 35.0	7621	6841	6252	5862	5672	5640	5672	5862	6252	6841	7621	8594	9779		
G 40.0	6346	5623	5103	4770	4607	4577	4607	4770	5103	5623	6346	7322	8616		
G 45.0	5167	4521	4111	3882	3756	3691	3756	3882	4111	4521	5167	6058	7170		
G 50.0	4050	3465	3032	2754	2611	2562	2611	2754	3032	3465	4050	4792	5728		
G 55.0	2953	2442	2071	1765	1632	1598	1632	1765	2071	2442	2953	3643	4458		
G 60.0	2102	1692	1391	1178	1097	1080	1097	1178	1391	1692	2102	2652	3365		
G 65.0	1499	1189	985	841	784	771	784	841	985	1189	1499	1932	2454		
G 70.0	1062	853	736	642	589	578	589	642	736	853	1062	1386	1780		
G 75.0	758	623	548	481	449	442	449	481	548	623	758	986	1300		
G 80.0	512	431	380	328	306	306	306	328	380	431	512	656	880		
G 85.0	265	228	201	172	158	156	158	172	201	228	265	330	450		
G 90.0	59	48	41	38	37	37	37	38	41	48	59	71	85		

Luminaire

Code 90883L006

Name REBA 50 LITE /C LINE L0600 BGLARE 830 G

Measurem.

Code 28/6/2024

Name REBA 50 LITE /C LINE L0600 BGLARE 830 G

Luminaire Flux	751 lm	Luminaire Power		8.2 W		Efficacy	91.721 lm/W		Efficiency		60.58%
Source Flux	1240 lm	Maximum value		297.80 cd/klm		Position	C=0.00 G=0.00		CG	Double Symmetrical	
Luminance cd/m2 Table 3/3											
	C 260.00	C 270.00	C 280.00	C 290.00	C 300.00	C 310.00	C 320.00	C 330.00	C 340.00	C 350.00	
G 0.0	14284	14284	14284	14284	14284	14284	14284	14284	14284	14284	
G 5.0	13882	14144	13882	13644	13430	13237	13078	12959	12875	12832	
G 10.0	13510	14002	13510	13042	12627	12316	12062	11852	11712	11645	
G 15.0	13089	13846	13089	12453	11927	11487	11136	10871	10683	10584	
G 20.0	12697	13694	12697	11883	11229	10678	10238	9905	9665	9536	
G 25.0	12272	13501	12272	11289	10512	9838	9278	8838	8517	8343	
G 30.0	11779	13246	11779	10639	9691	8830	8131	7612	7227	7007	
G 35.0	11121	12820	11121	9779	8594	7621	6841	6252	5862	5672	
G 40.0	10159	12051	10159	8616	7322	6346	5623	5103	4770	4607	
G 45.0	8599	10585	8599	7170	6058	5167	4521	4111	3882	3756	
G 50.0	6941	8665	6941	5728	4792	4050	3465	3032	2754	2611	
G 55.0	5442	6828	5442	4458	3643	2953	2442	2071	1765	1632	
G 60.0	4260	5562	4260	3365	2652	2102	1692	1391	1178	1097	
G 65.0	3179	4442	3179	2454	1932	1499	1189	985	841	784	
G 70.0	2373	3546	2373	1780	1386	1062	853	736	642	589	
G 75.0	1789	2862	1789	1300	986	758	623	548	481	449	
G 80.0	1265	2219	1265	880	656	512	431	380	328	306	
G 85.0	690	1462	690	450	330	265	228	201	172	158	
G 90.0	123	359	123	85	71	59	48	41	38	37	