

Luminaire

Code 90883L012

Name REBA 50 LITE /C LINE L1200 BGLARE 840 W

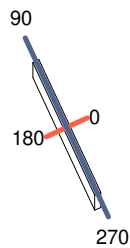
Measur.

Code 25/6/2024

Name REBA 50 LITE /C LINE L1200 BGLARE 840 W

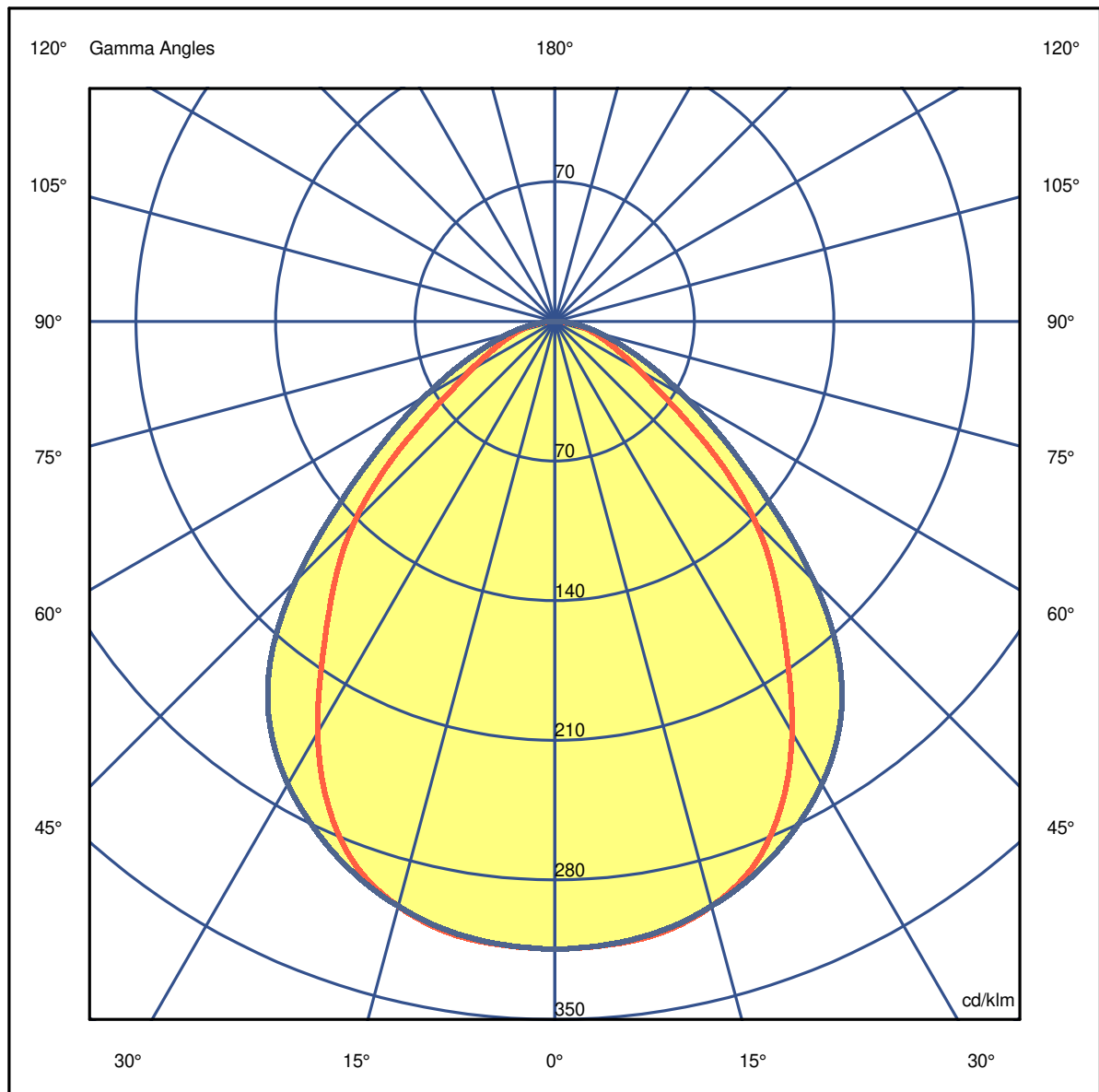
Luminaire Flux	1748 lm	Luminaire Power	15.1 W	Efficacy	115.504 lm/W	Efficiency	66.20%
Source Flux	2640 lm	Maximum value	314.70 cd/klm	Position	C=0.00 G=0.00	CG	Double Symmetrical

1122mm x 51mm



C Halfplanes

180.0 ————— 0.0
270.0 ————— 90.0



Luminaire

Code 90883L012

Name REBA 50 LITE /C LINE L1200 BGLARE 840 W

Measurem.

Code 25/6/2024

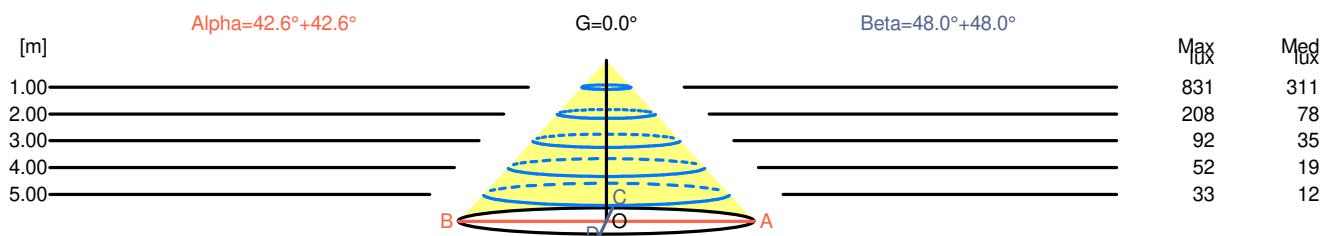
Name REBA 50 LITE /C LINE L1200 BGLARE 840 W

Luminaire Flux	1748 lm	Luminaire Power	15.1 W	Efficacy	115.504 lm/W	Efficiency	66.20%
Source Flux	2640 lm	Maximum value	314.70 cd/klm	Position	C=0.00 G=0.00	CG	Double Symmetrical

Width at 50.00 % of Max Intensity

H[m]	1.00	2.00	3.00	4.00	5.00	H[m]	1.00	2.00	3.00	4.00	5.00
OA	0.92	1.84	2.76	3.68	4.60	OC	1.11	2.22	3.33	4.44	5.54
OB	0.92	1.84	2.76	3.68	4.60	OD	1.11	2.22	3.33	4.44	5.54

	0	5	15	25	35	45	55	65	75	85
OA	830.81	828.17	801.24	708.84	534.86	375.67	183.48	93.19	49.37	14.52
OB	830.81	828.17	801.24	708.84	534.86	375.67	183.48	93.19	49.37	14.52
OC	830.81	827.38	801.24	745.54	656.83	485.23	273.77	140.45	63.89	17.42
OD	830.81	827.38	801.24	745.54	656.83	485.23	273.77	140.45	63.89	17.42



H[m]	D[m]	Max lux	Med lux	Alpha=42.6°+42.6°	G=0.0	
1.00	1.84	831	311			
2.00	3.68	208	78			
3.00	5.52	92	35			
4.00	7.35	52	19			
5.00	9.19	33	12			

H[m]	D[m]	Max lux	Med lux	Beta=48.0°+48.0°	G=0.0	
1.00	2.22	831	311			
2.00	4.44	208	78			
3.00	6.65	92	35			
4.00	8.87	52	19			
5.00	11.09	33	12			

Luminaire

Code 90883L012

Name REBA 50 LITE /C LINE L1200 BGLARE 840 W

Measurem.

Code 25/6/2024

Name REBA 50 LITE /C LINE L1200 BGLARE 840 W

Luminaire Flux	1748 lm	Luminaire Power	15.1 W	Efficacy	115.504 lm/W	Efficiency	66.20%
Source Flux	2640 lm	Maximum value	314.70 cd/klm	Position	C=0.00 G=0.00	CG	Double Symmetrical

UGR
S = 0.250

Reflectancies										
Ceiling/Cavity	0.7	0.7	0.5	0.5	0.3	0.7	0.7	0.5	0.5	0.3
Walls	0.5	0.3	0.5	0.3	0.3	0.5	0.3	0.5	0.3	0.3
Working Plane	0.2	0.2	0.2	0.2	0.2	0.2	0.2	0.2	0.2	0.2
Room Dimensions	Lateral View					Viewed Endwise				
x=2H y=2H	15.2	16.4	15.5	16.6	16.8	18.5	19.7	18.8	19.9	20.1
x=2H y=3H	15.5	16.6	15.9	16.8	17.1	19.2	20.3	19.5	20.5	20.8
x=2H y=4H	15.7	16.6	16.0	16.9	17.2	19.5	20.5	19.8	20.7	21.0
x=2H y=6H	15.7	16.6	16.1	16.9	17.2	19.7	20.6	20.0	20.9	21.1
x=2H y=8H	15.7	16.6	16.1	16.9	17.2	19.7	20.6	20.1	20.9	21.2
x=2H y=12H	15.7	16.5	16.1	16.8	17.2	19.7	20.6	20.1	20.9	21.2
x=4H y=2H	15.7	16.6	16.0	16.9	17.2	18.6	19.6	18.9	19.8	20.1
x=4H y=3H	16.1	16.9	16.5	17.2	17.5	19.4	20.2	19.7	20.5	20.8
x=4H y=4H	16.3	17.0	16.6	17.3	17.7	19.7	20.4	20.1	20.7	21.1
x=4H y=6H	16.4	17.0	16.8	17.4	17.8	19.9	20.6	20.4	20.9	21.3
x=4H y=8H	16.4	17.0	16.8	17.4	17.8	20.0	20.6	20.5	21.0	21.4
x=4H y=12H	16.4	16.9	16.8	17.3	17.7	20.1	20.6	20.5	21.0	21.4
x=8H y=4H	16.4	17.0	16.8	17.3	17.8	19.7	20.2	20.1	20.6	21.0
x=8H y=6H	16.6	17.0	17.0	17.4	17.9	20.0	20.4	20.4	20.8	21.3
x=8H y=8H	16.6	17.0	17.1	17.5	17.9	20.1	20.5	20.5	20.9	21.4
x=8H y=12H	16.6	17.0	17.1	17.4	17.9	20.1	20.5	20.6	20.9	21.4
x=12H y=4H	16.4	16.9	16.8	17.3	17.7	19.6	20.1	20.1	20.5	21.0
x=12H y=6H	16.6	17.0	17.0	17.4	17.9	19.9	20.3	20.4	20.8	21.3
x=12H y=8H	16.6	17.0	17.1	17.4	17.9	20.0	20.4	20.5	20.9	21.4

Luminaire

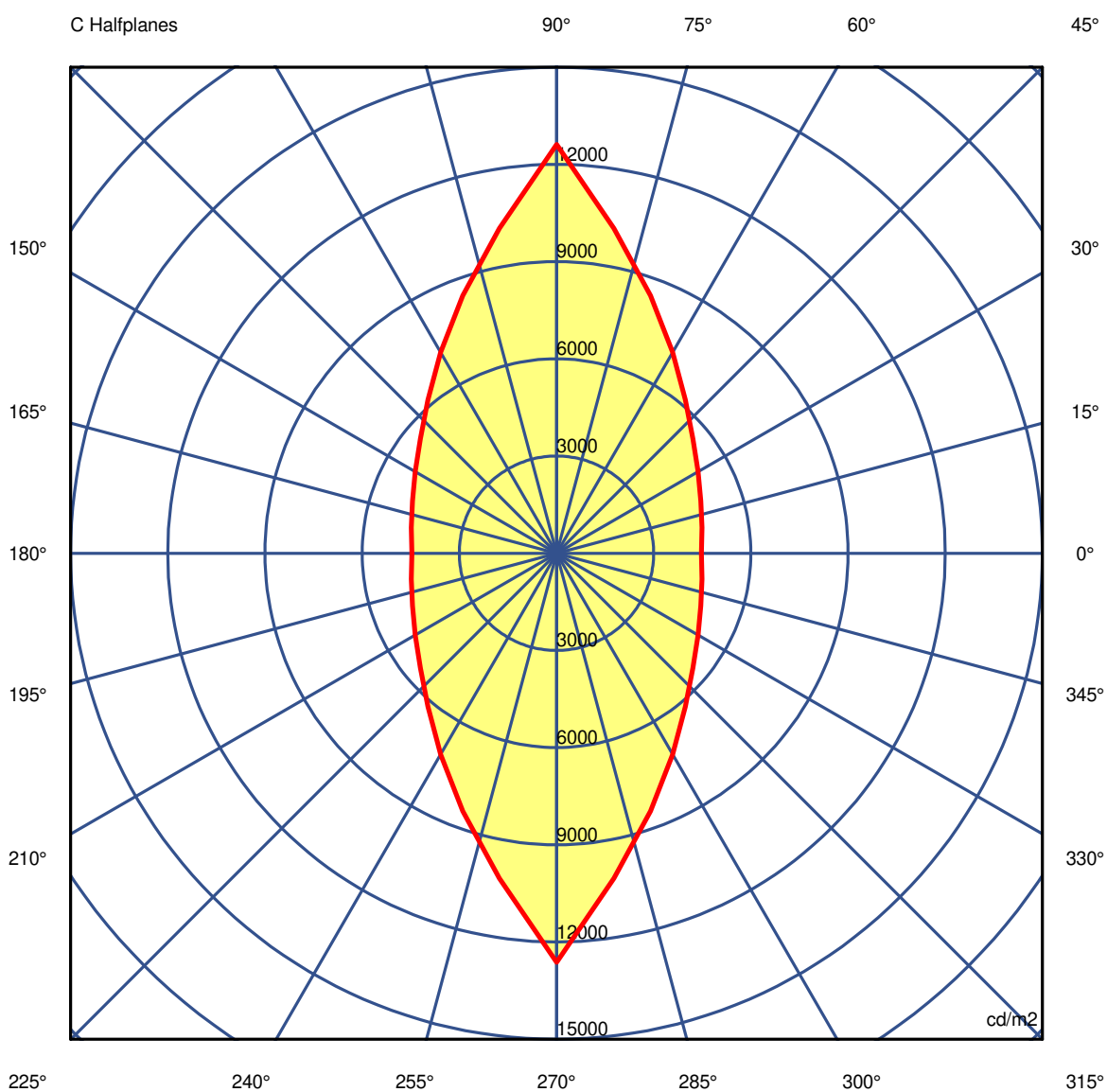
Code 90883L012
Name REBA 50 LITE /C LINE L1200 BGLARE 840 W

Measurem.

Code 25/6/2024
Name REBA 50 LITE /C LINE L1200 BGLARE 840 W

Luminaire Flux	1748 lm	Luminaire Power	15.1 W	Efficacy	115.504 lm/W	Efficiency	66.20%
Source Flux	2640 lm	Maximum value	314.70 cd/klm	Position	C=0.00 G=0.00	CG	Double Symmetrical

Luminance



45.0°

Luminaire

Code 90883L012

Name REBA 50 LITE /C LINE L1200 BGLARE 840 W

Measurem.

Code 25/6/2024

Name REBA 50 LITE /C LINE L1200 BGLARE 840 W

Luminaire Flux	1748 lm		Luminaire Power		15.1 W		Efficacy		115.504 lm/W		Efficiency		66.20%	
Source Flux	2640 lm		Maximum value		314.70 cd/klm		Position		C=0.00 G=0.00		CG		Double Symmetrical	
Luminance cd/m2														
Table 1/3														
	C 0.00	C 10.00	C 20.00	C 30.00	C 40.00	C 50.00	C 60.00	C 70.00	C 80.00	C 90.00	C 100.00	C 110.00	C 120.00	
G 0.0	16097	16097	16097	16097	16097	16097	16097	16097	16097	16097	16097	16097	16097	
G 5.0	14458	14469	14526	14628	14760	14931	15146	15404	15698	16017	15698	15404	15146	
G 10.0	13133	13150	13242	13400	13618	13933	14336	14778	15310	15951	15310	14778	14336	
G 15.0	11910	11942	12072	12298	12616	13024	13538	14180	14950	15845	14950	14180	13538	
G 20.0	10734	10771	10929	11213	11619	12147	12799	13581	14545	15725	14545	13581	12799	
G 25.0	9423	9479	9692	10065	10568	11217	12014	12940	14103	15551	14103	12940	12014	
G 30.0	8019	8100	8346	8770	9347	10129	11112	12235	13598	15344	13598	12235	11112	
G 35.0	6612	6676	6897	7322	7972	8840	9938	11306	12944	14975	12944	11306	9938	
G 40.0	5493	5548	5737	6100	6671	7473	8567	10038	11861	14187	11861	10038	8567	
G 45.0	4467	4554	4739	5042	5494	6181	7164	8465	10190	12621	10190	8465	7164	
G 50.0	3277	3323	3471	3768	4254	4916	5754	6826	8279	10443	8279	6826	5754	
G 55.0	2165	2201	2355	2704	3115	3668	4420	5361	6608	8592	6608	5361	4420	
G 60.0	1535	1548	1643	1894	2239	2696	3301	4104	5206	7069	5206	4104	3301	
G 65.0	1125	1138	1208	1374	1601	1942	2423	3036	3979	5777	3979	3036	2423	
G 70.0	842	864	922	1020	1158	1392	1752	2239	3046	4773	3046	2239	1752	
G 75.0	630	639	674	740	839	1001	1255	1635	2319	3987	2319	1635	1255	
G 80.0	421	424	447	499	564	666	837	1120	1667	3277	1667	1120	837	
G 85.0	203	207	221	248	279	325	405	557	906	2404	906	557	405	
G 90.0	27	31	33	35	40	47	59	75	128	670	128	75	59	

Luminaire

Code 90883L012

Name REBA 50 LITE /C LINE L1200 BGLARE 840 W

Measurem.

Code 25/6/2024

Name REBA 50 LITE /C LINE L1200 BGLARE 840 W

Luminaire Flux	1748 lm		Luminaire Power		15.1 W		Efficacy		115.504 lm/W		Efficiency		66.20%	
Source Flux	2640 lm		Maximum value		314.70 cd/klm		Position		C=0.00 G=0.00		CG		Double Symmetrical	
Luminance cd/m2														
Table 2/3														
	C 130.00	C 140.00	C 150.00	C 160.00	C 170.00	C 180.00	C 190.00	C 200.00	C 210.00	C 220.00	C 230.00	C 240.00	C 250.00	
G 0.0	16097	16097	16097	16097	16097	16097	16097	16097	16097	16097	16097	16097	16097	
G 5.0	14931	14760	14628	14526	14469	14458	14469	14526	14628	14760	14931	15146	15404	
G 10.0	13933	13618	13400	13242	13150	13133	13150	13242	13400	13618	13933	14336	14778	
G 15.0	13024	12616	12298	12072	11942	11910	11942	12072	12298	12616	13024	13538	14180	
G 20.0	12147	11619	11213	10929	10771	10734	10771	10929	11213	11619	12147	12799	13581	
G 25.0	11217	10568	10065	9692	9479	9423	9479	9692	10065	10568	11217	12014	12940	
G 30.0	10129	9347	8770	8346	8100	8019	8100	8346	8770	9347	10129	11112	12235	
G 35.0	8840	7972	7322	6897	6676	6612	6676	6897	7322	7972	8840	9938	11306	
G 40.0	7473	6671	6100	5737	5548	5493	5548	5737	6100	6671	7473	8567	10038	
G 45.0	6181	5494	5042	4739	4554	4467	4554	4739	5042	5494	6181	7164	8465	
G 50.0	4916	4254	3768	3471	3323	3277	3323	3471	3768	4254	4916	5754	6826	
G 55.0	3668	3115	2704	2355	2201	2165	2201	2355	2704	3115	3668	4420	5361	
G 60.0	2696	2239	1894	1643	1548	1535	1548	1643	1894	2239	2696	3301	4104	
G 65.0	1942	1601	1374	1208	1138	1125	1138	1208	1374	1601	1942	2423	3036	
G 70.0	1392	1158	1020	922	864	842	864	922	1020	1158	1392	1752	2239	
G 75.0	1001	839	740	674	639	630	639	674	740	839	1001	1255	1635	
G 80.0	666	564	499	447	424	421	424	447	499	564	666	837	1120	
G 85.0	325	279	248	221	207	203	207	221	248	279	325	405	557	
G 90.0	47	40	35	33	31	27	31	33	35	40	47	59	75	

Luminaire

Code 90883L012

Name REBA 50 LITE /C LINE L1200 BGLARE 840 W

Measurem.

Code 25/6/2024

Name REBA 50 LITE /C LINE L1200 BGLARE 840 W

Luminaire Flux	1748 lm	Luminaire Power		15.1 W		Efficacy	115.504 lm/W		Efficiency		66.20%
Source Flux	2640 lm	Maximum value		314.70 cd/klm		Position	C=0.00 G=0.00		CG	Double Symmetrical	
Luminance cd/m2 Table 3/3											
	C 260.00	C 270.00	C 280.00	C 290.00	C 300.00	C 310.00	C 320.00	C 330.00	C 340.00	C 350.00	
G 0.0	16097	16097	16097	16097	16097	16097	16097	16097	16097	16097	16097
G 5.0	15698	16017	15698	15404	15146	14931	14760	14628	14526	14469	
G 10.0	15310	15951	15310	14778	14336	13933	13618	13400	13242	13150	
G 15.0	14950	15845	14950	14180	13538	13024	12616	12298	12072	11942	
G 20.0	14545	15725	14545	13581	12799	12147	11619	11213	10929	10771	
G 25.0	14103	15551	14103	12940	12014	11217	10568	10065	9692	9479	
G 30.0	13598	15344	13598	12235	11112	10129	9347	8770	8346	8100	
G 35.0	12944	14975	12944	11306	9938	8840	7972	7322	6897	6676	
G 40.0	11861	14187	11861	10038	8567	7473	6671	6100	5737	5548	
G 45.0	10190	12621	10190	8465	7164	6181	5494	5042	4739	4554	
G 50.0	8279	10443	8279	6826	5754	4916	4254	3768	3471	3323	
G 55.0	6608	8592	6608	5361	4420	3668	3115	2704	2355	2201	
G 60.0	5206	7069	5206	4104	3301	2696	2239	1894	1643	1548	
G 65.0	3979	5777	3979	3036	2423	1942	1601	1374	1208	1138	
G 70.0	3046	4773	3046	2239	1752	1392	1158	1020	922	864	
G 75.0	2319	3987	2319	1635	1255	1001	839	740	674	639	
G 80.0	1667	3277	1667	1120	837	666	564	499	447	424	
G 85.0	906	2404	906	557	405	325	279	248	221	207	
G 90.0	128	670	128	75	59	47	40	35	33	31	