

The Light Book.

INDELAGUE GROUP

iNDELAGUE ROXO lighting

GENERAL INDEX



6th ELEMENT	29	LNS IP	664
AURA	451	NOAH	59
AVL	793	OREO	207
AVT	656	PAS	781
bLED	641	REBA	495
CAB	757	REBA 50 bOPTICS	465
CLOUD	633	ROFY	155
CONCEPT 35	71	ROFY SQ	197
CONCEPT 65	131	SENSE	415
CORA	617	SLIM	455
DORIS	751	TALEA	669
DYNA	429	TEI	637
ELI	325	THE	658
ELI 50	281	THS	660
FESAL	419	TRN	789
FOCUS 2	359	TTP	695
GLAM	241	TTP 50 360	733
HOLI	387	TTP 70 Colour	743
LNE	645	VEGA	363
LNE IP	662	VISA	459
LNS	649	ZLP	765

ARCHITECTURAL LIGHTING	27
ALUMINIUM PROFILE SYSTEMS	463
TECHNICAL LIGHTING	615
HOSPITAL AND CLEAN ROOMS	653
TUBULAR LUMINAIRES	667
WATERPROOF LUMINAIRES	749
HIGH BAY AND SPORTS HALL	755
VANDAL RESISTANT LUMINAIRES	763
BATTENS AND TRACK SYSTEMS	779
TRACK SYSTEM	797
TECHNICALINFO	803


All data contained in this catalogue do not constitute any commitment to INDELAGUE - Indústria Eléctrica de Águeda, S.A. . The company itself reserves the right to change or modify any information stated without prior notice. The reproduction of this catalogue or any part of it is prohibited. Electric/Optical data are subject to an initial tolerance of +/- 10%. Tolerance of colour temperature: +/- 150 K. Unless stated otherwise, the technical data represent rated values for an ambient temperature of 25°C.



Index

ARCHITECTURAL LIGHTING

RECESSED



NEW

CONCEPT S 35 / E
90



NEW

CONCEPT O 35 / E
104



NEW

ROFY 60 / T
166



NEW

ROFY 60 / T D/I
168




NEW

ROFY 85 / E
180




NEW

ROFY 85 IP / E
190




NEW

ELI 50 / E 1
284



NEW

ELI 50 / E 2
286




NEW

ELI 50 Sq / E 1
288



NEW

ELI 50 Sq / E 2
290



NEW

ELI 50 Spot / E 1
314




NEW

ELI 50 Spot / E 2
316



NEW

ELI / E 1
328




NEW

ELI / E 2
330



NEW

ELI Sq / E 1
332



NEW

ELI Sq / E 2
334



VEGA / E
366



VEGA Sq / E
368



VEGA IP / E
378



VEGA Sq IP / E
380



HOLI Sq / T Mini
388



HOLI Sq / T
390



HOLI Sq / T Max
392



HOLI Sq Mini
396



HOLI Sq
398



HOLI Sq Max
400



HOLI Sq / AS Max
404



SENSE
416




FESAL
420



NEW

FESAL Sq
422



NEW

FESAL IP
424




NEW

FESAL Sq IP
426



DYNA MINI
430




NEW

DYNA MINI Sq
432



DYNA
438




NEW

DYNA Sq
440






















































DYNA IP
444



NEW

DYNA Sq IP
446

SURFACE MOUNTED / SUSPENDED

 6th ELEMENT + 36	 6th ELEMENT 40	 6th ELEMENT FIX 44	 6th ELEMENT /C 48	 NOAH 62	 CONCEPT S 35 94	 CONCEPT S 35 D/I 98	 CONCEPT O 35 106
 CONCEPT O 35 D/I 110	 CONCEPT Sq 35 114	 CONCEPT Sq 35 D/I 118	 CONCEPT D 35 122	 CONCEPT D 35 D/I 126	 CONCEPT S 65 138	 CONCEPT S 65 D/I 142	 CONCEPT O 65 146
 CONCEPT O 65 D/I 150	 ROFY 60 172	 ROFY 60 D/I 176	 ROFY 85 182	 ROFY 85 D/I 186	 ROFY 85 IP /C 192	 ROFY 60 Sq 198	 ROFY 60 Sq D/I 202
 OREO /C 214	 OREO In 216	 OREO Out 220	 OREO V In 224	 OREO V Out 228	 OREO Linea Down 232	 OREO Linea Up 236	 GLAM 248
 GLAM S4 254	 GLAM S8 258	 ELI 50 294	 ELI 50 Sq 296	 ELI 50 /C 300	 ELI 50 Sq /C 302	 ELI 50 Spot /C 318	 ELI 338
 ELI Sq 340	 ELI /C 342	 ELI Sq /C 344	 VEGA 372	 VEGA Sq 374	 VEGA IP 382	 HOLI Sq /C Mini 406	 HOLI Sq /C 408
 HOLI Sq /C Max 410	 DYNA MINI /C 434	 DYNA /C 442					

Index

WALL MOUNTED



6th ELEMENT /W
54



GLAM /WE
264



GLAM /W
268



ELI 50 /W
306




ELI 50 Sq /W
306



ELI 50 /W D/I
308



ELI 50 Sq /W D/I
310



ELI /W
348



ELI Sq /W
350



ELI /W D/I
352



ELI Sq /W D/I
354



AURA
452



SLIM
456



VISA
460

PROJECTOR AND TRACK SYSTEM



GLAM 48V
274



ELI 50 Spot Track
320



FOCUS 2
360



Track system
800

TABLE LAMP




NOAH /D
68

ALUMINIUM PROFILE SYSTEMS

RECESSED



**REBA 50 /E
bOPTICS**
474



**REBA 50 /E
bOPTICS Line**
478



REBA 50 /T
512



REBA 50 /T Line
516




REBA 50 /E
522



REBA 50 /E Line
526



REBA 65 /T
574



REBA 65 /T Line
578



REBA 65 /E
584



REBA 65 /E Line
588

SURFACE MOUNTED / SUSPENDED



REBA 50 bOPTICS
484



**REBA 50 bOPTICS
Line**
488



REBA 50
532



REBA 50 Line
536



REBA 50 HEXA
546



REBA 50 D/I
550



REBA 50 D/I Line
554



REBA 65
594



REBA 65 Line
598



REBA 65 D/I
604



REBA 65 D/I Line
608

WALL MOUNTED



REBA 50 /W
560



REBA 50 /W Line
564

Index

TECHNICAL LIGHTING

RECESSED



CORA / E
620



CLOUD
634



TEI
638




bLED
642



LNE
646

SURFACE MOUNTED / SUSPENDED



CORA
624



CORA / C
628



LNS
650




bLED
642



LNE
646

HOSPITAL AND CLEAN ROOMS

RECESSED



AVT
656



THE
658



LNE IP
662

SURFACE MOUNTED



THS
660



LNS IP
664

TUBULAR LUMINAIRES

SURFACE MOUNTED / SUSPENDED



TALEA
678



TALEA Line
682



TALEA Glare
690



TTP 50 Line
712



TTP 70 Line
720



TTP 100 Line
728



TTP 50 360 VRT
738



TALEA HRZ
678



TALEA Glare / C
686



TTP 50
708



TTP 70
716



TTP 100
724



TTP 50 360 HRZ
734



TTP 70 Colour
746

**WATERPROOF
LUMINAIRES**

**SURFACE
MOUNTED /
SUSPENDED**



DORIS
752

**HIGH BAY AND
SPORTS HALL**

**RECESSED / SURFACE
MOUNTED / SUSPENDED**



CAB
758

**VANDAL
RESISTANT
LUMINAIRES**

RECESSED



ZLP / E
766

**SURFACE
MOUNTED /
SUSPENDED**



ZLP
768



ZLP / C
772



ZLP / W
774

**BATTENS
AND TRACK
SYSTEMS**

**SURFACE
MOUNTED**



TRN
790



AVL
794

SUSPENDED



PAS
782



PAS Line
784

INTRODUCTION



About us

We have been manufacturing lighting since the beginning of the 80s. We are proud of our work and of our history.





About us

We are experts in sustainable lighting with LED technology. A family-owned business, located in Águeda, in the heart of Portugal, that operates as a global player with independent sales and partner organisations in around 35 countries. Founded in 1978, we have been pioneers in the development of technical and architectural lighting in Portugal until nowadays.

We are the first Portuguese manufacturer to establish a production portfolio based entirely on LED technology. The corporate strategy for a sustainable lighting combines ecological responsibility with technological knowledge. Our 100 employees are dedicated and committed to ensure that our products are not just products, but sustainable lighting tools and suitable for your project.

45 years of history

Creating lighting solutions of perfect quality and aesthetics is our passion.

For 45 years we have been continuously working towards the light of tomorrow with a unique design approach. We contribute to improve the quality of human life through light, offering the right light

for each activity at any time of day or night. The continuous development of the product portfolio is driven not only by the latest research and technology, but above all by long-standing collaboration with renowned

international architects, engineers, lighting designers and artists in their project activity. Our luminaires are always adapted to our customers' and lighting users' individual needs.

1978

Indelague S.A. foundation.



1985-86

Development of the first lighting products IRN and IAI. Development of IAP lighting products and start of the production of cable tray systems.



1987

Expansion of the manufacturing capacity with the construction of a new 900 m² pavilion and beginning of production of aluminium reflectors for LAE and LAS models.



1993

Expansion of the manufacturing capacity with the construction of a new pavilion of 1000 m².



2007

Construction of the new Headquarters.
An investment of 10 million euros made it possible to build a new factory with 17000 m².
A new photometric laboratory, various CNC machines and a new painting line system.




2012

The **ROXO LIGHTING** brand is created.
Start of the production of architectural lighting products, including a new range of downlights.

ROXO lighting

2014

Development and start of production of the REBA 65 aluminum profile range, the TTP 70 range with a high protection index and the ZLP range of high mechanical resistance and vandal-proof.



45 years of history

2017

The **6th ELEMENT** won the prestigious German Design Award - Special Mention 2017.



2018

The jury of the German Design Award awarded Indelague Group's luminaire **NOAH** with the German Design Award - WINNER 2018.




2019

In 2019 we decided to give our manufacturing unit a more ecological and socially sustainable profile by installing 600 solar photovoltaic panels with a maximum power of 295W and with the capacity to produce 235000 kWh of electrical energy per year from the sun light, allowing the reduction of environmental impact and avoiding the emission of 120 tons of CO2 per year.

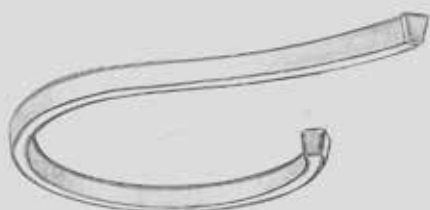
2020

The **TALEA** range won the acclaimed German Design Award of 2020, winning the category "Excellent Design of Lighting Product".



2021

Our product **CONCEPT S 35** was recognized by the German Design Award 2021 as a "special mention" in the category of lighting.



2022

6th participation of Indelague in the Light+Building fair, in Frankfurt. Once again, the exhibited lighting solutions revealed the company's commitment to innovation, sustainability and design.

2023

Indelague's **45th birthday**, enhancing excellence and knowledge in the lighting business. Showroom Renovation.



R&D and Design



Our products are the result of constant and continuous research in different areas.

R&D and Design

The R&D (Research and Development) department occupies a main position in the activities of the Indelague Group. The close relationship with our customers is essential to keep up with the latest market developments, which motivates our R&D team to research new materials and carry out increasingly rigorous tests, allowing the Indelague Group to guarantee a high technological


level and unique quality standards.

The R&D team is dedicated to the research and development of innovative LED products, through tests (technical and photometric) done in our own laboratory and through partnerships with independent laboratories. Our products are the result of constant and continuous research in different areas. From electronic and optical

components, to design and photometry, focused on products that incorporate advanced technology with sustainable materials and a timeless design. We are constantly developing highly advanced production processes to achieve lower energy consumption, longer product lifetime, optimized operating temperatures, new light effects and excellent performances.




Highlighted products



Highlighted products

We present our latest LED lighting solutions. Innovative, reliable and efficient, they adapt to any space and integrate into any type of environment. They were designed for versatile applications, truly unique solutions for any architectural space. Our luminaires are lighting tools that integrate the highest technology and have exceptional lighting performance levels, allowing them to achieve accentuated, precise or uniform lighting effects. The new ranges offer new lighting design perspectives for offices, reading rooms, education facilities and administrative buildings.





**Light is much more
than design, material
and technology.
Light is an experience!**



Reference projects





Rodi
Aveiro, Portugal

Reference projects

We continually define new ways of creating lighting products for new application contexts. Cultural, social and urban projects offer us new opportunities and know-how, which allow us to highlight architectural details, surfaces and volumes. Lighting is rapidly evolving into a profound architectural revolution. It is a fundamental element for the quality and well-being of any

type of environment, including offices, retail stores, museums, educational institutions, homes, parks and gardens. The Indelague Group provides sophisticated and added-value lighting solutions. We have product ranges that cover various application sectors. Over the years, we have acquired experience and knowledge to meet the functional and aesthetic needs of your projects. Each

project requires a personalized approach, and in this sense we created the Lighting Projects Department that offers the necessary support to our clients, architects, engineers, interior designers and light designers. We also have exceptional service packages and design tools at your disposal. Our global team works with all interested parties to obtain the best possible result.



Utopia
Aalst, Belgium



Dr. Cautela Dental Clinic
Lisbon, Portugal

Chapter
01

ARCHITECTURAL LIGHTING





6th ELEMENT



6th ELEMENT +
36



6th ELEMENT
40



6th ELEMENT FIX
44



6th ELEMENT /C
48



6th ELEMENT /W
54



Application types





1. Semi-recessed
Fix

2. Wall mounted
Adjustable

3. Semi-recessed
Adjustable

4. Suspended

Minimalism and technology



1. Body
Die-cast aluminium body,
available in 3 colours.

2. LED
SDCM MacAdam ≤ 3 , 3000K
/ 4000K colour temperature,
CRI > 90 and 50,000h lifetime
L80 B10.

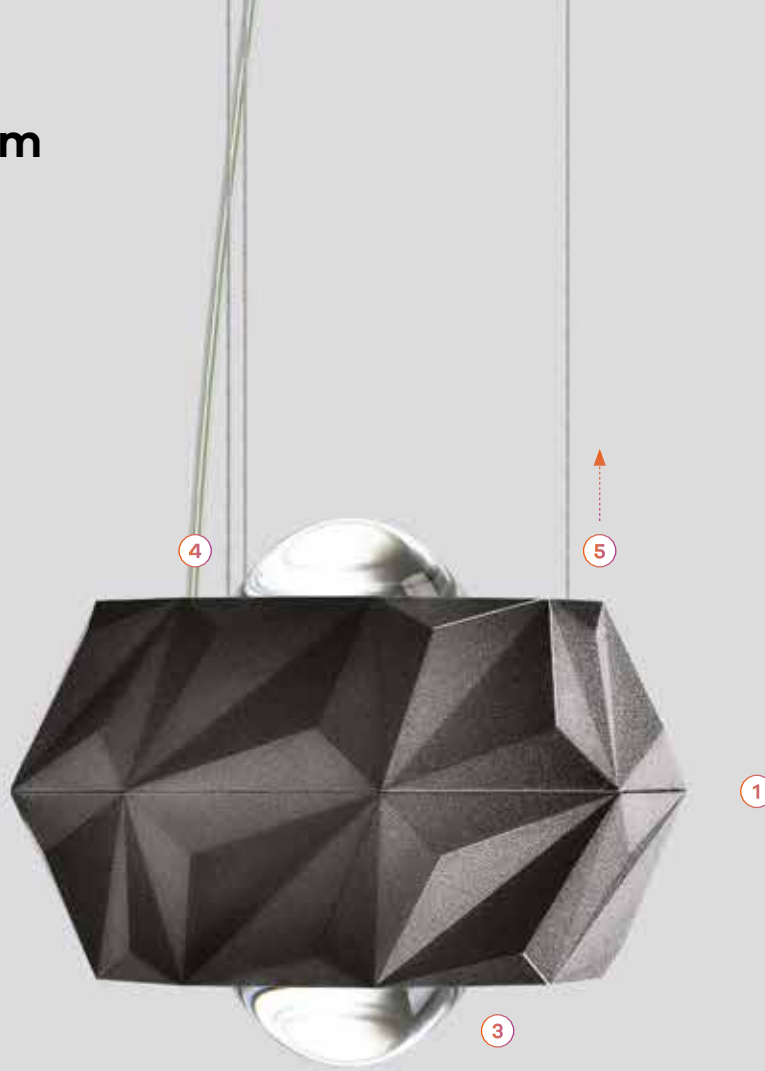
3. Optical system
3.1 50° lens
3.2 80° lens

**4. Suspension and
current supply cable**
Suspensions and current
supply cables available
in 1500, 3000 or
6000 mm length.


5. Ceiling rose
Recessed or surface
mounted ceiling roses.
Available in white or black
colour.

Optical system

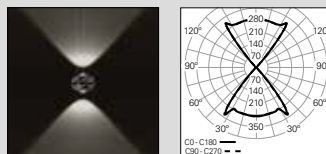
ARCHITECTURAL
LIGHTING



3.1. 50° lens



3.2. 80° lens



Define your colour





6th ELEMENT +



Product characteristics

Body

Die-cast aluminium

**Finish**

Powder coated

**Optical system**

Lens

Light source

LED, RG1, CRI>90, MacAdam Step ≤ 3

**LED lifetime**

50.000h @ L80, B10, Ta 25°C

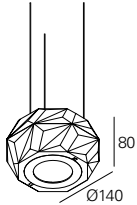
Control gear

Not included

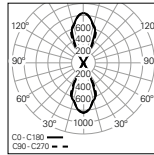
01. Select version



6th ELEMENT +

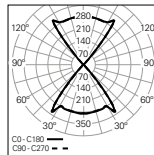


50° lens | Direct / Indirect (50%/50%)



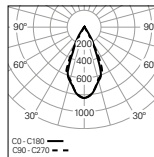
UGR	W	lm output	lm/W	mA	CODE*
≤10	17	2232	131	500	90568L0160♣0♦50

80° lens | Direct / Indirect (50%/50%)



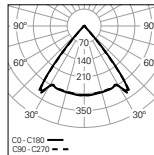
UGR	W	lm output	lm/W	mA	CODE*
≤19	17	2158	127	500	90568L0160♣0♦80

50° lens | Direct



UGR	W	lm output	lm/W	mA	CODE*
≤13	9	1128	125	250	90578L0090♣0♦50
≤13	12	1512	126	350	90578L0160♣0♦50

80° lens | Direct



UGR	W	lm output	lm/W	mA	CODE*
≤25	9	1091	121	250	90578L0090♣0♦80
≤25	12	1428	119	350	90578L0160♣0♦80

*Replace the symbols to complete the code

Colour	♣
□ White	W
■ Black	B
■ Rusty chain	R

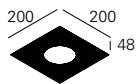
Colour temp.	♦
3000K	B
4000K	A

6th ELEMENT +

• To complete the product add current supply cable/suspension and ceiling rose. Please order separately.

02. Select ceiling rose

Recessed - T55 Q200



135x135

HF

	CODE*
10,5W 10-42V 250mA HF	972710♣
14,7W 10-42V 350mA HF	972711♣
21W 10-42V 500mA HF	972712♣

DALI

	CODE*
13W 09-52V 250mA DALI	972720♣
18,2W 09-52V 350mA DALI	972721♣
26W 09-52V 500mA DALI	972722♣

Surface mounted - T54 D120



HF

	CODE*
10W 30-42V 250mA HF	972730♣
15W 26-43V 350mA HF	972731♣
21W 30-42V 500mA HF	972732♣

DALI

	CODE*
12W 03-45V 250mA DALI	972740♣
16W 03-45V 350mA DALI	972741♣
20W 03-40V 500mA DALI	972742♣

CEILING ROSE

- The recessed ceiling rose T55 Q200 is class II.
- The surface ceiling rose T54 D120 is class I.
- Control gear included in the ceiling rose.

03. Select options

OPTIONS Code

Current supply cable / Suspension

L1500 mm (x3)	942900
L3000 mm (x3)	942901
L6000 mm (x3)	942902



*Replace the symbols to complete the code

Colour	♣
□ White	W
■ Black	B
■ Rusty chain	R




Select options



Light effect with 50° lens



Light effect with 80° lens



Ceiling roses



6th ELEMENT



Product characteristics

Body

Die-cast aluminium



Finish

Powder coated



Optical system

Lens

Light source

LED, RG1, CRI>90, MacAdam Step ≤ 3



LED lifetime

50.000h @ L80, B10, Ta 25°C

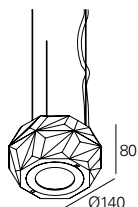
Control gear

Not included

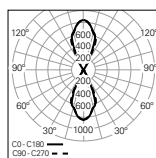
01. Select version



6th ELEMENT

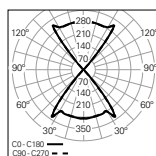


50° lens | Direct / Indirect (50%/50%)



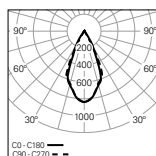
UGR	W	lm output	lm/W	mA	CODE*
≤10	17	2232	131	500	90280L0160▲0◆50

80° lens | Direct / Indirect (50%/50%)



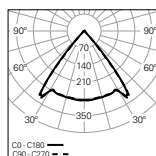
UGR	W	lm output	lm/W	mA	CODE*
≤19	17	2158	127	500	90280L0160▲0◆80

50° lens | Direct



UGR	W	lm output	lm/W	mA	CODE*
≤13	9	1128	125	250	90328L0090▲0◆50
≤13	12	1512	126	350	90328L0160▲0◆50

80° lens | Direct



UGR	W	lm output	lm/W	mA	CODE*
≤25	9	1091	121	250	90328L0090▲0◆80
≤25	12	1428	119	350	90328L0160▲0◆80

*Replace the symbols to complete the code

Colour	Symbol
White	W
Black	B
Rusty chain	R

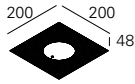
Colour temp.	Symbol
3000K	B
4000K	A

6th ELEMENT

• To complete the product add suspension, current supply cable and ceiling rose. Please order separately.

02. Select ceiling rose

Recessed - T12 Q200



135x135

HF

	CODE*
10,5W 10-42V 250mA HF	971810♣
14,7W 10-42V 350mA HF	971811♣
21W 10-42V 500mA HF	971812♣

DALI

	CODE*
13W 09-52V 250mA DALI	971820♣
18,2W 09-52V 350mA DALI	971821♣
26W 09-52V 500mA DALI	971822♣

Surface mounted - T53 D120



HF

	CODE*
10W 30-42V 250mA HF	971830♣
15W 26-43V 350mA HF	971831♣
21W 30-42V 500mA HF	971832♣

DALI

	CODE*
12W 03-45V 250mA DALI	971840♣
16W 03-45V 350mA DALI	971841♣
20W 03-40V 500mA DALI	971842♣

CEILING ROSE

- The recessed ceiling rose T12 Q200 is class II.
- The surface ceiling rose T53 D120 is class I.
- Control gear included in the ceiling rose.

03. Select options

OPTIONS Code

Suspension

S14 L1500 mm (x3)	913300
S14 L3000 mm (x3)	913301
S14 L6000 mm (x3)	913302

Current supply cable

L1500 mm - 2 x 0,75 mm ²	942800
L3000 mm - 2 x 0,75 mm ²	942801
L6000 mm - 2 x 0,75 mm ²	942802



*Replace the symbols to complete the code

Colour	♣
□ White	W
■ Black	B
■ Rusty chain	R



Select options




Light effect with 50° lens



Light effect with 80° lens



Ceiling roses



6th ELEMENT FIX



Product characteristics

Body Die-cast aluminium
Finish Powder coated
Optical system Lens
Light source LED, RG1, CRI>90, MacAdam Step ≤ 3
LED lifetime 50.000h @ L80, B10, Ta 25°C
Control gear Not included
Ceiling thickness For ceilings between 10-25mm

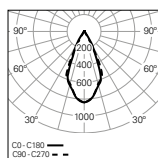


01. Select version

6th ELEMENT FIX

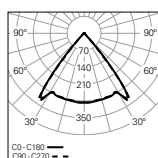


50° lens



UGR	W	lm output	lm/W	mA	Ø	CODE*
≤13	9	1128	125	250	Ø125	90303L0090▲0◆50
≤13	12	1512	126	350	Ø125	90303L0160▲0◆50

80° lens



UGR	W	lm output	lm/W	mA	Ø	CODE*
≤25	9	1091	121	250	Ø125	90303L0090▲0◆80
≤25	12	1428	119	350	Ø125	90303L0160▲0◆80



*Replace the symbols to complete the code

Colour	Symbol
White	W
Black	B
Rusty chain	R

Colour temp.	Symbol
3000K	B
4000K	A

6th ELEMENT FIX

• To complete the product add control gear. Please order separately.

02. Select options



Select options

OPTIONS Code

Control gear HF


Driver 10,5W 10-42V 250mA HF	900002E
Driver 14,7W 10-42V 350mA HF	900004E

Control gear dimmable DALI

Driver 13W 09-52V 250mA DALI+ PUSH	900102H
Driver 18,2W 09-52V 350mA DALI+ PUSH	900104H

Steel safety cable

L1500 mm	955000
----------	--------



Light effect with
50° lens



Light effect with
80° lens

Ceiling mounted adjustable





1. 90° tilt + 355° rotation

The product is 90° tiltable and 355° rotatable, which provides versatility to illuminate specific objects or areas.



6th ELEMENT /C



Product characteristics

Body

Die-cast aluminium

**Finish**

Powder coated

**Optical system**

Lens

**Light source**

LED, RG1, CRI>90, MacAdam Step ≤ 3

LED lifetime

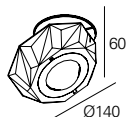
50.000h @ L80, B10, Ta 25°C

**Control gear**

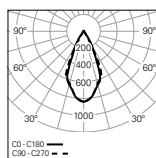
Not included

01. Select version

6th ELEMENT /C

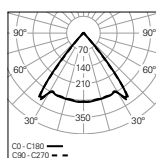


50° lens



UGR	W	lm output	lm/W	mA	CODE*
≤13	9	1128	125	250	90278L0090▲0◆50
≤13	12	1512	126	350	90278L0160▲0◆50

80° lens



UGR	W	lm output	lm/W	mA	CODE*
≤25	9	1091	121	250	90278L0090▲0◆80
≤25	12	1428	119	350	90278L0160▲0◆80



*Replace the symbols to complete the code

Colour	◆
□ White	W
■ Black	B
■ Rusty chain	R

Colour temp.	◆
3000K	B
4000K	A

6th ELEMENT /C

- To complete the product add ceiling rose. Please order separately.

02. Select ceiling rose

Recessed - T52 Q200



135x135

HF

	CODE*
10,5W 10-42V 250mA HF	972010♣
14,7W 10-42V 350mA HF	972011♣

DALI

	CODE*
13W 09-52V 250mA DALI	972020♣
18,2W 09-52V 350mA DALI	972021♣

Surface mounted - T51 D120



HF

	CODE*
10W 30-42V 250mA HF	972030♣
15W 26-43V 350mA HF	972031♣

DALI

	CODE*
12W 03-45V 250mA DALI	972040♣
16W 03-45V 350mA DALI	972041♣

CEILING ROSE

- The recessed ceiling rose T52 Q200 is class II.
- The surface ceiling rose T51 D120 is class I.
- Control gear included in the ceiling rose.



*Replace the symbols to complete the code

Colour	♣
□ White	W
■ Black	B
■ Rusty chain	R



Select options



Light effect with
50° lens






Light effect with
80° lens




Ceiling roses



Wall mounted adjustable



6th ELEMENT /W



-
- 1. Rotation 355°**
The product allows a 355° rotation that provides versatility to illuminate specific objects or areas.
-



6th ELEMENT /W



Product characteristics

Body

Die-cast aluminium

**Finish**

Powder coated

**Optical system**

Lens

**Light source**

LED, RG1, CRI>90, MacAdam Step ≤3

LED lifetime

50.000h @ L80, B10, Ta 25°C

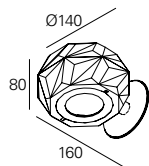
Control gear

Not included

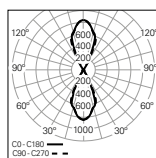
01. Select version



6th ELEMENT /W

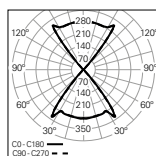


50° lens | Direct / Indirect (50%/50%)



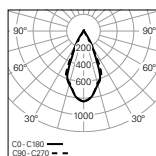
UGR	W	lm output	lm/W	mA	CODE*
≤10	17	2232	131	500	90279L0160▲0◆50

80° lens | Direct / Indirect (50%/50%)



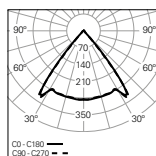
UGR	W	lm output	lm/W	mA	CODE*
≤19	17	2158	127	500	90279L0160▲0◆80

50° lens | Direct



UGR	W	lm output	lm/W	mA	CODE*
≤13	9	1128	125	250	90330L0090▲0◆50
≤13	12	1512	126	350	90330L0160▲0◆50

80° lens | Direct



UGR	W	lm output	lm/W	mA	CODE*
≤25	9	1091	121	250	90330L0090▲0◆80
≤25	12	1428	119	350	90330L0160▲0◆80

*Replace the symbols to complete the code

Colour	Symbol
White	W
Black	B
Rusty chain	R

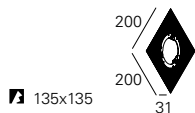
Colour temp.	Symbol
3000K	B
4000K	A

6th ELEMENT /W

• To complete the product add ceiling rose. Please order separately.

02. Select ceiling rose

Recessed - T52 Q200



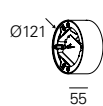
HF

	CODE*
10,5W 10-42V 250mA HF	972010♣
14,7W 10-42V 350mA HF	972011♣
21W 10-42V 500mA HF	972012♣

DALI

	CODE*
13W 09-52V 250mA DALI	972020♣
18,2W 09-52V 350mA DALI	972021♣
26W 09-52V 500mA DALI	972022♣

Surface mounted - T51 D120



HF

	CODE*
10W 30-42V 250mA HF	972030♣
15W 26-43V 350mA HF	972031♣
21W 30-42V 500mA HF	972032♣

DALI

	CODE*
12W 03-45V 250mA DALI	972040♣
16W 03-45V 350mA DALI	972041♣
20W 03-40V 500mA DALI	972042♣



*Replace the symbols to complete the code

Colour	♣
□ White	W
■ Black	B
■ Rusty chain	R

CEILING ROSE

- The recessed ceiling rose T52 Q200 is class II.
- The surface ceiling rose T51 D120 is class I.
- Control gear included in the ceiling rose.



Select options



Light effect with
50° lens



Light effect with
80° lens



Surface mounted
ceiling rose





Architectural
lighting

NOAH




NOAH
62



NOAH /D
68





Optical system

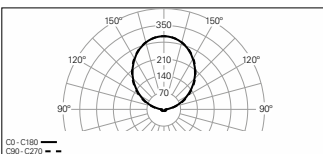
ARCHITECTURAL
LIGHTING

20 mm



Scale 1:1

DAZ - Opal diffuser



NOAH



Product characteristics

Body

Wood



Finish

Shiny rosewood

230V/50Hz

Optical system

DAZ - Opal diffuser

Wiring

Transparent current supply cable with
1500 mm included



IP 40

Light source

LED, RG1, CRI>80, MacAdam Step ≤ 3

650°C

LED lifetime

65.000h @ L90, B10, Ta 25°C

Control gear

Not included

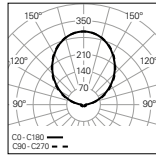
01. Select version



NOAH



DAZ - Opal diffuser



W
35

lm output
5273

lm/W
135

CODE*
90061L0360J0♦00

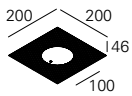
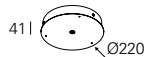
***Replace the symbols to complete the code**

Colour temp. ♦
3000K 3
4000K 0

NOAH

• To complete the product add suspension and ceiling rose. Please order separately.

02. Select ceiling rose

Trimless		Surface mounted	
			
HF 130x135		HF	
Ø650	CODE* 974810♣	Ø650	CODE* 974910♣
DALI		DALI	
Ø650	CODE* 973010♣	Ø650	CODE* 973210♣
BLUETOOTH		BLUETOOTH	
Ø650	CODE* 972910♣	Ø650	CODE* 973110♣
CEILING ROSE • Control gear included in the ceiling rose.			



*Replace the symbols to complete the code

Colour	
<input type="checkbox"/> White	W
<input checked="" type="checkbox"/> Black	B

03. Select options

OPTIONS	Code
Suspension S10 L1500 mm (x3)	9111001



Select options



Shiny rosewood finishing



Suspended application



Diffuser DAZ



Finishing detail



Trimless recessed ceiling rose



Surface mounted ceiling rose



Adjustable table lamp





1. 20° tiltable

The product allows tilting up to 20° in all directions, which provides versatility to direct the light as you desire.

2. TouchDIM button

The TouchDIM button allows you to turn-on or turn-off the product and adjust the light intensity easily and intuitively.



NOAH /D



Product characteristics

Body

Steel sheet base
Upper part in wood

Finish

Black powder coated
Upper part in shiny rosewood

Optical system

DAZ - Opal diffuser

Wiring

Black current supply cable with 1500 mm and electrical plug type F included

Light source

LED, RG1, CRI>90, MacAdam Step ≤ 3

LED lifetime

60.000h @ L80, B10, Ta 25°C

Control gear

24V transformer included

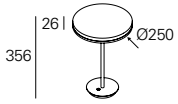


01. Select version

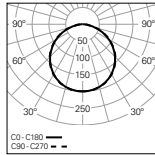


NOAH / D

*Replace the symbols to complete the code



DAZ - Opal diffuser



W
5

lm
output
307

lm/W
61

CODE*
90306L009HJ0♦00

Colour temp. ♦
2700K 2
4000K 0

NOAH / D

• The standard product is supplied with TouchDIM button.



Select options



Shiny rosewood finishing



TouchDIM button




Adjustable



Finishing detail



Electrical plug type F



CONCEPT 35



CONCEPT S 35 / E
90



CONCEPT S 35
94



CONCEPT S 35 D/I
98



CONCEPT O 35 / E
104



CONCEPT O 35
106



CONCEPT O 35 D/I
110



CONCEPT Sq 35
114



CONCEPT Sq 35 D/I
118



CONCEPT D 35
122

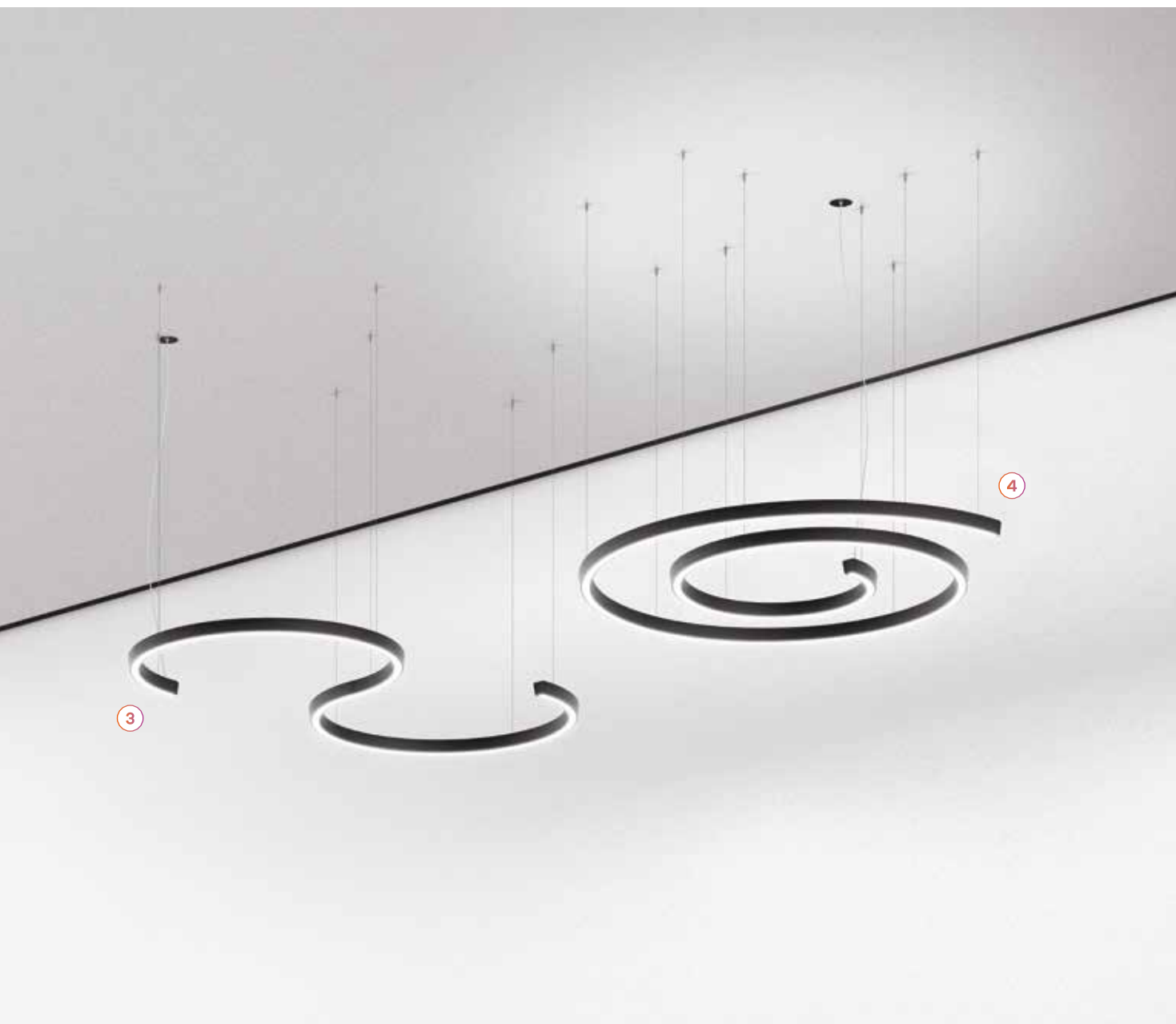


CONCEPT D 35 D/I
126



Application types





-
- 1. Recessed
-
- 2. Surface
-

-
- 3. Suspended Direct
-
- 4. Suspended Direct / Indirect
-

-
- 5. Wall mounted
-

A modern look for your space

1/16 (22,5°)



1/8 (45°)



1/4 (90°)

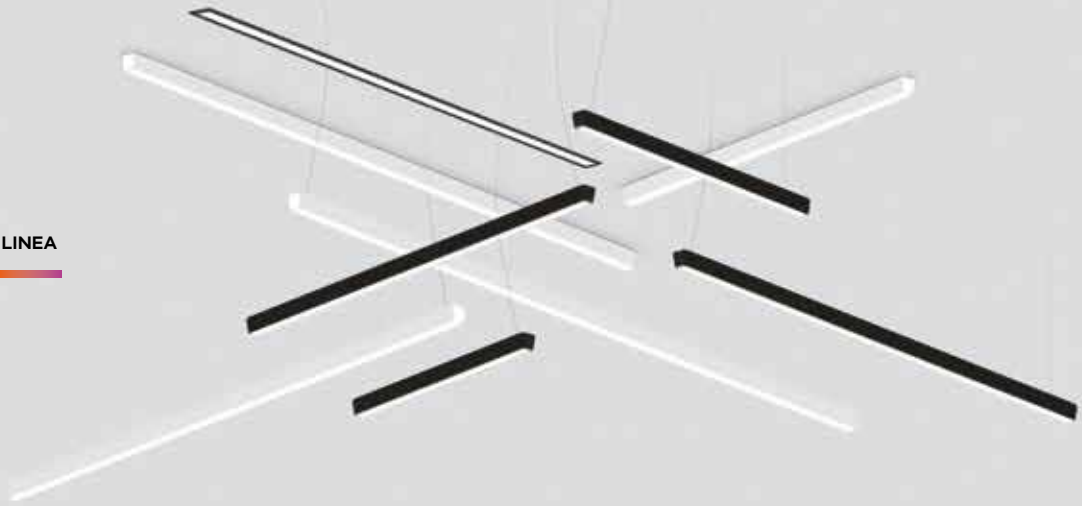


1/2 (180°)





LINEA



How to create spaces through light

Example 1



Example 2



Example 3

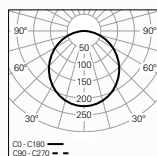


Example 4





1. bFLEX



Minimalism and technology

1. Body

Seamlessly welded aluminium profile, available in 12 colours.

2. LED

SDCM MacAdam ≤ 3 , 3000K / 4000K colour temperature, CRI > 80 and 50.000h lifetime L90 B10.

3. bFLEX

High-tech diffuser with opal version (bFLEX) that guarantees a soft and uniform light without visible spots. Special diffuser available in single roll of 5000, 15000 or 30000 mm.



4. End caps

Die cast aluminium end caps, without light leakage and with no visible screws. Available in the same colour as the product.

5. HPR

Inner high performance reflector in order to ensure high efficiency and uniform light.

6. Indirect light

Direct / indirect version with 80% / 20% light ratio and opal diffuser on the indirect part for light uniformity.

7. Dimmable DALI driver ou HF

SwitchDIM under request.

8. Suspension and current supply cable

Suspensions and current supply cables available in 1500, 3000 or 6000 mm.


9. Ceiling rose

Recessed or surface mounted ceiling roses. Available in white or black colour.



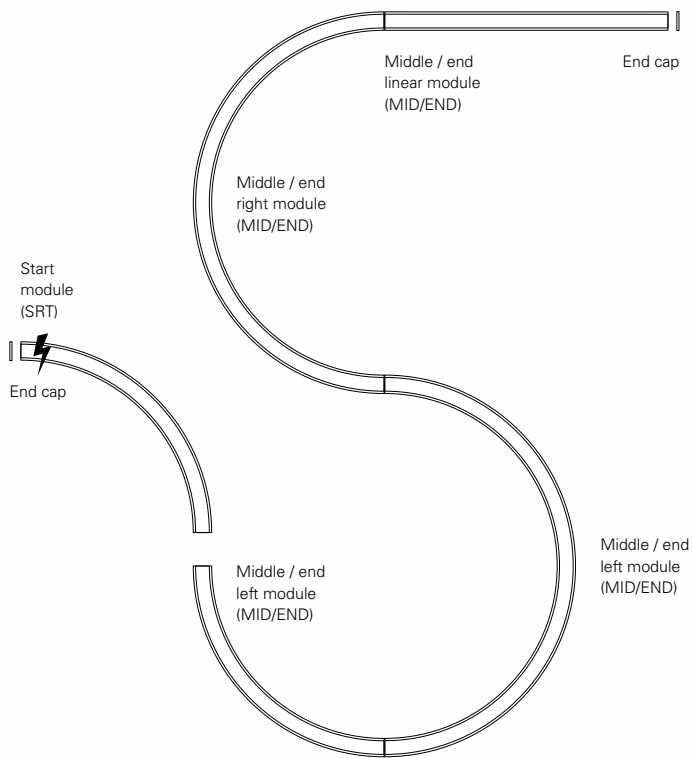
10. Body connector

The end parts of the modules are manufactured in a way that there are no light leaks, whether it is a curved or linear version. The body connector kit includes a fast connector for the electrical part that guarantees a quick and easy installation.

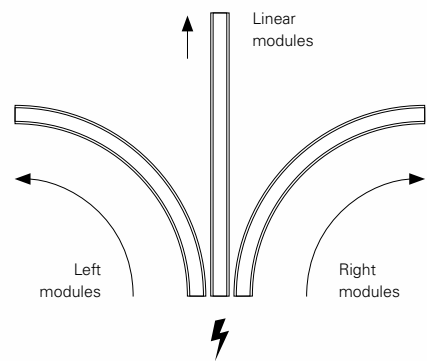


Modules composition

How to assemble a line (Upper view)



Available modules (Upper view)



1. End caps

2. LED modules

- 2.1 Start module (SRT).
 - 2.2 Middle / end module (MID/END).
-

3. Body connector

4. Ceiling roses

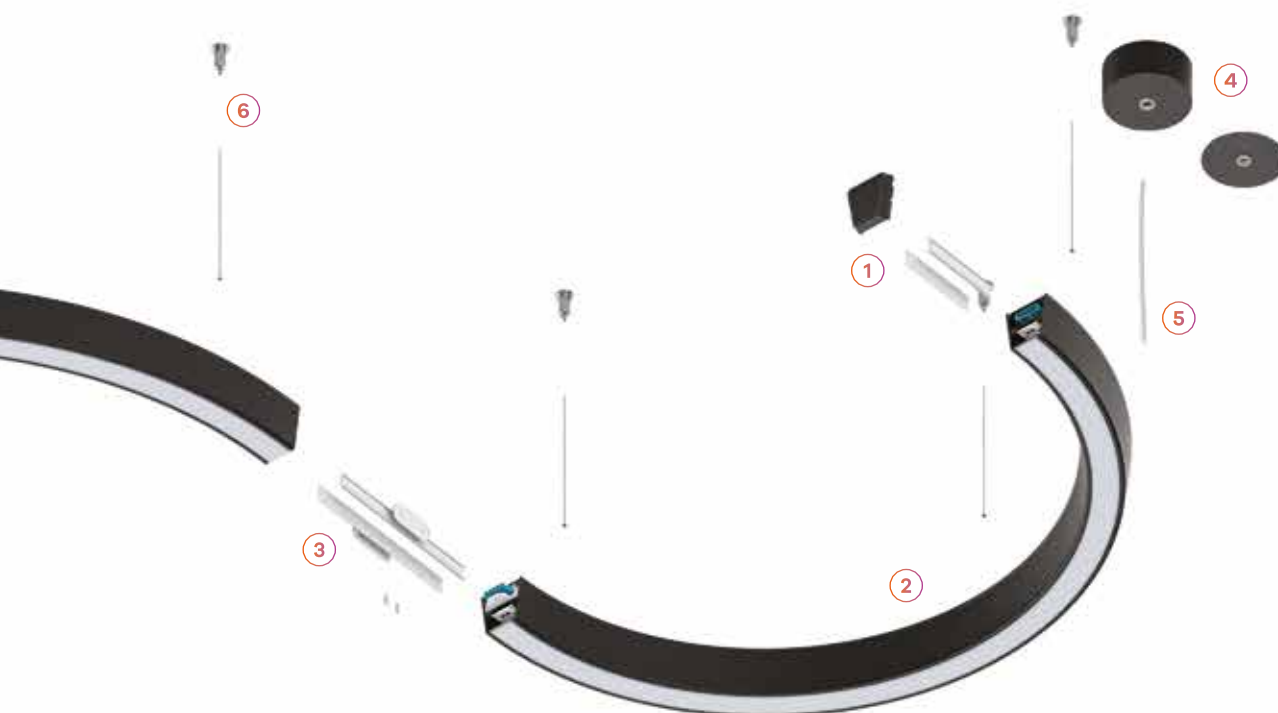
5. Current supply cable

6. Suspension

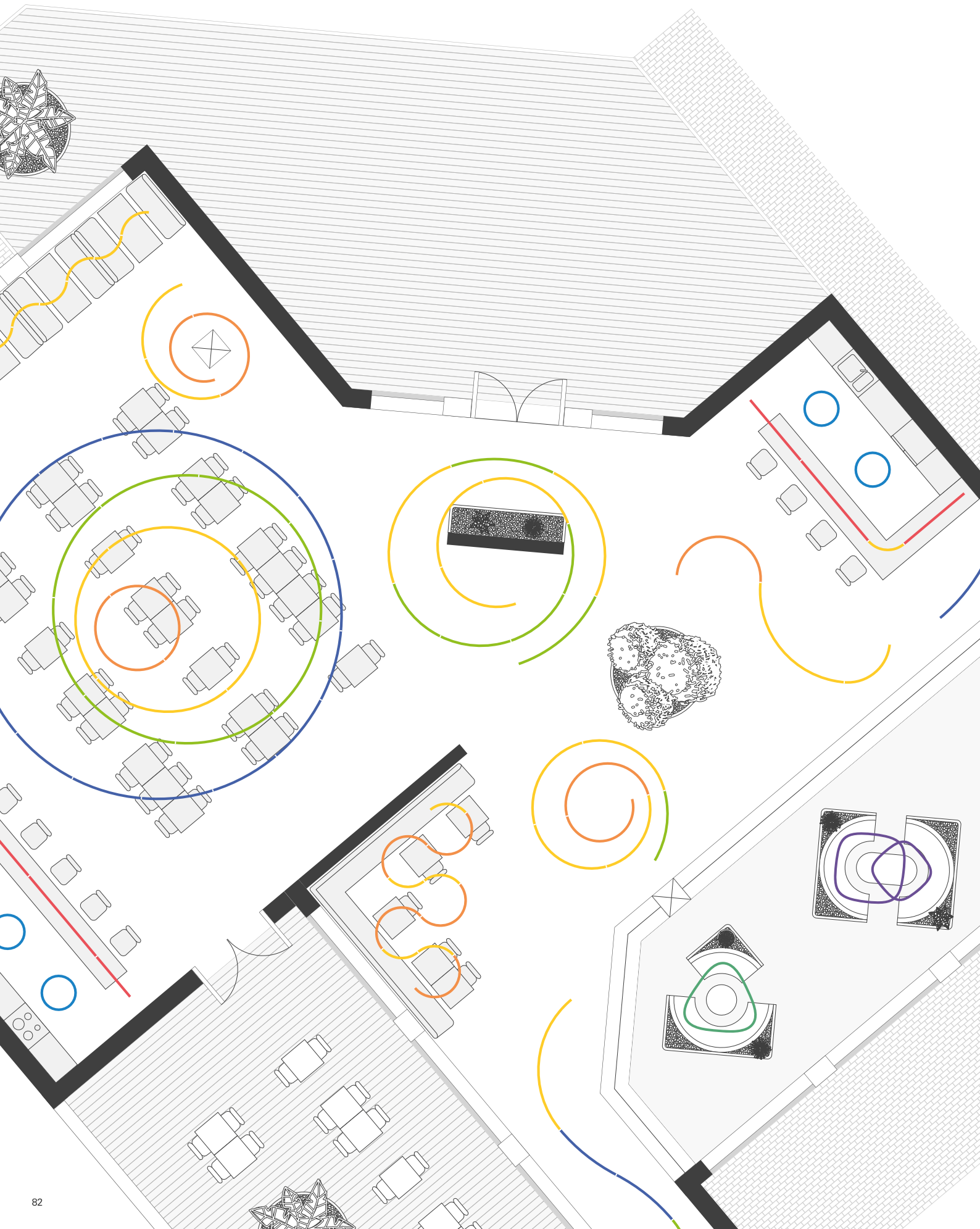
Recessed



Suspended, surface or wall mounted



An endless range of possibilities



LINEA 1/16 (22,5°) 1/8 (45°) 1/4 (90°) 1/2 (180°) 1/1 (360°)



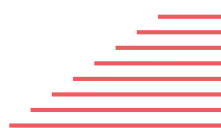
≈843 mm	•				
≈1124 mm	•				
≈1405 mm	•				
≈1686 mm	•				
≈1967 mm	•				
≈2248 mm	•				
≈2529 mm	•				
≈2810 mm	•				
≈Ø455 mm					•
≈Ø777 mm				•	•
≈Ø1136 mm			•	•	•
≈Ø1494 mm			•	•	•
≈Ø1853 mm		•	•	•	
≈Ø2569 mm		•	•		
≈Ø2926 mm		•	•		
≈Ø4000 mm		•	•		
≈Ø5789 mm		•			
≈Ø7936 mm		•			

D Sq












≈1126 mm		•
≈1187 mm	•	
≈1441 mm		•
≈1465 mm	•	


Available
modules



Scale 1:100 1000 mm

Define your colour





Design and elegance




42 mm



63 mm



58 mm



Create yourself!





Configurator

Discover our configurator for the CONCEPT 35 range and create your own lighting design in a faster and smarter way!

configurator.indelaguegroup.com

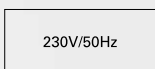


CONCEPT S 35 / E



Product characteristics

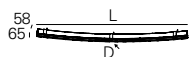
Body Aluminium
Finish Powder coated
Optical system bFLEX - Opal diffuser not included
Wiring Through-wiring included
Light source LED, RG1, CRI>80, MacAdam Step ≤3
LED lifetime 70.000h @ L90, B10, Ta 25°C
Control gear LED driver 220-240V-50/60Hz included
Ceiling thickness For ceilings between 1-25mm



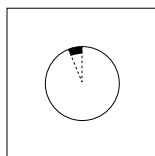
01. Select module



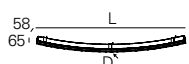
CURVED MODULE



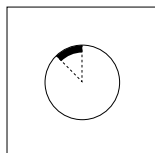
1/16 (22,5°) | bFLEX - Opal diffuser (Not included)



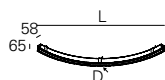
W	lm output	lm/W	Lmm	Dmm	CODE*
49	4539	93	1549	Ø7939	90710▲011▼▲0♣♣



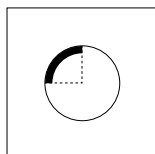
1/8 (45°) | bFLEX - Opal diffuser (Not included)



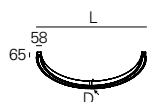
W	lm output	lm/W	Lmm	Dmm	CODE*
24	2063	86	710	Ø1856	90711▲005▼▲0♣♣
32	2889	90	984	Ø2572	90711▲007▼▲0♣♣
36	3301	92	1121	Ø2929	90711▲008▼▲0♣♣
49	4539	93	1532	Ø4003	90711▲011▼▲0♣♣
68	6602	97	2217	Ø5792	90711▲016▼▲0♣♣



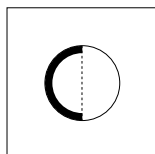
1/4 (90°) | bFLEX - Opal diffuser (Not included)



W	lm output	lm/W	Lmm	Dmm	CODE*
28	2476	88	805	Ø1139	90712▲006▼▲0♣♣
36	3301	92	1059	Ø1497	90712▲008▼▲0♣♣
44	4127	94	1312	Ø1856	90712▲010▼▲0♣♣
61	5777	95	1818	Ø2572	90712▲014▼▲0♣♣
68	6602	97	2071	Ø2929	90712▲016▼▲0♣♣
90	9078	101	2831	Ø4003	90712▲022▼▲0♣♣



1/2 (180°) | bFLEX - Opal diffuser (Not included)



W	lm output	lm/W	Lmm	Dmm	CODE*
36	3301	92	780	Ø780	90713▲008▼▲0♣♣
53	4952	93	1139	Ø1139	90713▲012▼▲0♣♣
68	6602	97	1497	Ø1497	90713▲016▼▲0♣♣
83	8253	99	1856	Ø1856	90713▲020▼▲0♣♣

*Replace the symbols to complete the code

Module direction ▲
LEFT L
RIGHT R

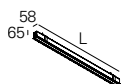
Control gear ▼
HF E
DALI H

Colour 1 ♣
□ White W
■ Gray G
■ Black B
■ Sahara 0
■ Mist 1
■ Carbon I
■ Autumn L
■ Rusty chain R
■ Jungle N
■ Golden eye D
■ Old rose 5
■ Copper 7

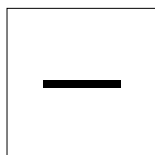
Colour temp. ♦
3000K 3
4000K 0

Module ♣
SRT 49
MID/END 98

LINEAR MODULE



LINEA | bFLEX - Opal diffuser (Not included)



W	lm output	lm/W	Lmm	CODE*
28	2476	88	843	90709L006▼▲0♣♣
36	3301	92	1124	90709L008▼▲0♣♣
44	4127	94	1405	90709L010▼▲0♣♣
53	4952	93	1686	90709L012▼▲0♣♣
61	5777	95	1967	90709L014▼▲0♣♣
68	6602	97	2248	90709L016▼▲0♣♣
76	7428	98	2529	90709L018▼▲0♣♣
83	8253	99	2810	90709L020▼▲0♣♣

CURVED MODULE | LINEAR MODULE

- To complete the individual product add bFLEX diffuser and start kit. Please order separately.
- To complete the line add bFLEX diffuser, start kit and body connector. Please order separately.
- Dimensions do not include the start kit. Add 6 mm to the recessing length to complete the line.
- To obtain the cutting dimensions, see the instruction manual attached to the product or on our website.

02. Select options

OPTIONS	Code*
BFLEX diffuser	
L5000 mm	985705
L15000 mm	985715
L30000 mm	985730
SwitchDIM	
• Under request.	
Start kit - end cap start/end	923010♣
• Two end caps and screws included.	
Body connector (x1)	932010
• Screws included.	
Body connector VRT 90° (x1)	932020
• Screws included.	
Steel safety cable	
L1500 mm	955000
Ceiling marking kit	
• Under request.	



*Replace the symbols to complete the code

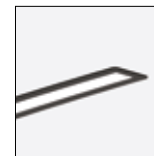
Colour ¹	♣
□ White	W
■ Gray	G
■ Black	B
■ Sahara	0
■ Mist	1
■ Carbon	I
■ Autumn	L
■ Rusty chain	R
■ Jungle	N
■ Golden eye	D
■ Old rose	5
■ Copper	7



Select options



End cap



Ceiling recessed application



Continuous diffuser



bFLEX diffuser



Diffuser detail



CONCEPT S 35



Product characteristics

Body

Aluminium

Finish

Powder coated

Optical system

bFLEX - Opal diffuser not included

Wiring

Through-wiring included

Light source

LED, RG1, CRI>80, MacAdam Step ≤ 3

LED lifetime

70.000h @ L90, B10, Ta 25°C

Control gear

LED driver 220-240V-50/60Hz included



230V/50Hz



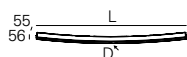
IP 40



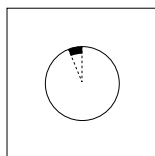
01. Select module



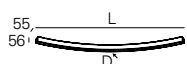
CURVED MODULE



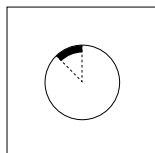
1/16 (22,5°) | bFLEX - Opal diffuser (Not included)



W	Im output	Im/W	Lmm	Dmm	CODE*
49	4539	93	1548	Ø7936	90543▲011▼▲0♣♣



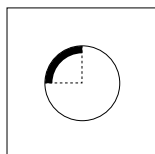
1/8 (45°) | bFLEX - Opal diffuser (Not included)



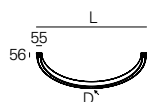
W	Im output	Im/W	Lmm	Dmm	CODE*
24	2063	86	709	Ø1853	90544▲005▼▲0♣♣
32	2889	90	983	Ø2569	90544▲007▼▲0♣♣
36	3301	92	1120	Ø2926	90544▲008▼▲0♣♣
49	4539	93	1531	Ø4000	90544▲011▼▲0♣♣
68	6602	97	2215	Ø5789	90544▲016▼▲0♣♣



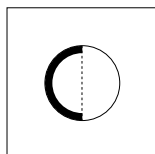
1/4 (90°) | bFLEX - Opal diffuser (Not included)



W	Im output	Im/W	Lmm	Dmm	CODE*
28	2476	88	803	Ø1136	90545▲006▼▲0♣♣
36	3301	92	1057	Ø1494	90545▲008▼▲0♣♣
44	4127	94	1310	Ø1853	90545▲010▼▲0♣♣
61	5777	95	1816	Ø2569	90545▲014▼▲0♣♣
68	6602	97	2069	Ø2926	90545▲016▼▲0♣♣
90	9078	101	2828	Ø4000	90545▲022▼▲0♣♣



1/2 (180°) | bFLEX - Opal diffuser (Not included)



W	Im output	Im/W	Lmm	Dmm	CODE*
36	3301	92	777	Ø777	90546▲008▼▲0♣♣
53	4952	93	1136	Ø1136	90546▲012▼▲0♣♣
68	6602	97	1494	Ø1494	90546▲016▼▲0♣♣
83	8253	99	1853	Ø1853	90546▲020▼▲0♣♣

*Replace the symbols to complete the code

Module direction ▲
LEFT L
RIGHT R

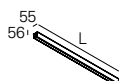
Control gear ▼
HF E
DALI H

Colour ¹ ♣
□ White W
■ Gray G
■ Black B
■ Sahara 0
■ Mist 1
■ Carbon I
■ Autumn L
■ Rusty chain R
■ Jungle N
■ Golden eye D
■ Old rose 5
■ Copper 7

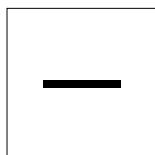
Colour temp. ♦
3000K 3
4000K 0

Module ♣
SRT 49
MID/END 98

LINEAR MODULE



LINEA | bFLEX - Opal diffuser (Not included)



W	Im output	Im/W	Lmm	CODE*
28	2476	88	843	90541L006▼▲0♣♣
36	3301	92	1124	90541L008▼▲0♣♣
44	4127	94	1405	90541L010▼▲0♣♣
53	4952	93	1686	90541L012▼▲0♣♣
61	5777	95	1967	90541L014▼▲0♣♣
68	6602	97	2248	90541L016▼▲0♣♣
76	7428	98	2529	90541L018▼▲0♣♣
83	8253	99	2810	90541L020▼▲0♣♣

CURVED MODULE | LINEAR MODULE

- To complete the individual product add bFLEX diffuser and start kit. Please order separately.
- To complete the line add bFLEX diffuser, start kit and body connector kit. Please order separately.
- For suspended version add current supply cable, suspension and ceiling rose. Please order separately.
- Dimensions do not include the start kit. Add 26 mm to the recessing length to complete the line.
- Create your own configurations on CONFIGURATOR.INDELAGUEGROUP.COM.

02. Select options

OPTIONS	Code*
BFLEX diffuser	
L5000 mm	985705
L15000 mm	985715
L30000 mm	985730
SwitchDIM	
• Under request.	
Start kit - end cap start/end	923000♣
• 2 end caps included.	
Body connector (x1)	932000
• Screws included.	
Suspension	
• For all curved versions and linea versions of L1967, L2248, L2529, L2810 mm:	
S11 L1500 mm (x3)	9129031
S11 L3000 mm (x3)	9129032
S11 L6000 mm (x3)	9129033
• For Linea versions of L843, L1124, L1405, L1686 mm:	
S11 L1500 mm (x2)	9129021
S11 L3000 mm (x2)	9129022
S11 L6000 mm (x2)	9129023
Transparent current supply cable	
L1500 mm - 3 x 1,5 mm ²	940300
L1500 mm - 5 x 1,5 mm ²	940000
L3000 mm - 3 x 1,5 mm ²	940301
L3000 mm - 5 x 1,5 mm ²	940001
L6000 mm - 3 x 1,5 mm ²	940302
L6000 mm - 5 x 1,5 mm ²	940002
Round ceiling rose ¹	
Surface mounted T24 D95 45 Ø95	978600♣
Recessed T5 D90 Ø70 33 Ø90	971300♣
Ceiling marking kit	
• Under request.	



*Replace the symbols to complete the code

Colour ¹²	♣
<input type="checkbox"/> White	W
<input type="checkbox"/> Gray	G
<input type="checkbox"/> Black	B
<input type="checkbox"/> Sahara	0
<input type="checkbox"/> Mist	1
<input type="checkbox"/> Carbon	I
<input type="checkbox"/> Autumn	L
<input type="checkbox"/> Rusty chain	R
<input type="checkbox"/> Jungle	N
<input type="checkbox"/> Golden eye	D
<input type="checkbox"/> Old rose	5
<input type="checkbox"/> Copper	7



Select options



End caps without visible screws



Ceiling surface application



Suspended application



Fast connection



Continuous diffuser



bFLEX diffuser



Diffuser detail



Start kit



Body connector



Ceiling roses



CONCEPT S 35 D/I



Product characteristics

Body

Aluminium



Finish

Powder coated

230V/50Hz

Optical system

bFLEX - Opal diffuser not included

Wiring

Through-wiring included



IP 40

Light source

LED, RG1, CRI>80, MacAdam Step ≤ 3



LED lifetime

70.000h @ L90, B10, Ta 25°C

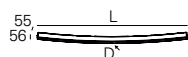
Control gear

LED driver 220-240V-50/60Hz included

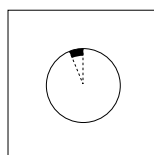
01. Select module



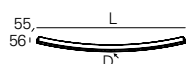
CURVED MODULE



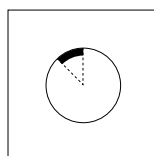
1/16 (22,5°) | bFLEX - Opal diffuser (Not included) (80%/20%)



W	lm output	lm/W	Lmm	Dmm	CODE*
61	5777	95	1548	Ø7936	90547▲011▼▲0♣♣



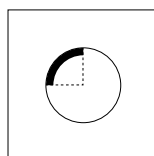
1/8 (45°) | bFLEX - Opal diffuser (Not included) (80%/20%)



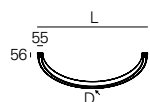
W	lm output	lm/W	Lmm	Dmm	CODE*
44	4127	94	1120	Ø2926	90548▲008▼▲0♣♣
61	5777	95	1531	Ø4000	90548▲011▼▲0♣♣
83	8253	99	2215	Ø5789	90548▲016▼▲0♣♣



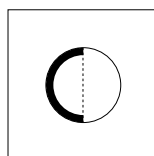
1/4 (90°) | bFLEX - Opal diffuser (Not included) (80%/20%)



W	lm output	lm/W	Lmm	Dmm	CODE*
44	4127	94	1057	Ø1494	90549▲008▼▲0♣♣
57	5364	94	1310	Ø1853	90549▲010▼▲0♣♣
76	7428	98	1816	Ø2568	90549▲014▼▲0♣♣
83	8253	99	2069	Ø2926	90549▲016▼▲0♣♣
122	11554	95	2828	Ø4000	90549▲022▼▲0♣♣

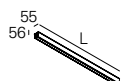


1/2 (180°) | bFLEX - Opal diffuser (Not included) (80%/20%)

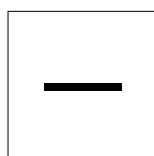


W	lm output	lm/W	Lmm	Dmm	CODE*
44	4127	94	777	Ø777	90550▲008▼▲0♣♣
64	6190	97	1136	Ø1136	90550▲012▼▲0♣♣
83	8253	99	1494	Ø1494	90550▲016▼▲0♣♣
110	10316	94	1853	Ø1853	90550▲020▼▲0♣♣

LINEAR MODULE



LINEA | bFLEX - Opal diffuser (Not included) (80%/20%)



W	lm output	lm/W	Lmm	CODE*
44	4127	94	1124	90542L008▼▲0♣♣
57	5364	94	1405	90542L010▼▲0♣♣
64	6190	97	1686	90542L012▼▲0♣♣
76	7428	98	1967	90542L014▼▲0♣♣
83	8253	99	2248	90542L016▼▲0♣♣
94	9491	101	2529	90542L018▼▲0♣♣
110	10316	94	2810	90542L020▼▲0♣♣

*Replace the symbols to complete the code

Module direction ▲
LEFT L
RIGHT R

Control gear ▼
HF E
DALI H

Colour 1 ♣
□ White W
■ Gray G
■ Black B
■ Sahara 0
■ Mist 1
■ Carbon I
■ Autumn L
■ Rusty chain R
■ Jungle N
■ Golden eye D
■ Old rose 5
■ Copper 7




Colour temp. ♦
3000K 3
4000K 0

Module ♣
SRT 49
MID/END 98

CURVED MODULE | LINEAR MODULE

- To complete the individual product add bFLEX diffuser, start kit, current supply cable, suspension and ceiling rose. Please order separately.
- To complete the line add bFLEX diffuser, current supply cable, suspensions, start kit and body connector kit. Please order separately.
- Dimensions do not include the start kit. Add 26 mm to the recessing length to complete the line.
- In order to guarantee a total uniformity of light on the ceiling, the installation must be done at a minimum distance of 500 mm.
- Create your own configurations on CONFIGURATOR.INDELAGUEGROUP.COM.

02. Select options

OPTIONS	Code*
BFLEX diffuser	
L5000 mm	985705
L15000 mm	985715
L30000 mm	985730
SwitchDIM	
• Under request.	
Start kit - end cap start/end	
• 2 end caps included.	55 923000♣ 56 13 35
Body connector (x1)	
• Screws included.	932000
Suspension	
• For all curved versions and linea versions of L1967, L2248, L2529, L2810 mm:	
S11 L1500 mm (x3)	9129031
S11 L3000 mm (x3)	9129032
S11 L6000 mm (x3)	9129033
• For Linea versions of L843, L1124, L1405, L1686 mm:	
S11 L1500 mm (x2)	9129021
S11 L3000 mm (x2)	9129022
S11 L6000 mm (x2)	9129023
Transparent current supply cable	
L1500 mm - 3 x 1,5 mm ²	940300
L1500 mm - 5 x 1,5 mm ²	940000
L3000 mm - 3 x 1,5 mm ²	940301
L3000 mm - 5 x 1,5 mm ²	940001
L6000 mm - 3 x 1,5 mm ²	940302
L6000 mm - 5 x 1,5 mm ²	940002
Round ceiling rose¹	
Surface mounted T24 D95 45  Ø95	978600♣
Recessed T5 D90  Ø70 33  Ø90	971300♣
Ceiling marking kit	
• Under request.	



*Replace the symbols to complete the code

Colour ^{1 2}	♣
□ White	W
■ Gray	G
■ Black	B
■ Sahara	0
■ Mist	1
■ Carbon	I
■ Autumn	L
■ Rusty chain	R
■ Jungle	N
■ Golden eye	D
■ Old rose	5
■ Copper	7



Select options



End caps without visible screws



Suspended application



Fast connection



Continuous diffuser



Indirect light



bFLEX diffuser



Diffuser detail



Start kit



Body connector



Ceiling roses

¹The ceiling roses are only available in White or Black colour.

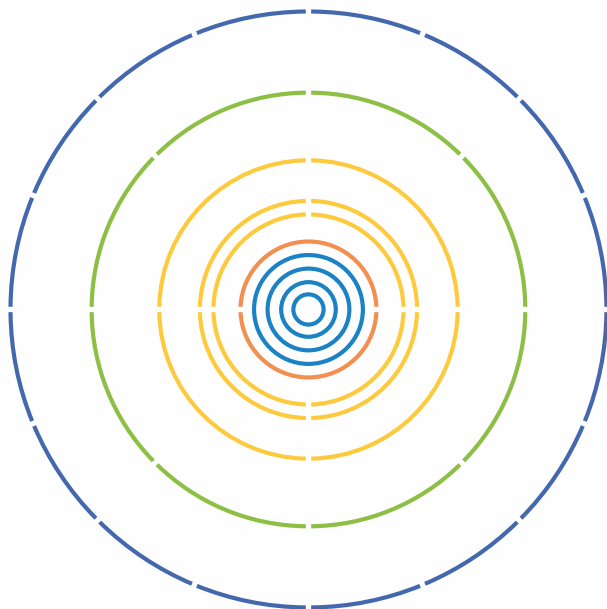
² See page 84.



Structural elements composition

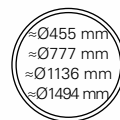


Available modules

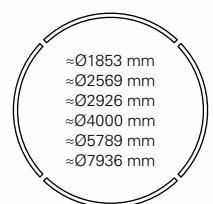


Scale 1:100
1000 mm

SINGULAR (single module)



COMPOSED (multiple modules)



NUMBER OF
MODULES

MODULAR
VERSION

NUMBER OF
SUSPENSIONS

Diameter

≈Ø455 mm	1	1/1 (360°)	3
≈Ø777 mm	1	1/1 (360°)	3
≈Ø1136 mm	1	1/1 (360°)	4
≈Ø1494 mm	1	1/1 (360°)	6
≈Ø1853 mm	2	1/2 (180°)	6
≈Ø2569 mm	4	1/4 (90°)	8
≈Ø2926 mm	4	1/4 (90°)	12
≈Ø4000 mm	4	1/4 (90°)	12
≈Ø5789 mm	8	1/8 (45°)	24
≈Ø7936 mm	16	1/16 (22,5°)	32

Acoustic version

ARCHITECTURAL
LIGHTING



1. Acoustic moss

The acoustic moss can transform the ambience of your space.

It has excellent acoustic and humidity control properties, helping to reduce noise and improve the working environment.



2. Acoustic panel

The acoustic panel has excellent sound absorption, increasing the comfort and well-being of those who work or live in the spaces. Available in a variety of colours, perfect to match any environment.



CONCEPT O 35 /E



Product characteristics

Body

Aluminium

**Finish**

Powder coated

230V/50Hz

Optical system

bFLEX - Opal diffuser

**Light source**

LED, RG1, CRI>80, MacAdam Step ≤ 3

LED lifetime

70.000h @ L90, B10, Ta 25°C

**Control gear**

LED driver 220-240V-50/60Hz included

Ceiling thickness

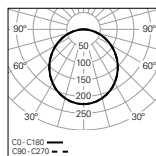
For ceilings between 1-25mm

01. Select version

CONCEPT O 35 / E



bFLEX - Opal diffuser



W	lm output	lm/W	Dmm	CODE*
36	3296	92	Ø458	90708L012▼▲◆◆00
68	6602	97	Ø780	90708L016▼▲◆◆00
97	9904	102	Ø1139	90708L024▼▲◆◆00
136	13205	97	Ø1497	90708L032▼▲◆◆00
166	16506	99	Ø1856	90708L040▼▲◆◆00
244	23108	95	Ø2572	90708L056▼▲◆◆00
272	26410	97	Ø2929	90708L064▼▲◆◆00
360	36313	101	Ø4003	90708L088▼▲◆◆00
544	52819	97	Ø5792	90708L128▼▲◆◆00
784	72626	93	Ø7939	90708L176▼▲◆◆00

CONCEPT O 35 / E

- For all diameters above Ø1497 mm the product is composed by multiple modules.
- To obtain the cutting dimensions, see the instruction manual attached to the product or on our website.



*Replace the symbols to complete the code

Control gear	
HF	E
DALI	H

Colour ¹	
White	W
Gray	G
Black	B
Sahara	0
Mist	1
Carbon	I
Autumn	L
Rusty chain	R
Jungle	N
Golden eye	D
Old rose	5
Copper	7

Colour temp.	
3000K	3
4000K	0

02. Select options



Select options


OPTIONS Code

SwitchDIM

- Under request.

Steel safety cable

L1500 mm 955000



bFLEX diffuser

¹ See page 84.

CONCEPT O 35



Product characteristics

Body

Aluminium



Finish

Powder coated

230V/50Hz

Optical system

bFLEX - Opal diffuser



IP 40

Light source

LED, RG1, CRI>80, MacAdam Step ≤ 3

LED lifetime

70.000h @ L90, B10, Ta 25°C

bFLEX
960°C

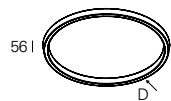
Control gear

LED driver 220-240V-50/60Hz included

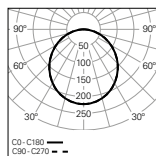
01. Select version



CONCEPT O 35



bFLEX - Opal diffuser



W	lm output	lm/W	Dmm	CODE*
36	3296	92	Ø455	90539L012▼▲◆◆
68	6602	97	Ø777	90539L016▼▲◆◆
97	9904	102	Ø1136	90539L024▼▲◆◆
136	13205	97	Ø1494	90539L032▼▲◆◆
166	16506	99	Ø1853	90539L040▼▲◆◆
244	23108	95	Ø2569	90539L056▼▲◆◆
272	26410	97	Ø2926	90539L064▼▲◆◆
360	36313	101	Ø4000	90539L088▼▲◆◆
544	52819	97	Ø5789	90539L128▼▲◆◆
784	72626	93	Ø7936	90539L176▼▲◆◆

*Replace the symbols to complete the code

Control gear	
HF	E
DALI	H

Colour ¹	
White	W
Gray	G
Black	B
Sahara	0
Mist	1
Carbon	I
Autumn	L
Rusty chain	R
Jungle	N
Golden eye	D
Old rose	5
Copper	7





CONCEPT O 35

- For suspended version add current supply cable, suspension and ceiling rose. Please order separately.
- For all diameters above Ø1494 mm the product is composed by multiple modules.
- Create your own configurations on CONFIGURATOR.INDELAGEGROUP.COM.

Colour temp.	
3000K	3
4000K	0

¹ See page 84.

02. Select options

OPTIONS	Code*
SwitchDIM	
• Under request.	
Suspension	
S11 (x3) - Ø455, Ø777 mm	912903▲
S11 (x4) - Ø1136 mm	912904▲
S11 (x6) - Ø1494, Ø1853 mm	912906▲
S11 (x8) - Ø2569 mm	912908▲
S11 (x12) - Ø2926, Ø4000 mm	912912▲
S11 (x24) - Ø5789 mm	912924▲
S11 (x32) - Ø7936 mm	912932▲
Transparent current supply cable	
L1500 mm - 3 x 0,75 mm ²	940400
L1500 mm - 5 x 0,75 mm ²	940500
L3000 mm - 3 x 0,75 mm ²	940401
L3000 mm - 5 x 0,75 mm ²	940501
L6000 mm - 3 x 0,75 mm ²	940402
L6000 mm - 5 x 0,75 mm ²	940507
Round ceiling rose	
Surface mounted T24 D95 45 l  Ø95	978600▲
Recessed T5 D90  Ø70 33 l  Ø90	971300▲
Central ceiling rose	
Surface mounted T20 3l - Ø455, Ø777 mm	977201▲
Surface mounted T20 4l - Ø1136 mm	977202▲
Surface mounted T20 6l - Ø1494 mm	977204▲
45 l  Ø95	
Acoustic moss	
Ø455 mm	926800
Ø777 mm	926801
Ø1136 mm	926802
• Sound absorption and humidity control.	
• Other diameters available under request.	
Acoustic panel	
Ø455 mm	926900
Ø777 mm	926901
Ø1136 mm	926902
• Sound absorption.	
• Other diameters available under request.	



*Replace the symbols to complete the code

Length	▲
L1500 mm	1
L3000 mm	2
L6000 mm	3

Colour	▲
<input type="checkbox"/> White	W
<input checked="" type="checkbox"/> Black	B




Select options



bFLEX diffuser



Ceiling roses




Acoustic panel



Acoustic panel (macro)



Acoustic panel



Acoustic panel (macro)



CONCEPT O 35 D/I



Product characteristics

Body

Aluminium



Finish

Powder coated

230V/50Hz

Optical system

bFLEX - Opal diffuser

Light source

LED, RG1, CRI>80, MacAdam Step ≤ 3



IP 40

LED lifetime

70.000h @ L90, B10, Ta 25°C



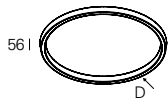
Control gear

LED driver 220-240V-50/60Hz included

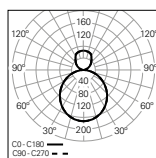
01. Select version



CONCEPT O 35 D/I



bFLEX - Opal diffuser (80%/20%)



W	lm output	lm/W	Dmm	CODE*
83	8253	99	Ø777	90540L016▼▲◆0◆00
128	12380	97	Ø1136	90540L024▼▲◆0◆00
166	16506	99	Ø1494	90540L032▼▲◆0◆00
220	20633	94	Ø1853	90540L040▼▲◆0◆00
304	29711	98	Ø2569	90540L056▼▲◆0◆00
332	33012	99	Ø2926	90540L064▼▲◆0◆00
488	46217	95	Ø4000	90540L088▼▲◆0◆00
664	66024	99	Ø5789	90540L128▼▲◆0◆00
976	92434	95	Ø7936	90540L176▼▲◆0◆00

*Replace the symbols to complete the code

Control gear	
HF	E
DALI	H

Colour ¹	
White	W
Gray	G
Black	B
Sahara	0
Mist	1
Carbon	I
Autumn	L
Rusty chain	R
Jungle	N
Golden eye	D
Old rose	5
Copper	7




CONCEPT O 35 D/I

- To complete the product add current supply cable, suspension and ceiling rose. Please order separately.
- For all diameters above Ø1494 mm the product is composed by multiple modules.
- In order to guarantee a total uniformity of light on the ceiling, the installation must be done at a minimum distance of 500 mm.
- Create your own configurations on CONFIGURATOR.INDELAGEGROUP.COM.

Colour temp.	
3000K	3
4000K	0

¹ See page 84.

02. Select options

OPTIONS	Code*
SwitchDIM	
• Under request.	
Suspension	
S11 (x3) - Ø777 mm	912903▲
S11 (x4) - Ø1136 mm	912904▲
S11 (x6) - Ø1494, Ø1853 mm	912906▲
S11 (x8) - Ø2569 mm	912908▲
S11 (x12) - Ø2926, Ø4000 mm	912912▲
S11 (x24) - Ø5789 mm	912924▲
S11 (x32) - Ø7936 mm	912932▲
Transparent current supply cable	
L1500 mm - 3 x 0,75 mm ²	940400
L1500 mm - 5 x 0,75 mm ²	940500
L3000 mm - 3 x 0,75 mm ²	940401
L3000 mm - 5 x 0,75 mm ²	940501
L6000 mm - 3 x 0,75 mm ²	940402
L6000 mm - 5 x 0,75 mm ²	940507
Round ceiling rose	
Surface mounted T24 D95  45 Ø95	978600▲
Recessed T5 D90  Ø70 33 Ø90	971300▲
Central ceiling rose	
Surface mounted T20 3I - Ø777 mm	977201▲
Surface mounted T20 4I - Ø1136 mm	977202▲
Surface mounted T20 6I - Ø1494 mm	977204▲
 45 Ø95	
Acoustic moss	
Ø777 mm	926801
Ø1136 mm	926802
• Sound absorption and humidity control.	
• Other diameters available under request.	
Acoustic panel	
Ø777 mm	926901
Ø1136 mm	926902
• Sound absorption.	
• Other diameters available under request.	



*Replace the symbols to complete the code

Length	▲
L1500 mm	1
L3000 mm	2
L6000 mm	3

Colour	▲
<input type="checkbox"/> White	W
<input checked="" type="checkbox"/> Black	B



Select options



Indirect light



bFLEX diffuser



Acoustic moss



Acoustic moss (macro)



Acoustic panel



Acoustic panel (macro)



Ceiling roses



CONCEPT Sq 35



Product characteristics

Body

Aluminium

Finish

Powder coated

Optical system

bFLEX - Opal diffuser

Light source

LED, RG1, CRI>80, MacAdam Step ≤ 3

LED lifetime

70.000h @ L90, B10, Ta 25°C

Control gear

LED driver 220-240V-50/60Hz included



230V/50Hz

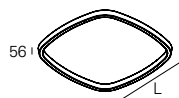


IP 40

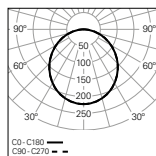


01. Select version

CONCEPT Sq 35



bFLEX - Opal diffuser



W	lm output	lm/W	Lmm	CODE*
112	10450	93	1126	90704L027▼▲0◆00
140	13752	98	1441	90704L033▼▲0◆00

CONCEPT Sq 35

• For suspended version add current supply cable, suspension and ceiling rose. Please order separately.



*Replace the symbols to complete the code





Control gear	
HF	E
DALI	H

Colour ¹	
White	W
Gray	G
Black	B
Sahara	0
Mist	1
Carbon	I
Autumn	L
Rusty chain	R
Jungle	N
Golden eye	D
Old rose	5
Copper	7

Colour temp.	
3000K	3
4000K	0

¹ See page 84.

02. Select options

OPTIONS	Code*
SwitchDIM	
• Under request.	
Suspension	
S11 L1500 mm (x4)	9129041
S11 L3000 mm (x4)	9129042
S11 L6000 mm (x4)	9129043
Transparent current supply cable	
L1500 mm - 3 x 0,75 mm ²	940400
L1500 mm - 5 x 0,75 mm ²	940500
L3000 mm - 3 x 0,75 mm ²	940401
L3000 mm - 5 x 0,75 mm ²	940501
L6000 mm - 3 x 0,75 mm ²	940402
L6000 mm - 5 x 0,75 mm ²	940507
Round ceiling rose	
Surface mounted T24 D95 45 l  Ø95	978600▲
Recessed T5 D90  Ø70 33 l  Ø90	971300▲
Central ceiling rose	
Surface mounted T20 4l 45 l  Ø95	977202▲



*Replace the symbols to complete the code

Colour	▲
<input type="checkbox"/> White	W
<input checked="" type="checkbox"/> Black	B




Select options



bFLEX diffuser



Ceiling roses



CONCEPT Sq 35 D/I



Product characteristics

Body

Aluminium

Finish

Powder coated

Optical system

bFLEX - Opal diffuser

Light source

LED, RG1, CRI>80, MacAdam Step ≤ 3

LED lifetime

70.000h @ L90, B10, Ta 25°C

Control gear

LED driver 220-240V-50/60Hz included



230V/50Hz



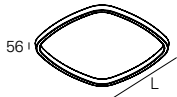
IP 40



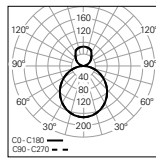
01. Select version



CONCEPT Sq 35 D/I



bFLEX - Opal diffuser (80%/20%)



W	lm output	lm/W	Lmm	CODE*
140	13752	98	1126	90705L027▼▲0◆00
170	17053	100	1441	90705L033▼▲0◆00

*Replace the symbols to complete the code

Control gear	
HF	E
DALI	H

Colour ¹	
White	W
Gray	G
Black	B
Sahara	0
Mist	1
Carbon	I
Autumn	L
Rusty chain	R
Jungle	N
Golden eye	D
Old rose	5
Copper	7





Colour temp.	
3000K	3
4000K	0

CONCEPT Sq 35 D/I

- To complete the product add current supply cable, suspension and ceiling rose. Please order separately.
- In order to guarantee a total uniformity of light on the ceiling, the installation must be done at a minimum distance of 500 mm.

¹ See page 84.

02. Select options

OPTIONS	Code*
SwitchDIM	
• Under request.	
Suspension	
S11 L1500 mm (x4)	9129041
S11 L3000 mm (x4)	9129042
S11 L6000 mm (x4)	9129043
Transparent current supply cable	
L1500 mm - 3 x 0,75 mm ²	940400
L1500 mm - 5 x 0,75 mm ²	940500
L3000 mm - 3 x 0,75 mm ²	940401
L3000 mm - 5 x 0,75 mm ²	940501
L6000 mm - 3 x 0,75 mm ²	940402
L6000 mm - 5 x 0,75 mm ²	940507
Round ceiling rose	
Surface mounted T24 D95 45 l  Ø95	978600▲
Recessed T5 D90  Ø70 33 l  Ø90	971300▲
Central ceiling rose	
Surface mounted T20 4l 45 l  Ø95	977202▲



*Replace the symbols to complete the code


Colour	▲
<input type="checkbox"/> White	W
<input checked="" type="checkbox"/> Black	B



Select options



Indirect light



bFLEX diffuser



Ceiling roses



CONCEPT D 35



Product characteristics

Body

Aluminium

Finish

Powder coated

Optical system

bFLEX - Opal diffuser

Light source

LED, RG1, CRI>80, MacAdam Step ≤ 3

LED lifetime

70.000h @ L90, B10, Ta 25°C

Control gear

LED driver 220-240V-50/60Hz included



230V/50Hz



IP 40

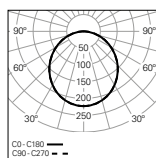


01. Select version

CONCEPT D 35



bFLEX - Opal diffuser



W	lm output	lm/W	Lmm	CODE*
108	9900	92	1187	90706L027▼▲0◆00
135	12376	92	1465	90706L033▼▲0◆00

CONCEPT D 35

• For suspended version add current supply cable, suspension and ceiling rose. Please order separately.



*Replace the symbols to complete the code





Control gear	
HF	E
DALI	H

Colour ¹	
White	W
Gray	G
Black	B
Sahara	0
Mist	1
Carbon	I
Autumn	L
Rusty chain	R
Jungle	N
Golden eye	D
Old rose	5
Copper	7

Colour temp.	
3000K	3
4000K	0

¹ See page 84.

02. Select options

OPTIONS			Code*
SwitchDIM			
• Under request.			
Suspension			
S11 L1500 mm (x3)			9129031
S11 L3000 mm (x3)			9129032
S11 L6000 mm (x3)			9129033
Transparent current supply cable			
L1500 mm - 3 x 0,75 mm ²			940400
L1500 mm - 5 x 0,75 mm ²			940500
L3000 mm - 3 x 0,75 mm ²			940401
L3000 mm - 5 x 0,75 mm ²			940501
L6000 mm - 3 x 0,75 mm ²			940402
L6000 mm - 5 x 0,75 mm ²			940507
Round ceiling rose			
Surface mounted T24 D95	45 l	 Ø95	978600▲
Recessed T5 D90	 Ø70	33 l  Ø90	971300▲
Central ceiling rose			
Surface mounted T20 3l	45 l	 Ø95	977201▲



*Replace the symbols to complete the code

Colour	▲
<input type="checkbox"/> White	W
<input checked="" type="checkbox"/> Black	B



Select options



bFLEX diffuser



Ceiling roses

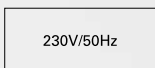


CONCEPT D 35 D/I



Product characteristics

Body
Aluminium
Finish
Powder coated
Optical system
bFLEX - Opal diffuser
Light source
LED, RG1, CRI>80, MacAdam Step ≤ 3
LED lifetime
70.000h @ L90, B10, Ta 25°C
Control gear
LED driver 220-240V-50/60Hz included

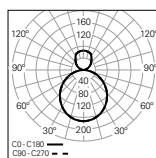


01. Select version

CONCEPT D 35 D/I



bFLEX - Opal diffuser (80%/20%)



W	lm output	lm/W	Lmm	CODE*
135	12376	92	1187	90707L027▼▲0◆00
171	16090	94	1465	90707L033▼▲0◆00

CONCEPT D 35 D/I

- To complete the product add current supply cable, suspension and ceiling rose. Please order separately.
- In order to guarantee a total uniformity of light on the ceiling, the installation must be done at a minimum distance of 500 mm.



*Replace the symbols to complete the code

Control gear	
HF	E
DALI	H

Colour ¹




White	W
Gray	G
Black	B
Sahara	0
Mist	1
Carbon	I
Autumn	L
Rusty chain	R
Jungle	N
Golden eye	D
Old rose	5
Copper	7

Colour temp.

3000K	3
4000K	0

¹ See page 84.

02. Select options

OPTIONS	Code*
SwitchDIM	
• Under request.	
Suspension	
S11 L1500 mm (x3)	9129031
S11 L3000 mm (x3)	9129032
S11 L6000 mm (x3)	9129033
Transparent current supply cable	
L1500 mm - 3 x 0,75 mm ²	940400
L1500 mm - 5 x 0,75 mm ²	940500
L3000 mm - 3 x 0,75 mm ²	940401
L3000 mm - 5 x 0,75 mm ²	940501
L6000 mm - 3 x 0,75 mm ²	940402
L6000 mm - 5 x 0,75 mm ²	940507
Round ceiling rose	
Surface mounted T24 D95  45 Ø95	978600▲
Recessed T5 D90  Ø70 33 Ø90	971300▲
Central ceiling rose	
Surface mounted T20 3I  45 Ø95	977201▲



*Replace the symbols to complete the code

Colour	▲
<input type="checkbox"/> White	W
<input checked="" type="checkbox"/> Black	B



Select options



Indirect light



bFLEX diffuser



Ceiling roses





CONCEPT 65



CONCEPT S 65
138



CONCEPT S 65 D/I
142



CONCEPT O 65
146



CONCEPT O 65 D/I
150



Application types






1. Surface

2. Direct
suspension

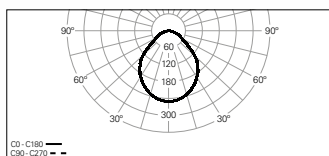
3. Direct / indirect
suspension

4. Wall mounted

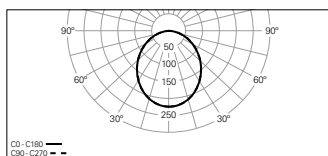




1. gCONTROL+










2. LIGHT+



Define your colour

ARCHITECTURAL
LIGHTING





CONCEPT S 65



Product characteristics

Body

Aluminium

Finish

Powder coated

Optical system

LIGHT+ - Opal diffuser

Light source

LED, RG1, CRI>80, MacAdam Step ≤ 3

LED lifetime

80.000h @ L80, B10, Ta 25°C

Control gear

LED driver 220-240V-50/60Hz included



230V/50Hz



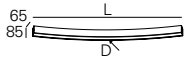
IP 20

650°C

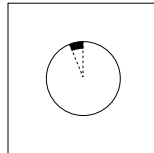
01. Select module



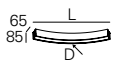
CURVED MODULE



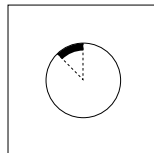
1/16 (22,5°) | LIGHT+ - Opal diffuser



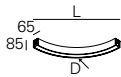
W	lm output	lm/W	Lmm	Dmm	CODE*
27	2776	103	1531	Ø7850	90781L010▼▲◆00



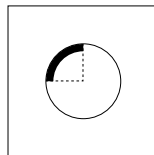
1/8 (45°) | LIGHT+ - Opal diffuser



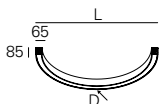
W	lm output	lm/W	Lmm	Dmm	CODE*
15	1388	93	784	Ø2050	90782L005▼▲◆00
18	1666	93	937	Ø2450	90782L006▼▲◆00
20	1943	97	1071	Ø2800	90782L007▼▲◆00
22	2221	101	1224	Ø3200	90782L008▼▲◆00



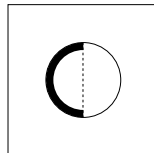
1/4 (90°) | LIGHT+ - Opal diffuser



W	lm output	lm/W	Lmm	Dmm	CODE*
15	1388	93	742	Ø1050	90783L005▼▲◆00
18	1666	93	884	Ø1250	90783L006▼▲◆00
20	1943	97	1025	Ø1450	90783L007▼▲◆00
22	2221	101	1166	Ø1650	90783L008▼▲◆00
25	2498	100	1308	Ø1850	90783L009▼▲◆00
27	2776	103	1414	Ø2000	90783L010▼▲◆00
39	3886	100	1980	Ø2800	90783L014▼▲◆00
44	4441	101	2262	Ø3200	90783L016▼▲◆00
53	5552	105	2828	Ø4000	90783L020▼▲◆00

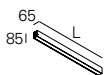


1/2 (180°) | LIGHT+ - Opal diffuser

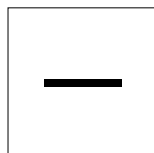


W	lm output	lm/W	Lmm	Dmm	CODE*
22	2221	101	850	Ø850	90784L008▼▲◆00
27	2776	103	1050	Ø1050	90784L010▼▲◆00
33	3331	101	1250	Ø1250	90784L012▼▲◆00
39	3886	100	1450	Ø1450	90784L014▼▲◆00
44	4441	101	1650	Ø1650	90784L016▼▲◆00
48	4997	104	1850	Ø1850	90784L018▼▲◆00
53	5552	105	2000	Ø2000	90784L020▼▲◆00

LINEAR MODULE



LINEA | LIGHT+ - Opal diffuser



W	lm output	lm/W	Lmm	CODE*
15	1388	93	750	90789L005▼▲◆00
20	1943	97	1050	90789L007▼▲◆00
25	2498	100	1350	90789L009▼▲◆00
30	3053	102	1650	90789L011▼▲◆00
36	3609	100	1950	90789L013▼▲◆00

*Replace the symbols to complete the code

Control gear ▼

HF	E
DALI	H

Colour 1 ▲

□ White	W
■ Gray	G
■ Black	B
■ Sahara	0
■ Mist	1
■ Carbon	I
■ Autumn	L
■ Rusty chain	R
■ Jungle	N
■ Golden eye	D
■ Old rose	5
■ Copper	7





Colour temp. ◆

3000K	3
4000K	0

CURVED MODULE | LINEAR MODULE

- To complete the line add start kit, through-wiring and body connector kit. Please order separately.
- For suspended version add current supply cable, suspension and ceiling rose. Please order separately.
- Dimensions do not include the start kit. Add 4 mm to the recessing length to complete the line.

02. Select options

OPTIONS	Code*
Start kit - end cap start/end • 2 end caps included.	65 921750♣ 851  2
Through-wiring 3 x 1,5 m ² 5 x 1,5 m ²	949200 949201
Body connector (x1) • Screws included.	931100♣
Suspension • For all curved versions:	S1 L1500 mm (x3) 910005 S1 L3000 mm (x3) 910015 S1 L6000 mm (x3) 910016
• For all linear versions:	S1 L1500 mm (x2) 910001 S1 L3000 mm (x2) 910011 S1 L6000 mm (x2) 910012
Transparent current supply cable L1500 mm - 3 x 1,5 mm ² L1500 mm - 5 x 1,5 mm ² L3000 mm - 3 x 1,5 mm ² L3000 mm - 5 x 1,5 mm ² L6000 mm - 3 x 1,5 mm ² L6000 mm - 5 x 1,5 mm ²	940300 940000 940301 940001 940302 940002
Round ceiling rose¹ Surface mounted T24 D95	451  Ø95 978600♣
Recessed T5 D90	 Ø70 331  Ø90 971300♣



*Replace the symbols to complete the code

Colour ¹²	♣
<input type="checkbox"/> White	W
<input type="checkbox"/> Gray	G
<input type="checkbox"/> Black	B
<input type="checkbox"/> Sahara	0
<input type="checkbox"/> Mist	1
<input type="checkbox"/> Carbon	I
<input type="checkbox"/> Autumn	L
<input type="checkbox"/> Rusty chain	R
<input type="checkbox"/> Jungle	N
<input type="checkbox"/> Golden eye	D
<input type="checkbox"/> Old rose	5
<input type="checkbox"/> Copper	7



Select options



LIGHT+ diffuser



Ceiling roses



CONCEPT S 65 D/I



Product characteristics

Body

Aluminium

**Finish**

Powder coated

230V/50Hz

Optical system

LIGHT+ - Opal diffuser



IP 20

Light source

LED, RG1, CRI>80, MacAdam Step ≤ 3

LED lifetime

80.000h @ L80, B10, Ta 25°C

650°C

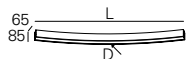
Control gear

LED driver 220-240V-50/60Hz included

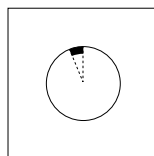
01. Select module



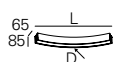
CURVED MODULE



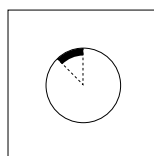
1/16 (22,5°) | LIGHT+ - Opal diffuser (80%/20%)



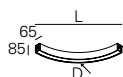
W	lm output	lm/W	Lmm	Dmm	CODE*
33	3390	103	1531	Ø7850	90785L010▼▲◆00



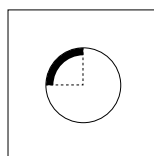
1/8 (45°) | LIGHT+ - Opal diffuser (80%/20%)



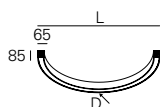
W	lm output	lm/W	Lmm	Dmm	CODE*
22	2260	103	1071	Ø2800	90786L007▼▲◆00
25	2542	102	1224	Ø3200	90786L008▼▲◆00



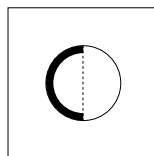
1/4 (90°) | LIGHT+ - Opal diffuser (80%/20%)



W	lm output	lm/W	Lmm	Dmm	CODE*
25	2542	102	1164	Ø1650	90787L008▼▲◆00
30	3107	104	1305	Ø1850	90787L009▼▲◆00
33	3390	103	1411	Ø2000	90787L010▼▲◆00
47	4802	102	1977	Ø2800	90787L014▼▲◆00
50	5367	107	2260	Ø3200	90787L016▼▲◆00
63	6497	103	2826	Ø4000	90787L020▼▲◆00

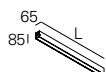


1/2 (180°) | LIGHT+ - Opal diffuser (80%/20%)

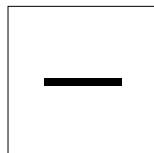


W	lm output	lm/W	Lmm	Dmm	CODE*
33	3390	103	1050	Ø1050	90788L010▼▲◆00
39	3954	101	1250	Ø1250	90788L012▼▲◆00
47	4802	102	1450	Ø1450	90788L014▼▲◆00
50	5367	107	1650	Ø1650	90788L016▼▲◆00
55	5932	108	1850	Ø1850	90788L018▼▲◆00
63	6497	103	2000	Ø2000	90788L020▼▲◆00

LINEAR MODULE



LINEA | LIGHT+ - Opal diffuser (80%/20%)



W	lm output	lm/W	Lmm	CODE*
30	3118	104	1350	90790L009▼▲◆00
39	3976	102	1650	90790L011▼▲◆00
44	4502	102	1950	90790L013▼▲◆00

*Replace the symbols to complete the code

Control gear	
HF	E
DALI	H




Colour 1	
White	W
Gray	G
Black	B
Sahara	0
Mist	1
Carbon	I
Autumn	L
Rusty chain	R
Jungle	N
Golden eye	D
Old rose	5
Copper	7

Colour temp.	
3000K	3
4000K	0

CURVED MODULE | LINEAR MODULE

- To complete the individual product add current supply cable, suspension and start kit. Please order separately.
- To complete the line add start kit, through-wiring and body connector kit. Please order separately.
- Dimensions do not include start kit. To complete the line add 4 mm to the length.
- In order to guarantee a total uniformity of light on the ceiling, the installation must be done at a minimum distance of 500 mm.

02. Select options

OPTIONS	Code*
Start kit - end cap start/end • 2 end caps included.	65 921750♣ 851 2
Through-wiring 3 x 1,5 mm ² 5 x 1,5 mm ²	949200 949201
Body connector (x1) • Screws included.	931100♣
Suspension • For all curved versions:	
S1 L1500 mm (x3)	910005
S1 L3000 mm (x3)	910015
S1 L6000 mm (x3)	910016
• For all linear versions:	
S1 L1500 mm (x2)	910001
S1 L3000 mm (x2)	910011
S1 L6000 mm (x2)	910012
Transparent current supply cable	
L1500 mm - 3 x 1,5 mm ²	940300
L1500 mm - 5 x 1,5 mm ²	940000
L3000 mm - 3 x 1,5 mm ²	940301
L3000 mm - 5 x 1,5 mm ²	940001
L6000 mm - 3 x 1,5 mm ²	940302
L6000 mm - 5 x 1,5 mm ²	940002
Round ceiling rose¹	
Surface mounted T24 D95 451  Ø95	978600♣
Recessed T5 D90  Ø70 331  Ø90	971300♣



*Replace the symbols to complete the code

Colour ¹²	♣
<input type="checkbox"/> White	W
<input type="checkbox"/> Gray	G
<input type="checkbox"/> Black	B
<input type="checkbox"/> Sahara	0
<input type="checkbox"/> Mist	1
<input type="checkbox"/> Carbon	I
<input type="checkbox"/> Autumn	L
<input type="checkbox"/> Rusty chain	R
<input type="checkbox"/> Jungle	N
<input type="checkbox"/> Golden eye	D
<input type="checkbox"/> Old rose	5
<input type="checkbox"/> Copper	7



Select options



LIGHT+ diffuser



Indirect light



Ceiling roses



CONCEPT O 65



Product characteristics

Body

Aluminium

Finish

Powder coated

Optical system

gCONTROL+ - Microprismatic diffuser
LIGHT+ - Opal diffuser

Light source

LED, RG1, CRI>80, MacAdam Step ≤ 3

LED lifetime

80.000h @ L90, B10, Ta 25°C

Control gear

LED driver 220-240V-50/60Hz included



230V/50Hz



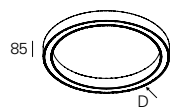
IP 20

650°C

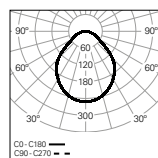
01. Select version



CONCEPT O 65

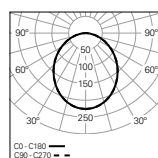


gCONTROL+ - Microprismatic diffuser



UGR	W	lm output	lm/W	Dmm	CODE*
≤19	38	3722	98	Ø600	90625L600▼▲0♦00
≤19	54	5377	100	Ø900	90625L900▼▲♦♦♦00
≤19	77	7858	102	Ø1200	90625L120▼▲♦♦♦00
≤19	91	9099	100	Ø1500	90625L150▼▲♦♦♦00

LIGHT+ - Opal diffuser



UGR	W	lm output	lm/W	Dmm	CODE*
≤22	38	3993	105	Ø600	90635L600▼▲0♦00
≤22	54	5768	107	Ø900	90635L900▼▲♦♦♦00
≤22	77	8430	109	Ø1200	90635L120▼▲♦♦♦00
≤22	91	9761	107	Ø1500	90635L150▼▲♦♦♦00

CONCEPT O 65

• For suspended version add current supply cable, suspension and ceiling rose. Please order separately.

*Replace the symbols to complete the code

Control gear

HF	E
DALI	H

Colour 1

White	W
Gray	G
Black	B
Sahara	0
Mist	1
Carbon	I
Autumn	L
Rusty chain	R
Jungle	N
Golden eye	D
Old rose	5
Copper	7

Emergency

No EM	0
EM 3h (K3) ²	3





Colour temp.

3000K	3
4000K	0

¹ See page 136.

² Prepared for emergency remote control.

02. Select options

OPTIONS	Code*
Bluetooth • Bluetooth wireless control via smartphone.	927200
Suspension S10 L1500 mm (x3) S10 L3000 mm (x3) S10 L6000 mm (x3)	9111001 9111002 9111003
Transparent current supply cable L1500 mm - 3 x 0,75 mm ² L1500 mm - 5 x 0,75 mm ² L1500 mm - 7 x 0,75 mm ² L3000 mm - 3 x 0,75 mm ² L3000 mm - 5 x 0,75 mm ² L3000 mm - 7 x 0,75 mm ² L6000 mm - 3 x 0,75 mm ² L6000 mm - 5 x 0,75 mm ² L6000 mm - 7 x 0,75 mm ² • For the DALI option with emergency unit and remote control, add 2 current supply cables of 5 x 0,75 mm ² .	940400 940500 940600 940401 940501 940601 940402 940507 940602
Round ceiling rose Surface mounted T24 D95 45  Ø95 Surface mounted T26 D95 (DALI+K3)	978600♣ 978601♣
Recessed T5 D90  Ø70 33  Ø90 Recessed T27 D90 (DALI+K3)	971300♣ 978700♣
Central ceiling rose Surface T21 3l D95 45  Ø95 Surface T28 3l D95 (DALI+K3)	977211♣ 977230♣



*Replace the symbols to complete the code

Colour 
 White W
 Black B



Select options



Ceiling surface application



Suspended application



Suspended application with central ceiling rose



Wall application



gCONTROL+ diffuser



LIGHT+ diffuser




Parallel suspension with recessed ceiling rose



Parallel suspension with surface mounted ceiling rose



Central suspension



CONCEPT O 65 D/I



Product characteristics

Body

Aluminium

Finish

Powder coated

Optical system

gCONTROL+ - Microprismatic diffuser
LIGHT+ - Opal diffuser

Light source

LED, RG1, CRI>80, MacAdam Step ≤3

LED lifetime

80.000h @ L90, B10, Ta 25°C

Control gear

LED driver 220-240V-50/60Hz included



230V/50Hz

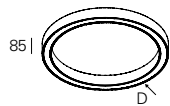


IP 20

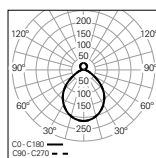
650°C

01. Select version

CONCEPT O 65 D/I

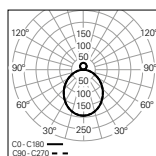


gCONTROL+ - Microprismatic diffuser (80%/20%)



UGR	W	lm output	lm/W	Dmm	CODE*
≤19	44	4580	104	Ø600	90626L600▼▲◆0◆00
≤19	63	6651	106	Ø900	90626L900▼▲◆◆◆00
≤19	92	9596	104	Ø1200	90626L120▼▲◆◆◆00
≤19	110	11558	105	Ø1500	90626L150▼▲◆◆◆00

LIGHT+ - Opal diffuser (80%/20%)



UGR	W	lm output	lm/W	Dmm	CODE*
≤22	44	4817	109	Ø600	90636L600▼▲◆0◆00
≤22	63	6995	111	Ø900	90636L900▼▲◆◆◆00
≤22	92	10092	110	Ø1200	90636L120▼▲◆◆◆00
≤22	110	12156	111	Ø1500	90636L150▼▲◆◆◆00

CONCEPT O 65

- To complete the product add current supply cable, suspension and ceiling rose. Please order separately.
- In order to guarantee a total uniformity of light on the ceiling, the installation must be done at a minimum distance of 500 mm.



*Replace the symbols to complete the code

Control gear	
HF	E
DALI	H

Colour ¹	
White	W
Gray	G
Black	B
Sahara	0
Mist	1
Carbon	I
Autumn	L
Rusty chain	R
Jungle	N
Golden eye	D
Old rose	5
Copper	7





Emergency	
No EM	0
EM 3h (K3) ²	3

Colour temp.	
3000K	3
4000K	0

¹ See page 136.

² Prepared for emergency remote control.

02. Select options

OPTIONS	Code*
Bluetooth • Bluetooth wireless control via smartphone.	927200
Suspension S10 L1500 mm (x3) S10 L3000 mm (x3) S10 L6000 mm (x3)	9111001 9111002 9111003
Transparent current supply cable L1500 mm - 3 x 0,75 mm ² L1500 mm - 5 x 0,75 mm ² L1500 mm - 7 x 0,75 mm ² L3000 mm - 3 x 0,75 mm ² L3000 mm - 5 x 0,75 mm ² L3000 mm - 7 x 0,75 mm ² L6000 mm - 3 x 0,75 mm ² L6000 mm - 5 x 0,75 mm ² L6000 mm - 7 x 0,75 mm ² • For the DALI option with emergency unit and remote control add 2 current supply cables of 5 x 0,75 mm ² .	940400 940500 940600 940401 940501 940601 940402 940507 940602
Round ceiling rose Surface mounted T24 D95 45  Ø95 Surface mounted T26 D95 (DALI+K3)	978600♣ 978601♣
Recessed T5 D90  Ø70 33  Ø90 Recessed T27 D90 (DALI+K3)	971300♣ 978700♣
Central ceiling rose Surface T21 3l D95 45  Ø95 Surface T28 3l D95 (DALI+K3)	977211♣ 977230♣



*Replace the symbols to complete the code

Colour 
 White W
 Black B



Select options



Suspended application



Suspended application with central ceiling rose



gCONTROL+ diffuser



LIGHT+ diffuser



Indirect light




Parallel suspension with recessed ceiling rose




Parallel suspension with surface mounted ceiling rose



Central suspension





Architectural
lighting

ROFY



ROFY 60 / T
166



ROFY 60 / T D/I
168



ROFY 60
172



ROFY 60 D/I
176



ROFY 85 / E
180



ROFY 85
182



ROFY 85 D/I
186



ROFY 85 IP / E
190



ROFY 85 IP / C
192



Application types





**1. Recessed
with trim/frame**

**2. Trimless
Direct**

**3. Trimless
Direct / Indirect**

**4. Wall mounted
Direct**

**5. Wall mounted
Direct / Indirect**

**6. Surface mounted
Direct**

**7. Surface mounted
Direct / Indirect**

**8. Suspended
Direct**

**9. Suspended
Direct / Indirect**

**Two available
versions**




ROFY 60





ROFY 85

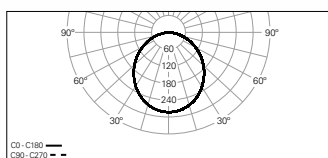


85 mm


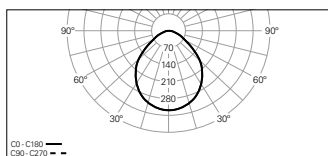


Optical system

1. gCONTROL+



2. LIGHT+



Minimalism and technology

1. Body

Seamlessly welded aluminium profile, available in 12 colours.

2. LED

SDCM MacAdam ≤ 3 , 3000K / 4000K colour temperature, CRI > 80 and 80.000h lifetime L90 B10.

3. Tunable White

Tunable White versions available with a white light spectrum from 2700K to 6500K. Available from $\varnothing 400$ mm.



4. gCONTROL+ or LIGHT+

High-tech optical system with LIGHT+ opal version to ensure smooth and uniform light, or gCONTROL+ microprismatic version for high visual comfort (UGR < 19) and without visible spots).



5. HPR

Internal high-performance reflector to ensure high efficiency and smooth and uniform light.

6. Indirect light

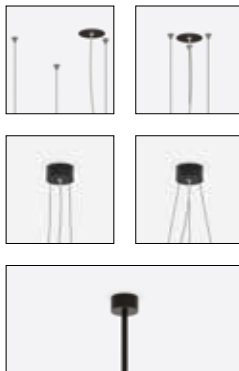
Direct / indirect version with 80% / 20% light ratio and opal diffuser for light uniformity on the ceiling.



7. HF or dimmable DALI driver

8. Suspension and current supply cable

Thanks to a wide range of suspensions and ceiling roses, you can select a very minimalist and discrete suspension. The central suspension allows the luminaire to subtly integrate into any project. Suspensions and power cable available in 1500, 3000 or 6000 mm length.



9. Ceiling rose

Recessed, surface mounted or central ceiling roses, available in white or black colour.



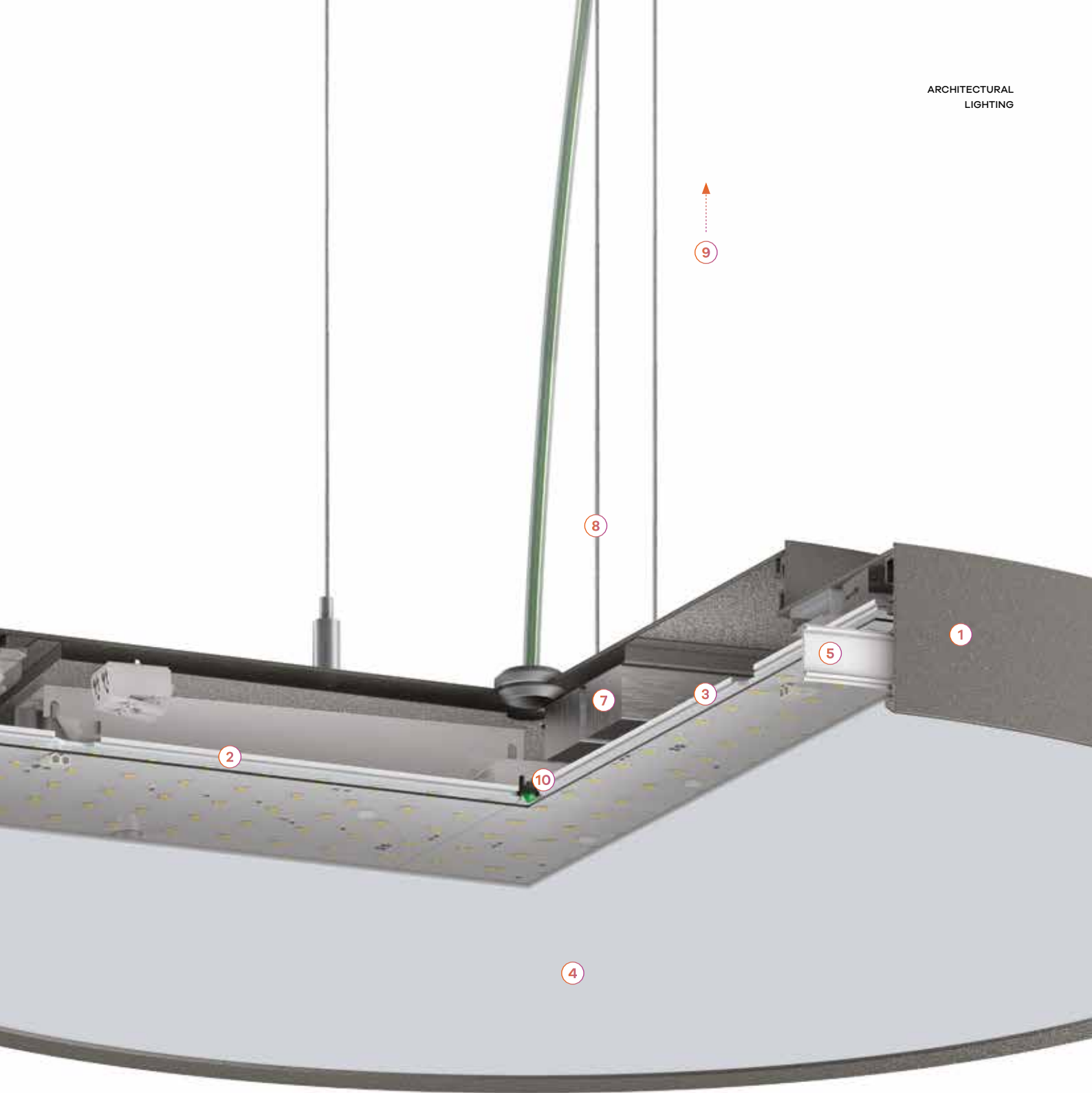
10. Emergency unit

3h emergency unit. Available from ≈ 600 to ≈ 1150 mm.

11. IP version












Available with water and dust protection index IP54.





Define your colour

ARCHITECTURAL
LIGHTING





ROFY 60 /T



Product characteristics

Body
Aluminium

Finish
Powder coated

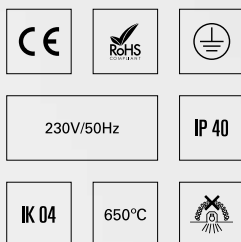
Optical system
gCONTROL+ - Microprismatic diffuser
LIGHT+ - Opal diffuser

Light source
LED, RG1, CRI>80, MacAdam Step ≤3

LED lifetime
80.000h @ L90, B10, Ta 25°C

Control gear
LED driver 220-240V-50/60Hz included

Ceiling thickness
For ceilings between 9,5-18 mm

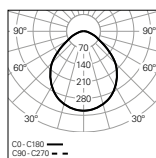


01. Select version

ROFY 60 /T

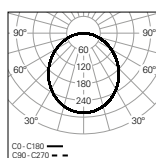


gCONTROL+ - Microprismatic diffuser



UGR	W	lm output	lm/W	Dmm	Ømm	Ømm	CODE*
≤22	16	1945	122	Ø300	Ø331	Ø331	90559L300▼▲◆0◆00
≤22	24	3085	129	Ø400	Ø427	Ø427	90559L400▼▲◆0◆00
≤19	43	5939	138	Ø600	Ø630	Ø630	90559L600▼▲◆0◆00
≤19	65	8844	136	Ø900	Ø927	Ø927	90559L900▼▲◆0◆00
≤19	107	14432	135	Ø1150	Ø1179	Ø1179	90559L1150▼▲◆0◆00

LIGHT+ - Opal diffuser



UGR	W	lm output	lm/W	Dmm	Ømm	Ømm	CODE*
≤22	16	2135	133	Ø300	Ø331	Ø331	90561L300▼▲◆0◆00
≤25	24	3385	141	Ø400	Ø427	Ø427	90561L400▼▲◆0◆00
≤22	43	6516	152	Ø600	Ø630	Ø630	90561L600▼▲◆0◆00
≤22	65	9704	149	Ø900	Ø927	Ø927	90561L900▼▲◆0◆00
≤22	107	15835	148	Ø1150	Ø1179	Ø1179	90561L1150▼▲◆0◆00

ROFY 60 /T

• This product cannot be installed on the wall.



*Replace the symbols to complete the code

Control gear	
HF	E
DALI	H

Colour ¹	
White	W
Grey	G
Black	B
Sahara	0
Mist	1
Carbon	I
Autumn	L
Rusty chain	R
Jungle	N
Golden eye	D

Emergency	
No EM	0
EM 3h (K3) ²	3

Colour temp.	
3000K	3
4000K	0
Tunable White ³	T

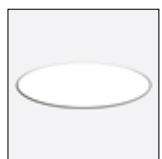
02. Select options

OPTIONS Code

Steel safety cable
L1500 mm 955000

Low Output version
• Under request.

Product details



Trimless application



gCONTROL+ diffuser



LIGHT+ diffuser

¹ See page 164.

² Prepared for emergency remote control. Only available for the Ø600, Ø900 and Ø1150 mm versions.

³ Not available in versions Ø300 mm.

ROFY 60 /T D/I



Product characteristics

Body

Aluminium

Finish

Powder coated

Optical system

gCONTROL+ - Microprismatic diffuser
LIGHT+ - Opal diffuser

Light source

LED, RG1, CRI>80, MacAdam Step ≤ 3

LED lifetime

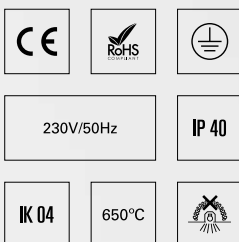
80.000h @ L90, B10, Ta 25°C

Control gear

LED driver 220-240V-50/60Hz included

Ceiling thickness

For ceilings between 9,5-18 mm

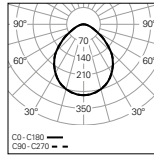


01. Select version

ROFY 60 /T D/I

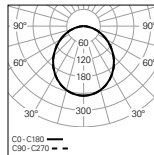


gCONTROL+ - Microprismatic diffuser (80%/20%)



UGR	W	lm output	lm/W	Hmm	Dmm	Ø	Ø	CODE*
≤19	32	3683	115	119	Ø400	Ø523		90591L400▼▲◆0◆00
≤19	56	6869	123	119	Ø600	Ø723		90591L600▼▲◆◆◆00
≤19	84	10270	122	135	Ø900	Ø1023		90591L900▼▲◆◆◆00
≤19	137	16846	123	135	Ø1150	Ø1273		90591L115▼▲◆◆◆00

LIGHT+ - Opal diffuser (80%/20%)



UGR	W	lm output	lm/W	Hmm	Dmm	Ø	Ø	CODE*
≤22	32	3851	120	119	Ø400	Ø523		90593L400▼▲◆0◆00
≤22	56	7182	128	119	Ø600	Ø723		90593L600▼▲◆◆◆00
≤22	84	10736	128	135	Ø900	Ø1023		90593L900▼▲◆◆◆00
≤22	137	17612	129	135	Ø1150	Ø1273		90593L115▼▲◆◆◆00

ROFY 60 /T D/I

• This product cannot be installed on the wall.



*Replace the symbols to complete the code

Control gear	
HF	E
DALI	H
HF+CD ¹	Q
SWD+CD ²	Y

Colour ³	
White	W
Grey	G
Black	B
Sahara	0
Mist	1
Carbon	I
Autumn	L
Rusty chain	R
Jungle	N
Golden eye	D

Emergency	
No EM	0
EM 3h (K3) ⁴	3

Colour temp.	
3000K	3
4000K	0
Tunable White	T

02. Select options

OPTIONS	Code
Tilted bracket	
Ø400 mm	927100
Ø600 mm	927101
Ø900 mm	927102
Ø1150 mm	927103
Steel safety cable	
L1500 mm	955000
Low Output version	
• Under request.	




Product details



Trimless application

Tilted bracket



gCONTROL+ diffuser

LIGHT+ diffuser

¹ HF + Double circuit.

² SwitchDIM + Double circuit.

³ See page 164.

⁴ Prepared for emergency remote control. Only available for the Ø600, Ø900 and Ø1150 mm versions.





ROFY 60



Product characteristics

Body

Aluminium

Finish

Powder coated

Optical system

gCONTROL+ - Microprismatic diffuser
LIGHT+ - Opal diffuser

Light source

LED, RG1, CRI>80, MacAdam Step ≤ 3

LED lifetime

80.000h @ L90, B10, Ta 25°C

Control gear

LED driver 220-240V-50/60Hz included



230V/50Hz



IP 40

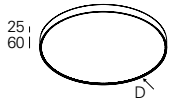
K 04

650°C

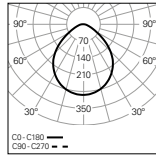
01. Select version



ROFY 60

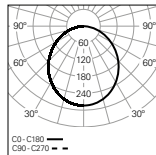


gCONTROL+ - Microprismatic diffuser



UGR	W	lm output	lm/W	Dmm	CODE*
≤22	16	1945	122	Ø300	90583L300▼▲◆0◆00
≤22	24	3085	129	Ø400	90583L400▼▲◆0◆00
≤19	43	5939	138	Ø600	90583L600▼▲◆0◆00
≤19	65	8844	136	Ø900	90583L900▼▲◆0◆00
≤19	107	14432	135	Ø1150	90583L115▼▲◆0◆00

LIGHT+ - Opal diffuser



UGR	W	lm output	lm/W	Dmm	CODE*
≤22	16	2135	133	Ø300	90585L300▼▲◆0◆00
≤25	24	3385	141	Ø400	90585L400▼▲◆0◆00
≤22	43	6516	152	Ø600	90585L600▼▲◆0◆00
≤22	65	9704	149	Ø900	90585L900▼▲◆0◆00
≤22	107	15835	148	Ø1150	90585L115▼▲◆0◆00

*Replace the symbols to complete the code

Control gear ▼

HF	E
DALI	H

Colour ¹ ▲

White	W
Grey	G
Black	B
Sahara	0
Mist	1
Carbon	I
Autumn	L
Rusty chain	R
Jungle	N
Golden eye	D
Old rose	5
Copper	7

ROFY 60

• For suspended version add current supply cable, suspension and ceiling rose. Please order separately.

Emergency ●

No EM	0
EM 3h (K3) ²	3

Colour temp. ◆

3000K	3
4000K	0
Tunable White ³	T

¹ See page 164.

² Prepared for emergency remote control. Only available for the Ø600, Ø900 and Ø1150 mm versions.

³ Not available in the Ø300 version.

02. Select options

OPTIONS Code*

Suspension



S10 L1500 mm (x3)	9111001
S10 L3000 mm (x3)	9111002
S10 L6000 mm (x3)	9111003



Transparent current supply cable

L1500 mm - 3 x 0,75 mm ²	940400
L1500 mm - 5 x 0,75 mm ²	940500
L1500 mm - 7 x 0,75 mm ²	940600
L3000 mm - 3 x 0,75 mm ²	940401
L3000 mm - 5 x 0,75 mm ²	940501
L3000 mm - 7 x 0,75 mm ²	940601
L6000 mm - 3 x 0,75 mm ²	940402
L6000 mm - 5 x 0,75 mm ²	940507
L6000 mm - 7 x 0,75 mm ²	940602



• For the DALI option with emergency unit and remote control add 2 current supply cables of 5 x 0,75 mm².

Round ceiling rose

Surface mounted T24	45 l		Ø95	978600♣
Surface mounted T26 (DALI+K3)				978601♣

Recessed T5	Ø70	33 l		Ø90	971300♣
Recessed T27 (DALI+K3)					978700♣

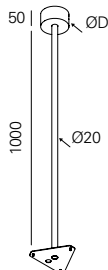
Central ceiling rose

Surface mounted T21	45 l		Ø95	977211♣
Surface mounted T28 (DALI+K3)				977230♣

Suspension rod¹

D95 - Ø400, Ø600 mm	913000♣
D120 - Ø900, Ø1150 mm	913010♣

• Ceiling rose included.



Low Output version

• Under request.



*Replace the symbols to complete the code

Colour	♣
<input type="checkbox"/> White	W
<input checked="" type="checkbox"/> Black	B




Product details



Ceiling surface application



Suspended application



Wall mounted



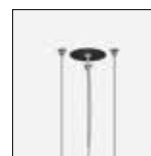
gCONTROL+ diffuser



LIGHT+ diffuser



Outer parallel suspension



Inner parallel suspension




Outer central suspension



Inner central suspension



Suspension rod



ROFY 60 D/I



Product characteristics

Body

Aluminium

Finish

Powder coated

Optical system

gCONTROL+ - Microprismatic diffuser
LIGHT+ - Opal diffuser

Light source

LED, RG1, CRI>80, MacAdam Step ≤3

LED lifetime

80.000h @ L90, B10, Ta 25°C

Control gear

LED driver 220-240V-50/60Hz included



230V/50Hz



IP 40

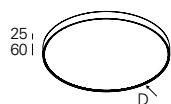
K 04

650°C

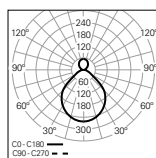
01. Select version



ROFY 60 D/I

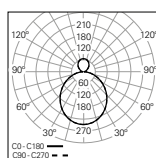


gCONTROL+ - Microprismatic diffuser (80%/20%)



UGR	W	lm output	lm/W	Dmm	CODE*
≤19	32	3907	122	Ø400	90587L400♥♣♦00
≤19	56	7286	130	Ø600	90587L600♥♣♦♦00
≤19	84	10892	130	Ø900	90587L900♥♣♦♦00
≤19	137	17867	130	Ø1150	90587L115♥♣♦♦00

LIGHT+ - Opal diffuser (80%/20%)



UGR	W	lm output	lm/W	Dmm	CODE*
≤22	32	4242	133	Ø400	90589L400♥♣♦♦00
≤22	56	7910	141	Ø600	90589L600♥♣♦♦00
≤22	84	11826	141	Ø900	90589L900♥♣♦♦00
≤22	137	19398	142	Ø1150	90589L115♥♣♦♦00

ROFY 60 D/I

- For suspended version add current supply cable, suspension and ceiling rose. Please order separately.
- In order to guarantee total light uniformity on the ceiling in the suspended version, installation must be carried out at a minimum distance of 500 mm.

*Replace the symbols to complete the code

Control gear	▼
HF	E
DALI	H
HF+CD ¹	Q
SWD+CD ²	Y

Colour ³	♣
White	W
Grey	G
Black	B
Sahara	0
Mist	1
Carbon	I
Autumn	L
Rusty chain	R
Jungle	N
Golden eye	D
Old rose	5
Copper	7

Emergency	●
No EM	0
EM 3h (K3) ⁴	3

Colour temp.	♦
3000K	3
4000K	0
Tunable White	T

¹ HF + Double circuit.

² SwitchDIM + Double circuit.

³ See page 164.

⁴ Prepared for emergency remote control. Only available for the Ø600, Ø900 and Ø1150 mm versions.

02. Select options

OPTIONS Code*

Suspension


S10 L1500 mm (x3)	9111001
S10 L3000 mm (x3)	9111002
S10 L6000 mm (x3)	9111003


Transparent current supply cable

L1500 mm - 3 x 0,75 mm ²	940400
L1500 mm - 5 x 0,75 mm ²	940500
L1500 mm - 7 x 0,75 mm ²	940600
L3000 mm - 3 x 0,75 mm ²	940401
L3000 mm - 5 x 0,75 mm ²	940501
L3000 mm - 7 x 0,75 mm ²	940601
L6000 mm - 3 x 0,75 mm ²	940402
L6000 mm - 5 x 0,75 mm ²	940507
L6000 mm - 7 x 0,75 mm ²	940602


• For the DALI option with emergency unit and remote control add 2 current supply cables of 5 x 0,75 mm².

Round ceiling rose

Surface mounted T24	45 l		Ø95	978600♣
Surface mounted T26 (DALI+K3)				978601♣

Recessed T5	Ø70	33 l		Ø90	971300♣
Recessed T27 (DALI+K3)					978700♣

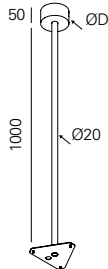
Central ceiling rose

Surface mounted T21	45 l		Ø95	977211♣
Surface mounted T28 (DALI+K3)				977230♣

Suspension rod

D95 - Ø400, Ø600 mm	913000♣
D120 - Ø900, Ø1150 mm	913010♣

• Ceiling rose included.



Low Output version

• Under request.



*Replace the symbols to complete the code

Colour	♣
<input type="checkbox"/> White	W
<input checked="" type="checkbox"/> Black	B




Product details



Ceiling surface application



Suspended application



Wall mounted



gCONTROL+ diffuser



LIGHT+ diffuser



Indirect light



Outer parallel suspension



Inner parallel suspension




Outer central suspension



Inner central suspension



Suspension rod



ROFY 85 /E



Product characteristics

Body
Aluminium

Finish
Powder coated

Optical system
gCONTROL+ - Microprismatic diffuser
LIGHT+ - Opal diffuser

Light source
LED, RG1, CRI>80, MacAdam Step ≤ 3

LED lifetime
80.000h @ L90, B10, Ta 25°C

Control gear
LED driver 220-240V-50/60Hz included

Ceiling thickness
For ceilings between 1-25 mm



230V/50Hz

IP 20/40

IK 04

650°C

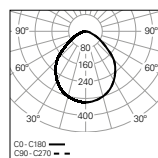


01. Select version

ROFY 85 /E

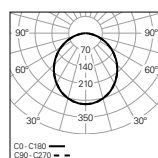


gCONTROL+ - Microprismatic diffuser



UGR	W	lm output	lm/W	Dmm	Ømm	Ømm	CODE*
≤19	16	1810	113	Ø300	Ø286		90622L300▼▲◆0◆00
≤19	24	2871	120	Ø400	Ø386		90622L400▼▲◆0◆00
≤19	43	5526	129	Ø600	Ø586		90622L600▼▲◆0◆00
≤19	65	8230	127	Ø900	Ø886		90622L900▼▲◆0◆00
≤19	107	13429	126	Ø1150	Ø1136		90622L115▼▲◆0◆00

LIGHT+ - Opal diffuser



UGR	W	lm output	lm/W	Dmm	Ømm	Ømm	CODE*
≤25	16	2135	133	Ø300	Ø286		90621L300▼▲◆0◆00
≤25	24	3385	141	Ø400	Ø386		90621L400▼▲◆0◆00
≤22	43	6516	152	Ø600	Ø586		90621L600▼▲◆0◆00
≤22	65	9704	149	Ø900	Ø886		90621L900▼▲◆0◆00
≤22	107	15835	148	Ø1150	Ø1136		90621L115▼▲◆0◆00

ROFY 85 /E

• This product cannot be installed on the wall.



*Replace the symbols to complete the code

Control gear	
HF	E
DALI	H

Colour ¹	
White	W
Grey	G
Black	B
Sahara	0
Mist	1
Carbon	I
Autumn	L
Rusty chain	R
Jungle	N
Golden eye	D

Emergency	
No EM	0
EM 3h (K3) ²	3

Colour temp.	
3000K	3
4000K	0
Tunable White ³	T

02. Select options

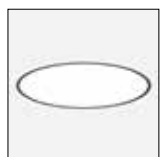
OPTIONS Code

Steel safety cable 955000

Low Output version

• Under request.

Product details



Ceiling recessed application



gCONTROL+ diffuser



LIGHT+ diffuser

¹ See page 164.

² Prepared for emergency remote control. Only available for the Ø600, Ø900 and Ø1150 mm versions.

³ Not available in the Ø300 version.

ROFY 85



Product characteristics

Body

Aluminium

Finish

Powder coated

Optical system

gCONTROL+ - Microprismatic diffuser
LIGHT+ - Opal diffuser

Light source

LED, RG1, CRI>80, MacAdam Step ≤ 3

LED lifetime

80.000h @ L90, B10, Ta 25°C

Control gear

LED driver 220-240V-50/60Hz included



230V/50Hz



IP 40

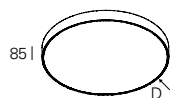
K 04

650°C

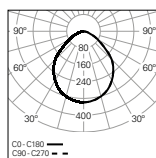
01. Select version



ROFY 85

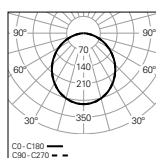


gCONTROL+ - Microprismatic diffuser



UGR	W	lm output	lm/W	Dmm	CODE*
≤22	16	1999	125	Ø300	90620L300▼▲◆0◆00
≤22	24	3171	132	Ø400	90620L400▼▲◆0◆00
≤19	43	6104	142	Ø600	90620L600▼▲◆0◆00
≤19	65	9090	140	Ø900	90620L900▼▲◆0◆00
≤19	107	14833	139	Ø1150	90620L115▼▲◆0◆00

LIGHT+ - Opal diffuser



UGR	W	lm output	lm/W	Dmm	CODE*
≤25	16	2162	135	Ø300	90619L300▼▲◆0◆00
≤25	24	3428	143	Ø400	90619L400▼▲◆0◆00
≤22	43	6598	153	Ø600	90619L600▼▲◆0◆00
≤22	65	9827	151	Ø900	90619L900▼▲◆0◆00
≤22	107	16035	150	Ø1150	90619L115▼▲◆0◆00

ROFY 85

• For suspended version add current supply cable, suspension and ceiling rose. Please order separately.

*Replace the symbols to complete the code

Control gear	
HF	E
DALI	H

Colour ¹	
White	W
Grey	G
Black	B
Sahara	0
Mist	1
Carbon	I
Autumn	L
Rusty chain	R
Jungle	N
Golden eye	D

Emergency	
No EM	0
EM 3h (K3) ²	3

Colour temp.	
3000K	3
4000K	0
Tunable White ³	T

¹ See page 164.

² Prepared for emergency remote control. Only available for the Ø600, Ø900 and Ø1150 mm versions.

³ Not available in the Ø300 version.

02. Select options

OPTIONS Code*

Suspension



S10 L1500 mm (x3)	9111001
S10 L3000 mm (x3)	9111002
S10 L6000 mm (x3)	9111003



Transparent current supply cable

L1500 mm - 3 x 0,75 mm ²	940400
L1500 mm - 5 x 0,75 mm ²	940500
L1500 mm - 7 x 0,75 mm ²	940600
L3000 mm - 3 x 0,75 mm ²	940401
L3000 mm - 5 x 0,75 mm ²	940501
L3000 mm - 7 x 0,75 mm ²	940601
L6000 mm - 3 x 0,75 mm ²	940402
L6000 mm - 5 x 0,75 mm ²	940507
L6000 mm - 7 x 0,75 mm ²	940602



• For the DALI option with emergency unit and remote control add 2 current supply cables of 5 x 0,75 mm².

Round ceiling rose

Surface mounted T24	45 l		Ø95	978600♣
Surface mounted T26 (DALI+K3)				978601♣

Recessed T5	Ø70	33 l		Ø90	971300♣
Recessed T27 (DALI+K3)					978700♣

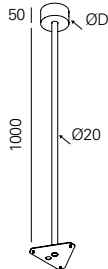
Central ceiling rose

Surface mounted T21	45 l		Ø95	977211♣
Surface mounted T28 (DALI+K3)				977230♣

Suspension rod

D95 - Ø400, Ø600 mm	913000♣
D120 - Ø900, Ø1150 mm	913010♣

• Ceiling rose included.



Low Output version

• Under request.



*Replace the symbols to complete the code

Colour	♣
<input type="checkbox"/> White	W
<input checked="" type="checkbox"/> Black	B



Product details



Ceiling surface application



Suspended application



Wall mounted



gCONTROL+ diffuser



LIGHT+ diffuser



Outer parallel suspension



Inner parallel suspension



Outer central suspension



Inner central suspension



Suspension rod



ROFY 85 D/I



Product characteristics

Body

Aluminium

Finish

Powder coated

Optical system

gCONTROL+ - Microprismatic diffuser
LIGHT+ - Opal diffuser

Light source

LED, RG1, CRI>80, MacAdam Step ≤ 3

LED lifetime

80.000h @ L90, B10, Ta 25°C

Control gear

LED driver 220-240V-50/60Hz included



230V/50Hz



IP 40

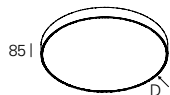
K 04

650°C

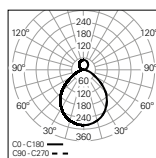
01. Select version



ROFY 85 D/I

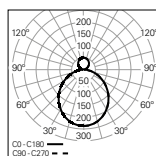


gCONTROL+ - Microprismatic diffuser (80%/20%)



UGR	W	lm output	lm/W	Dmm	CODE*
≤19	32	4018	126	Ø400	90624L400♥♣0♦00
≤19	56	7494	134	Ø600	90624L600♥♣♦♦00
≤19	84	11203	133	Ø900	90624L900♥♣♦♦00
≤19	137	18377	134	Ø1150	90624L115♥♣♦♦00

LIGHT+ - Opal diffuser (80%/20%)



UGR	W	lm output	lm/W	Dmm	CODE*
≤22	32	4242	133	Ø400	90623L400♥♣0♦00
≤22	56	7910	141	Ø600	90623L600♥♣♦♦00
≤22	84	11826	141	Ø900	90623L900♥♣♦♦00
≤22	137	19398	142	Ø1150	90623L115♥♣♦♦00

ROFY 85 D/I

- To complete the product add current supply cable, suspension and ceiling rose. Please order separately.
- In order to guarantee a total uniformity of light on the ceiling, the installation must be done at a minimum distance of 500 mm.

*Replace the symbols to complete the code

Control gear	
HF	E
DALI	H
HF+CD ¹	Q
SWD+CD ²	Y

Colour ³	
White	W
Grey	G
Black	B
Sahara	0
Mist	1
Carbon	I
Autumn	L
Rusty chain	R
Jungle	N
Golden eye	D

Emergency	
No EM	0
EM 3h (K3) ⁴	3

Colour temp.	
3000K	3
4000K	0
Tunable White	T

¹ HF + Double circuit.

² SwitchDIM + Double circuit.

³ See page 164.

⁴ Prepared for emergency remote control. Only available for the Ø600, Ø900 and Ø1150 mm versions.

02. Select options

OPTIONS Code*

Suspension

S10 L1500 mm (x3)	9111001
S10 L3000 mm (x3)	9111002
S10 L6000 mm (x3)	9111003

Transparent current supply cable

L1500 mm - 3 x 0,75 mm ²	940400
L1500 mm - 5 x 0,75 mm ²	940500
L1500 mm - 7 x 0,75 mm ²	940600
L3000 mm - 3 x 0,75 mm ²	940401
L3000 mm - 5 x 0,75 mm ²	940501
L3000 mm - 7 x 0,75 mm ²	940601
L6000 mm - 3 x 0,75 mm ²	940402
L6000 mm - 5 x 0,75 mm ²	940507
L6000 mm - 7 x 0,75 mm ²	940602

• For the DALI option with emergency unit and remote control add 2 current supply cables of 5 x 0,75 mm².

Round ceiling rose

Surface mounted T24	45 l		Ø95	978600♣
Surface mounted T26 (DALI+K3)				978601♣

Recessed T5	Ø70	33 l		Ø90	971300♣
Recessed T27 (DALI+K3)					978700♣

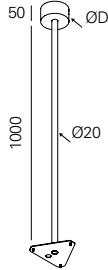
Central ceiling rose

Surface mounted T21	45 l		Ø95	977211♣
Surface mounted T28 (DALI+K3)				977230♣

Suspension rod

D95 - Ø400, Ø600 mm	913000♣
D120 - Ø900, Ø1150 mm	913010♣

• Ceiling rose included.



Low Output version

• Under request.



*Replace the symbols to complete the code

Colour	♣
□ White	W
■ Black	B



Product details



Suspended application




Indirect light



gCONTROL+ diffuser



LIGHT+ diffuser



Outer parallel suspension



Inner parallel suspension




Outer central suspension



Inner central suspension



Suspension rod



ROFY 85 IP /E



Product characteristics

Body

Aluminium

Finish

Powder coated

Optical system

LIGHT+ - Opal diffuser

Light source

LED, RG1, CRI>80, MacAdam Step ≤3

LED lifetime

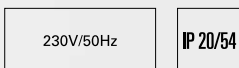
80.000h @ L90, B10, Ta 25°C

Control gear

LED driver 220-240V-50/60Hz included

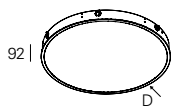
Ceiling thickness

For ceilings between 1-35 mm

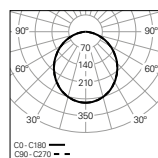


01. Select version

ROFY 85 IP / E



LIGHT+ - Opal diffuser



W	lm output	lm/W	Dmm	Ø	CODE*
16	2135	133	Ø323	Ø305	90573L300▼▲0◆00
24	3385	141	Ø423	Ø405	90573L400▼▲0◆00
43	6516	152	Ø623	Ø605	90573L600▼▲0◆00

ROFY 85 IP / E

• This product cannot be installed on the wall.



*Replace the symbols to complete the code

Control gear	
HF	E
DALI	H

Colour 1	
White	W
Grey	G
Black	B
Sahara	0
Mist	1
Carbon	I
Autumn	L
Rusty chain	R
Jungle	N
Golden eye	D

Emergency	
No EM	0
EM 3h (K3) 2	3

Colour temp.	
3000K	3
4000K	0
Tunable White 3	T

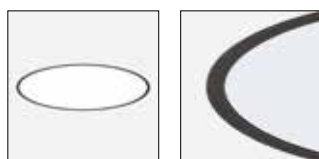
02. Select options

OPTIONS Code

Steel safety cable
 L1500 mm 955000

Low Output version
 • Under request.

Product details



Ceiling recessed application

LIGHT+ diffuser

¹ See page 164.

² Prepared for emergency remote control. Only available for the Ø600 mm.

³ Not available in versions Ø300 mm.

ROFY 85 IP /C



Product characteristics

Body

Aluminium

Finish

Powder coated

Optical system

LIGHT+ - Opal diffuser

Light source

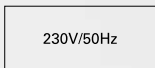
LED, RG1, CRI>80, MacAdam Step ≤3

LED lifetime

80.000h @ L90, B10, Ta 25°C

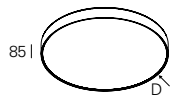
Control gear

LED driver 220-240V-50/60Hz included

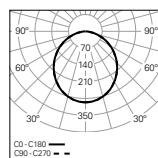


01. Select version

ROFY 85 IP /C



LIGHT+ - Opal diffuser



W	lm output	lm/W	Dmm	CODE*
16	2135	133	Ø300	90581L300▼▲◆0◆00
24	3385	141	Ø400	90581L400▼▲◆0◆00
43	6516	152	Ø600	90581L600▼▲◆0◆00



*Replace the symbols to complete the code

Control gear	
HF	E
DALI	H

Colour ¹	
White	W
Grey	G
Black	B
Sahara	0
Mist	1
Carbon	I
Autumn	L
Rusty chain	R
Jungle	N
Golden eye	D

Emergency	
No EM	0
EM 3h (K3) ²	3

Colour temp.	
3000K	3
4000K	0
Tunable White ³	T

02. Select options

OPTIONS

Low Output version

- Under request.



Product details



Ceiling surface application



Wall mounted



LIGHT+ diffuser



IP54 protection

¹ See page 164.

² Prepared for emergency remote control. Only available for the Ø600 mm.

³ Not available in versions Ø300 mm.





RECEPTION



Architectural
lighting

ROFY 60 SQ



ROFY 60 Sq
198



ROFY 60 Sq D/I
202



ROFY 60 Sq



Product characteristics

Body

Aluminium

Finish

Powder coated

Optical system

gCONTROL+ - Microprismatic diffuser
LIGHT+ - Opal diffuser

Light source

LED, RG1, CRI>80, MacAdam Step ≤ 3

LED lifetime

80.000h @ L90, B10, Ta 25°C

Control gear

LED driver 220-240V-50/60Hz included



230V/50Hz



IP 40

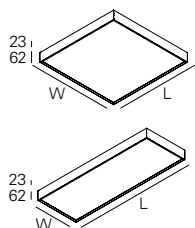
K 04

650°C

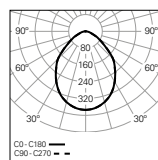
01. Select version



ROFY 60 Sq

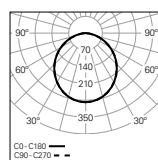


gCONTROL+ - Microprismatic diffuser



UGR	W	lm output	lm/W	LxWmm	CODE*
≤19	12	1478	123	286x286	90718L286▼▲0◆00
≤19	45	5913	131	550x550	90718L550▼▲◆◆00
≤19	25	2956	118	550x286	90718L552▼▲0◆00
≤19	36	4435	123	814x286	90718L812▼▲◆◆00
≤19	45	5913	131	1078x286	90718L102▼▲◆◆00
≤19	56	7391	132	1342x286	90718L132▼▲◆◆00

LIGHT+ - Opal diffuser



UGR	W	lm output	lm/W	LxWmm	CODE*
≤22	12	1582	132	286x286	90720L286▼▲0◆00
≤22	45	6329	141	550x550	90720L550▼▲◆◆00
≤22	25	3165	127	550x286	90720L552▼▲0◆00
≤22	36	4747	132	814x286	90720L812▼▲◆◆00
≤22	45	6329	141	1078x286	90720L102▼▲◆◆00
≤22	56	7912	141	1342x286	90720L132▼▲◆◆00

ROFY 60 Sq

• For suspended version add current supply cable, suspension and ceiling rose. Please order separately.

*Replace the symbols to complete the code

Control gear ▼

HF	E
DALI	H

Colour ¹ ▲

□ White	W
■ Grey	G
■ Black	B
■ Sahara	0
■ Mist	1
■ Carbon	I
■ Autumn	L
■ Rusty chain	R
■ Jungle	N
■ Golden eye	D

Emergency ●

No EM	0
EM 3h (K3) ²	3




Colour temp. ◆

3000K	3
4000K	0
Tunable White	T

¹ See page 164.

² Prepared for emergency remote control. Only available for the L550x550, L814, L1078 and L1342 mm versions.

02. Select options

OPTIONS	Code*
Suspension	
S11 L1500 mm (x4)	9129041
S11 L3000 mm (x4)	9129042
S11 L6000 mm (x4)	9129043
Transparent current supply cable	
L1500 mm - 3 x 0,75 mm ²	940400
L1500 mm - 5 x 0,75 mm ²	940500
L1500 mm - 7 x 0,75 mm ²	940600
L3000 mm - 3 x 0,75 mm ²	940401
L3000 mm - 5 x 0,75 mm ²	940501
L3000 mm - 7 x 0,75 mm ²	940601
L6000 mm - 3 x 0,75 mm ²	940402
L6000 mm - 5 x 0,75 mm ²	940507
L6000 mm - 7 x 0,75 mm ²	940602
• For the DALI option with emergency unit and remote control add 2 current supply cables of 5 x 0,75 mm ² .	
Ceiling rose	
Surface mounted T25 45  100	978610♣
Surface mounted T29 (DALI+K3)	978611♣
Recessed T7  35  90	971400♣
Recessed T59 (DALI+K3)	971410♣
Low Output version	
• Under request.	

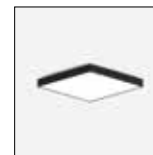


*Replace the symbols to complete the code

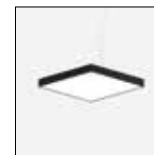
Colour	♣
□ White	W
■ Black	B




Product details



Ceiling surface application



Suspended application



Wall mounted



gCONTROL+ diffuser




LIGHT+ diffuser



Outer parallel suspension



Ceiling roses



ROFY 60 Sq D/I



Product characteristics

Body

Aluminium

Finish

Powder coated

Optical system

gCONTROL+ - Microprismatic diffuser
LIGHT+ - Opal diffuser

Light source

LED, RG1, CRI>80, MacAdam Step ≤3

LED lifetime

80.000h @ L90, B10, Ta 25°C

Control gear

LED driver 220-240V-50/60Hz included



230V/50Hz



IP 40

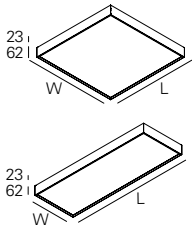
K 04

650°C

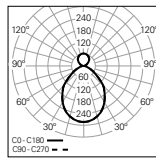
01. Select version



ROFY 60 Sq D/I

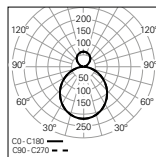


gCONTROL+ - Microprismatic diffuser (75%/25%)



UGR	W	lm output	lm/W	LxWmm	CODE*
≤16	18	2231	124	286x286	90714L286▼▲◆0◆00
≤19	60	7753	129	550x550	90714L550▼▲◆◆◆00
≤19	33	3967	120	550x286	90714L552▼▲◆0◆00
≤19	48	5963	124	814x286	90714L812▼▲◆◆◆00
≤19	60	7935	132	1078x286	90714L102▼▲◆◆◆00
≤19	75	9912	132	1342x286	90714L132▼▲◆◆◆00

LIGHT+ - Opal diffuser (75%/25%)



UGR	W	lm output	lm/W	LxWmm	CODE*
≤22	18	2325	129	286x286	90716L286▼▲◆0◆00
≤22	60	8081	135	550x550	90716L550▼▲◆◆◆00
≤22	33	4135	125	550x286	90716L552▼▲◆0◆00
≤22	48	6215	129	814x286	90716L812▼▲◆◆◆00
≤22	60	8270	138	1078x286	90716L102▼▲◆◆◆00
≤22	75	10330	138	1342x286	90716L132▼▲◆◆◆00

ROFY 60 Sq D/I

- To complete the product add current supply cable, suspension and ceiling rose. Please order separately.
- In order to guarantee total light uniformity on the ceiling in the suspended version, installation must be carried out at a minimum distance of 500 mm.

*Replace the symbols to complete the code

Control gear

HF	E
DALI	H
HF+CD ¹	Q
SWD+CD ²	Y

Colour³

White	W
Grey	G
Black	B
Sahara	0
Mist	1
Carbon	I
Autumn	L
Rusty chain	R
Jungle	N
Golden eye	D

Emergency

No EM	0
EM 3h (K3) ⁴	3

Colour temp.

3000K	3
4000K	0
Tunable White	T




¹ HF + Double circuit.

² SwitchDIM + Double circuit.

³ See page 164.

⁴ Prepared for emergency remote control. Only available for the L550x550, L814, L1078 and L1342 mm versions.

02. Select options

OPTIONS	Code*
Suspension	
S11 L1500 mm (x4)	9129041
S11 L3000 mm (x4)	9129042
S11 L6000 mm (x4)	9129043
Transparent current supply cable	
L1500 mm - 3 x 0,75 mm ²	940400
L1500 mm - 5 x 0,75 mm ²	940500
L1500 mm - 7 x 0,75 mm ²	940600
L3000 mm - 3 x 0,75 mm ²	940401
L3000 mm - 5 x 0,75 mm ²	940501
L3000 mm - 7 x 0,75 mm ²	940601
L6000 mm - 3 x 0,75 mm ²	940402
L6000 mm - 5 x 0,75 mm ²	940507
L6000 mm - 7 x 0,75 mm ²	940602
<ul style="list-style-type: none"> • For the DALI option with emergency unit and remote control add 2 current supply cables of 5 x 0,75 mm². 	
Ceiling rose	
Surface mounted T25 45  100	978610▲
Surface mounted T29 (DALI+K3)	978611▲
Recessed T7  Ø70 35  90	971400▲
Recessed T59 (DALI+K3)	971410▲
Low Output version	
<ul style="list-style-type: none"> • Under request. 	



*Replace the symbols to complete the code

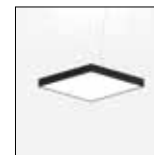
Colour	▲
□ White	W
■ Black	B




Product details



Ceiling surface application



Suspended application



Wall mounted



Indirect light



gCONTROL+ diffuser



LIGHT+ diffuser



Outer parallel suspension



Ceiling roses





Architectural
lighting

OREO



OREO /C
214



OREO In
216



OREO Out
220



OREO V In
224



OREO V Out
228




OREO Linea Down
232

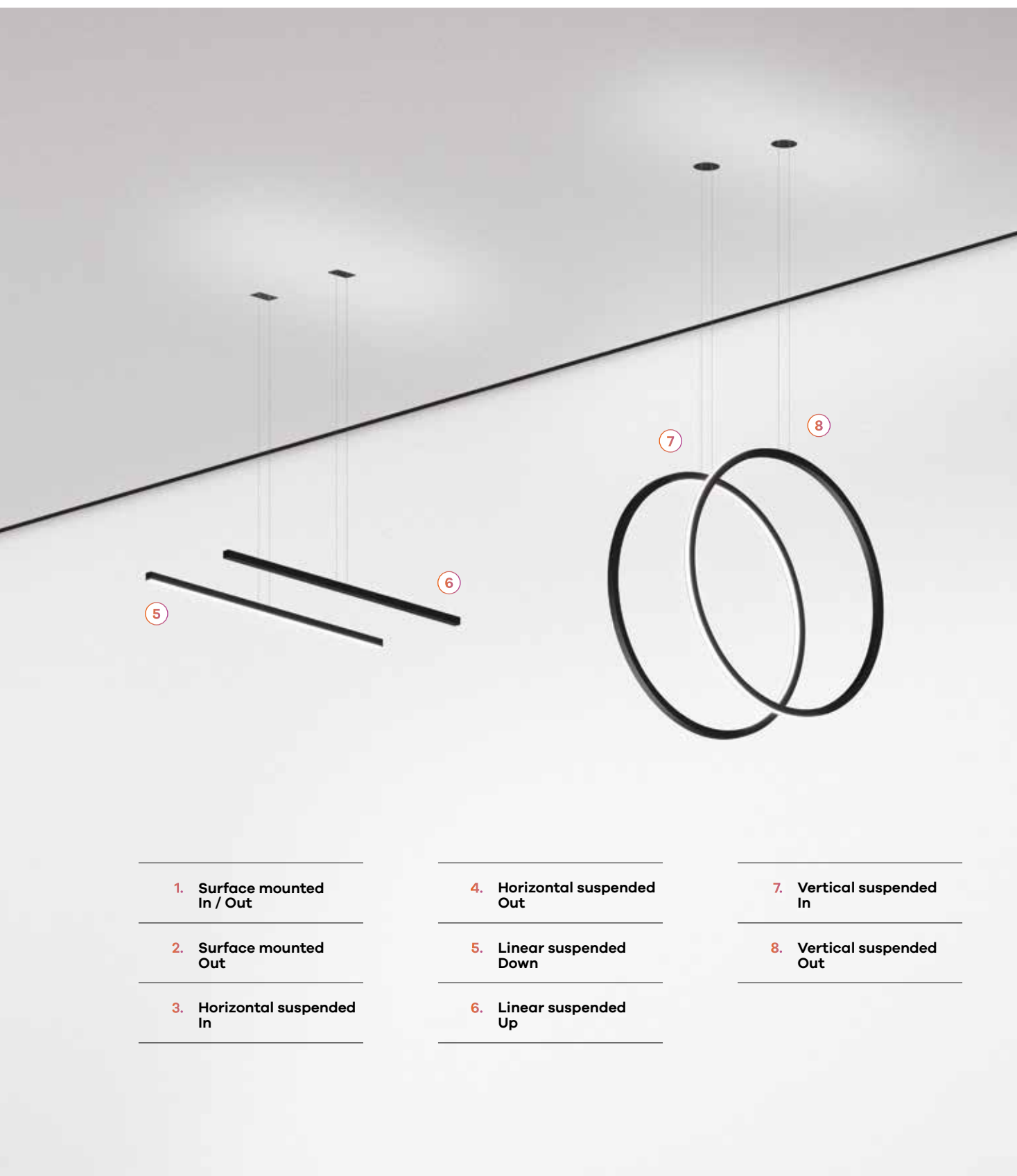


OREO Linea Up
236



Application types





-
- 1. Surface mounted
In / Out
-
- 2. Surface mounted
Out
-
- 3. Horizontal suspended
In
-

-
- 4. Horizontal suspended
Out
-
- 5. Linear suspended
Down
-
- 6. Linear suspended
Up
-

-
- 7. Vertical suspended
In
-
- 8. Vertical suspended
Out
-

Minimalism and technology



1. OmniaControl (VOICE & APP Tuya Smart)

Through the OmniaControl module installed in the luminaires and using voice control devices from Amazon Echo, Google Home or the Tuya Smart App, you can control all your smart lighting.

2. Body

Seamlessly welded aluminium profile, available in 12 colours.

3. LED

SDCM MacAdam ≤ 3 , 2700K / 3000K colour temperature, CRI > 90 and 60.000h lifetime L80 B10.

4. Tunable White e RGB White

Tunable White versions available with a white light spectrum from 3000K to 5700K. The RGB White versions are also available.

5. bLINE

High-tech clip-in optical system with opal diffuser (bLINE) for high visual comfort lighting.

6. The suspensions are also the current supply cable


The suspensions with a standard length of 1500 mm also work as a power supply cable, providing a "cleaner" look to your space.

7. Ceiling rose

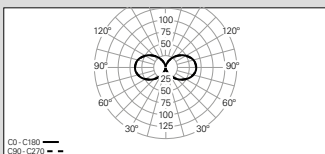
Trimless recessed, recessed with trim or surface-mounted ceiling roses available in white or black colour.

Optical system

ARCHITECTURAL
LIGHTING







5. bLINE



Define your colour

ARCHITECTURAL
LIGHTING





OREO /C



Product characteristics

Body

Aluminium

**Finish**

Powder coated

**Optical system**

bLINE - Opal diffuser

Light source

LED, RG1, CRI>90, MacAdam Step ≤ 3

**LED lifetime**

60.000h @ L80, B10, Ta 25°C

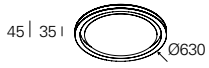
Control gear

LED driver 220-240V-50/60Hz included

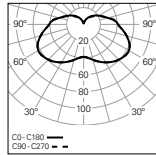
01. Select version



OREO /C



In/Out | bLINE - Opal diffuser



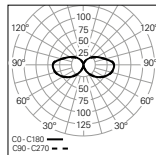
W
51

lm
output
1697

lm/W
33

CODE*
90423L630▼▲0●00

Out | bLINE - Opal diffuser



W
31

lm
output
1100

lm/W
35

CODE*
90422L630▼▲0●00

*Replace the symbols to complete the code

Control gear ▼

HF	E
DALI	H
SwitchDIM ¹	O
OC	T

Colour² ▲

<input type="checkbox"/> White	W
<input type="checkbox"/> Grey	G
<input type="checkbox"/> Black	B
<input type="checkbox"/> Sahara	0
<input type="checkbox"/> Mist	1
<input type="checkbox"/> Carbon	I
<input type="checkbox"/> Autumn	L
<input type="checkbox"/> Rusty chain	R
<input type="checkbox"/> Jungle	N
<input type="checkbox"/> Golden eye	D
<input type="checkbox"/> Old rose	5
<input type="checkbox"/> Copper	7

Colour temp. ●

2700K	2
3000K	3
4000K	0
Tunable White ³	T
RGB White ⁴	R



Product details



bLINE diffuser



Clip-in diffuser

¹ Only available for In/Out versions of 2700K, 3000K or 4000K.

² See page 212.

³ Tunable White (3000K - 5700K). Only available with OC OmniaControl Driver.

⁴ RGB White (2700K). Only available with OC OmniaControl Driver.

OREO In



Product characteristics

Body

Aluminium

Finish

Powder coated

Optical system

bLINE - Opal diffuser

Light source

LED, RG1, CRI>90, MacAdam Step ≤ 3

LED lifetime

60.000h @ L80, B10, Ta 25°C

Control gear

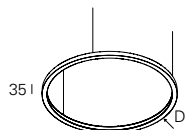
Not included



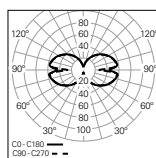
01. Select version



OREO In



bLINE - Opal diffuser



W	lm output	lm/W	Dmm	CODE*
26	1378	53	Ø650	90400L6500▲0◆00
38	2067	54	Ø970	90400L9700▲0◆00
50	2687	54	Ø1255	90400L1250▲0◆00
61	3307	54	Ø1540	90400L1540▲0◆00
78	4203	54	Ø1955	90400L1950▲0◆00

*Replace the symbols to complete the code

Colour ¹	Symbol
White	W
Grey	G
Black	B
Sahara	0
Mist	1
Carbon	I
Autumn	L
Rusty chain	R
Jungle	N
Golden eye	D
Old rose	5
Copper	7

OREO In

- Current supply cable/suspension with 1500 mm included.
- To complete the product add ceiling rose. Please order separately.
- For RGB White versions, the product must include a transparent current supply cable.

Colour temp.	Symbol
2700K	2
3000K	3
4000K	0
Tunable White ²	T
RGB White ³	R

¹ See page 212.

² Tunable White (3000K - 5700K). Only available with ceiling rose TW + OmniaControl.

³ RGB White (2700K). Only available with ceiling rose RGB White + OmniaControl.

02. Select ceiling rose






Trimless




50 l  Ø120

 Ø128




HF

	CODE*
Ø650	975800 
Ø970, Ø1255	975801 
Ø1540, Ø1955	975803 





DALI

	CODE*
Ø650	975900 
Ø970, Ø1255	975901 
Ø1540, Ø1955	975903 





OmniaControl

	CODE*
Ø650	976000 
Ø970, Ø1255	976001 
Ø1540, Ø1955	976003 

RGB White + OmniaControl

	CODE*
Ø650, Ø970	976005 
Ø1255	976007 
Ø1540	976008 
Ø1955	976009 

Tunable White + OmniaControl




	CODE*
Ø650, Ø970	976010 
Ø1255	976012 
Ø1540	976013 
Ø1955	976014 

Recessed




82 l  Ø150

 Ø128




HF

	CODE*
Ø650	975500 
Ø970, Ø1255	975501 
Ø1540, Ø1955	975503 





DALI

	CODE*
Ø650	975600 
Ø970, Ø1255	975601 
Ø1540, Ø1955	975603 





OmniaControl

	CODE*
Ø650	975700 
Ø970, Ø1255	975701 
Ø1540, Ø1955	975703 

RGB White + OmniaControl

	CODE*
Ø650, Ø970	975705 
Ø1255	975707 
Ø1540	975708 
Ø1955	975709 




Tunable White + OmniaControl

	CODE*
Ø650, Ø970	975710 
Ø1255	975712 
Ø1540	975713 
Ø1955	975714 




Surface mounted

41,5 l  Ø400




HF

	CODE*
Ø650	975200 
Ø970, Ø1255	975201 
Ø1540, Ø1955	975203 





DALI

	CODE*
Ø650	975300 
Ø970, Ø1255	975301 
Ø1540, Ø1955	975303 





OmniaControl

	CODE*
Ø650	975400 
Ø970, Ø1255	975401 
Ø1540, Ø1955	975403 

RGB White + OmniaControl

	CODE*
Ø650, Ø970	975405 
Ø1255	975407 
Ø1540	975408 
Ø1955	975409 

Tunable White + OmniaControl

	CODE*
Ø650, Ø970	975410 
Ø1255	975412 
Ø1540	975413 
Ø1955	975414 

*Replace the symbols to complete the code

Colour 
 White **W**
 Black **B**

CEILING ROSE

- Control gear included in the ceiling rose.
- The trimless recessed ceiling rose is class III.
- The surface ceiling rose is class I.

Product details



bLINE diffuser



Clip-in diffuser



Trimless recessed ceiling rose



Recessed ceiling rose



Surface ceiling rose



Photo: Pedro Sampayo Ribeiro

OREO Out



Product characteristics

Body

Aluminium

Finish

Powder coated

Optical system

bLINE - Opal diffuser

Light source

LED, RG1, CRI>90, MacAdam Step ≤ 3

LED lifetime

60.000h @ L80, B10, Ta 25°C

Control gear

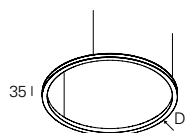
Not included



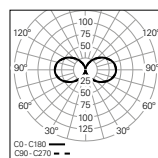
01. Select version



OREO Out



bLINE - Opal diffuser



W	lm output	lm/W	Dmm	CODE*
23	1310	57	Ø630	90401L6300▲0◆00
36	2038	57	Ø950	90401L9500▲0◆00
49	2766	56	Ø1270	90401L1270▲0◆00
60	3422	57	Ø1555	90401L1550▲0◆00
77	4368	57	Ø1970	90401L1970▲0◆00

*Replace the symbols to complete the code

Colour ¹	Symbol	Code
White	□	W
Grey	■	G
Black	■	B
Sahara	■	0
Mist	■	1
Carbon	■	I
Autumn	■	L
Rusty chain	■	R
Jungle	■	N
Golden eye	■	D
Old rose	■	5
Copper	■	7

OREO Out

- Current supply cable/suspension with 1500 mm included.
- To complete the product add ceiling rose. Please order separately.
- For RGB White versions, the product must include a transparent current supply cable.

Colour temp.	Symbol	Code
2700K	◆	2
3000K	◆	3
4000K	◆	0
Tunable White ²	◆	T
RGB White ³	◆	R

¹ See page 212.

² Tunable White (3000K - 5700K). Only available with ceiling rose TW + OmniaControl.

³ RGB White (2700K). Only available with ceiling rose RGB White + OmniaControl.

02. Select ceiling rose






Trimless




50 l  Ø120

 Ø128




HF

	CODE*
Ø630	975800 
Ø950, Ø1270	975801 
Ø1555, Ø1970	975803 



DALI

	CODE*
Ø630	975900 
Ø950, Ø1270	975901 
Ø1555, Ø1970	975903 





OmniaControl

	CODE*
Ø630	976000 
Ø950, Ø1270	976001 
Ø1555, Ø1970	976003 

RGB White + OmniaControl

	CODE*
Ø630, Ø950	976005 
Ø1270	976007 
Ø1555	976008 
Ø1970	976009 

Tunable White + OmniaControl




	CODE*
Ø630, Ø950	976010 
Ø1270	976012 
Ø1555	976013 
Ø1970	976014 

Recessed




82 l  Ø150

 Ø128




HF

	CODE*
Ø630	975500 
Ø950, Ø1270	975501 
Ø1555, Ø1970	975503 





DALI

	CODE*
Ø630	975600 
Ø950, Ø1270	975601 
Ø1555, Ø1970	975603 





OmniaControl

	CODE*
Ø630	975700 
Ø950, Ø1270	975701 
Ø1555, Ø1970	975703 

RGB White + OmniaControl

	CODE*
Ø630, Ø950	975705 
Ø1270	975707 
Ø1555	975708 
Ø1970	975709 




Tunable White + OmniaControl

	CODE*
Ø630, Ø950	975710 
Ø1270	975712 
Ø1555	975713 
Ø1970	975714 




Surface mounted

41,5 l  Ø400




HF

	CODE*
Ø630	975200 
Ø950, Ø1270	975201 
Ø1555, Ø1970	975203 





DALI

	CODE*
Ø630	975300 
Ø950, Ø1270	975301 
Ø1555, Ø1970	975303 





OmniaControl

	CODE*
Ø630	975400 
Ø950, Ø1270	975401 
Ø1555, Ø1970	975403 


RGB White + OmniaControl

	CODE*
Ø630, Ø950	975405 
Ø1270	975407 
Ø1555	975408 
Ø1970	975409 

Tunable White + OmniaControl

	CODE*
Ø630, Ø950	975410 
Ø1270	975412 
Ø1555	975413 
Ø1970	975414 

*Replace the symbols to complete the code

Colour 
 White **W**
 Black **B**

CEILING ROSE

- Control gear included in the ceiling rose.
- The trimless recessed ceiling rose is class III.
- The surface ceiling rose is class I.

Product details



bLINE diffuser



Clip-in diffuser




Trimless recessed ceiling rose



Recessed ceiling rose



Surface ceiling rose



OREO V In



Product characteristics

Body

Aluminium

Finish

Powder coated

Optical system

bLINE - Opal diffuser

Light source

LED, RG1, CRI>90, MacAdam Step ≤ 3

LED lifetime

60.000h @ L80, B10, Ta 25°C

Control gear

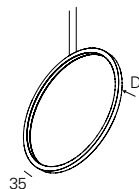
Not included



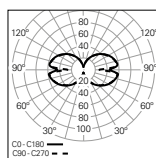
01. Select version



OREOV In



bLINE - Opal diffuser



W	lm output	lm/W	Dmm	CODE*
26	1378	53	Ø650	90425L6500▲0◆00
38	2067	54	Ø970	90425L9700▲0◆00
50	2687	54	Ø1255	90425L1250▲0◆00
61	3307	54	Ø1540	90425L1540▲0◆00
78	4203	54	Ø1955	90425L1950▲0◆00

*Replace the symbols to complete the code

Colour ¹	Symbol
White	W
Grey	G
Black	B
Sahara	0
Mist	1
Carbon	I
Autumn	L
Rusty chain	R
Jungle	N
Golden eye	D
Old rose	5
Copper	7

OREOV In

- Current supply cable/suspension with 1500 mm included.
- To complete the product add ceiling rose. Please order separately.
- For Ø1540 and Ø1955 mm versions, the product must include a transparent power cable.
- For Tunable White and RGB White versions, the product must include a transparent current supply cable.

Colour temp.	Symbol
2700K	2
3000K	3
4000K	0
Tunable White ²	T
RGB White ³	R

¹ See page 212.

² Tunable White (3000K - 5700K). Only available with ceiling rose TW + OmniaControl.

³ RGB White (2700K). Only available with ceiling rose RGB White + OmniaControl.

02. Select ceiling rose



Trimless

50 | Ø120

Ø128

HF

	CODE*
Ø650	976700
Ø970, Ø1255	976701
Ø1540, Ø1955	976703

DALI

	CODE*
Ø650	976800
Ø970, Ø1255	976801
Ø1540, Ø1955	976803

OmniaControl

	CODE*
Ø650	976900
Ø970, Ø1255	976901
Ø1540, Ø1955	976903

RGB White + OmniaControl

	CODE*
Ø650, Ø970	976905
Ø1255, Ø1540	976907
Ø1955	976909

Tunable White + OmniaControl

	CODE*
Ø650, Ø970	976910
Ø1255, Ø1540	976912
Ø1955	976914

Recessed

82 | Ø150

Ø128

HF

	CODE*
Ø650	976400
Ø970, Ø1255	976401
Ø1540, Ø1955	976403

DALI

	CODE*
Ø650	976500
Ø970, Ø1255	976501
Ø1540, Ø1955	976503

OmniaControl

	CODE*
Ø650	976600
Ø970, Ø1255	976601
Ø1540, Ø1955	976603

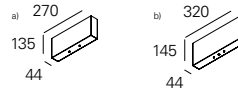
RGB White + OmniaControl

	CODE*
Ø650, Ø970	976605
Ø1255, Ø1540	976607
Ø1955	976609

Tunable White + OmniaControl

	CODE*
Ø650, Ø970	976610
Ø1255, Ø1540	976612
Ø1955	976614

Surface mounted



HF

	CODE*
Ø650 ^{a)}	976100
Ø970, Ø1255 ^{a)}	976101
Ø1540, Ø1955 ^{b)}	976103

DALI

	CODE*
Ø650 ^{a)}	976200
Ø970, Ø1255 ^{a)}	976201
Ø1540, Ø1955 ^{b)}	976203

OmniaControl

	CODE*
Ø650 ^{a)}	976300
Ø970, Ø1255 ^{a)}	976301
Ø1540, Ø1955 ^{b)}	976303

RGB White + OmniaControl

	CODE*
Ø650, Ø970 ^{a)}	976305
Ø1255 ^{a)}	976307
Ø1540 ^{b)}	976308
Ø1955 ^{b)}	976309

Tunable White + OmniaControl

	CODE*
Ø650, Ø970 ^{a)}	976310
Ø1255 ^{a)}	976312
Ø1540 ^{b)}	976313
Ø1955 ^{b)}	976314

*Replace the symbols to complete the code

Colour	
<input type="checkbox"/> White	W
<input type="checkbox"/> Black	B

CEILING ROSE

- Control gear included in the ceiling rose.
- The trimless recessed ceiling rose is class III.
- The surface ceiling rose is class I.


Product details



bLINE diffuser



Clip-in diffuser




Trimless recessed ceiling rose



Recessed ceiling rose



Surface ceiling rose



OREO V Out



Product characteristics

Body

Aluminium

Finish

Powder coated

Optical system

bLINE - Opal diffuser

Light source

LED, RG1, CRI>90, MacAdam Step ≤ 3

LED lifetime

60.000h @ L80, B10, Ta 25°C

Control gear

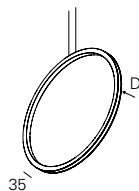
Not included



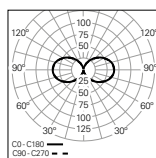
01. Select version



OREOV Out



bLINE - Opal diffuser



W	lm output	lm/W	Dmm	CODE*
22	1238	56	Ø630	90419L6300▲0♦00
35	1966	56	Ø950	90419L9500▲0♦00
47	2694	57	Ø1270	90419L1270▲0♦00
59	3349	57	Ø1555	90419L1550▲0♦00
76	4295	57	Ø1970	90419L1970▲0♦00

*Replace the symbols to complete the code

Colour ¹	Symbol
White	W
Grey	G
Black	B
Sahara	0
Mist	1
Carbon	I
Autumn	L
Rusty chain	R
Jungle	N
Golden eye	D
Old rose	5
Copper	7

OREOV Out

- Current supply cable/suspension with 1500 mm included.
- To complete the product add ceiling rose. Please order separately.
- For Ø1555 and Ø1970 mm versions, the product must include a transparent power cable.
- For Tunable White and RGB White versions, the product must include a transparent current supply cable.

Colour temp.	Symbol
2700K	2
3000K	3
4000K	0
Tunable White ²	T
RGB White ³	R

¹ See page 212.

² Tunable White (3000K - 5700K). Only available with ceiling rose TW + OmniaControl.

³ RGB White (2700K). Only available with ceiling rose RGB White + OmniaControl.

02. Select ceiling rose



Trimless

50 | | Ø120

Ø128

HF

	CODE*
Ø630	976700
Ø950, Ø1270	976701
Ø1555, Ø1970	976703

DALI

	CODE*
Ø630	976800
Ø950, Ø1270	976801
Ø1555, Ø1970	976803

OmniaControl

	CODE*
Ø630	976900
Ø950, Ø1270	976901
Ø1555, Ø1970	976903

RGB White + OmniaControl

	CODE*
Ø630, Ø950	976905
Ø1270, Ø1555	976907
Ø1970	976909

Tunable White + OmniaControl

	CODE*
Ø630, Ø950	976910
Ø1270, Ø1555	976912
Ø1970	976914

Recessed

82 | | Ø150

Ø128

HF

	CODE*
Ø630	976400
Ø950, Ø1270	976401
Ø1555, Ø1970	976403

DALI

	CODE*
Ø630	976500
Ø950, Ø1270	976501
Ø1555, Ø1970	976503

OmniaControl

	CODE*
Ø630	976600
Ø950, Ø1270	976601
Ø1555, Ø1970	976603

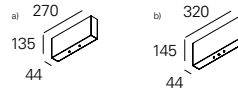
RGB White + OmniaControl

	CODE*
Ø630, Ø950	976605
Ø1270, Ø1555	976607
Ø1970	976609

Tunable White + OmniaControl

	CODE*
Ø630, Ø950	976610
Ø1270, Ø1555	976612
Ø1970	976614

Surface mounted



HF

	CODE*
Ø630 ^{a)}	976100
Ø950, Ø1270 ^{a)}	976101
Ø1555, Ø1970 ^{b)}	976103

DALI

	CODE*
Ø630 ^{a)}	976200
Ø950, Ø1270 ^{a)}	976201
Ø1555, Ø1970 ^{b)}	976203

OmniaControl

	CODE*
Ø630 ^{a)}	976300
Ø950, Ø1270 ^{a)}	976301
Ø1555, Ø1970 ^{b)}	976303

RGB White + OmniaControl

	CODE*
Ø630, Ø950 ^{a)}	976305
Ø1270 ^{a)}	976307
Ø1555 ^{b)}	976308
Ø1970 ^{b)}	976309

Tunable White + OmniaControl

	CODE*
Ø630, Ø950 ^{a)}	976310
Ø1270 ^{a)}	976312
Ø1555 ^{b)}	976313
Ø1970 ^{b)}	976314

*Replace the symbols to complete the code

Colour	
<input type="checkbox"/> White	W
<input type="checkbox"/> Black	B

CEILING ROSE

- Control gear included in the ceiling rose.
- The trimless recessed ceiling rose is class III.
- The surface ceiling rose is class I.


Product details




bLINE diffuser



Clip-in diffuser



Trimless recessed ceiling rose



Recessed ceiling rose



Surface ceiling rose



OREO Linea Down



Product characteristics

Body

Aluminium

Finish

Powder coated

Optical system

bLINE - Opal diffuser

Light source

LED, RG1, CRI>90, MacAdam Step ≤ 3

LED lifetime

60.000h @ L80, B10, Ta 25°C

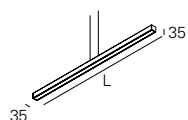
Control gear

Not included

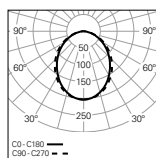


01. Select version

OREO Linea Down



bLINE - Opal diffuser



W	lm output	lm/W	Lmm	CODE*
13	637	49	1014	90420L1010♣0♦00
19	956	50	1514	90420L1510♣0♦00
26	1274	49	2014	90420L2010♣0♦00

OREO Linea Down

- Current supply cable/suspension with 1500 mm included.
- To complete the product add ceiling rose. Please order separately.
- For Tunable White and RGB White versions, the product must include a transparent current supply cable.



*Replace the symbols to complete the code

Colour ¹	♣
□ White	W
■ Grey	G
■ Black	B
■ Sahara	0
■ Mist	1
■ Carbon	I
■ Autumn	L
■ Rusty chain	R
■ Jungle	N
■ Golden eye	D
■ Old rose	5
■ Copper	7

Colour temp.	♦
2700K	2
3000K	3
4000K	0
Tunable White ²	T
RGB White ³	R

¹ See page 212.

² Tunable White (3000K - 5700K). Only available with ceiling rose TW + OmniaControl.

³ RGB White (2700K). Only available with ceiling rose RGB White + OmniaControl.

02. Select ceiling rose



Trimless



122x62

HF

CODE*

L1014, L1514, L2014 977600♣

Recessed



154x68

HF

CODE*

L1014, L1514, L2014 977300♣

Surface mounted



HF

CODE*

L1014, L1514, L2014 977900♣

*Replace the symbols to complete the code

Colour ♣
 White W
 Black B

DALI

CODE*

L1014, L1514, L2014 977700♣

DALI

CODE*

L1014, L1514, L2014 977400♣

DALI

CODE*

L1014, L1514, L2014 978000♣

OmniaControl

CODE*

L1014, L1514, L2014 977800♣

OmniaControl

CODE*

L1014, L1514, L2014 977500♣

OmniaControl

CODE*

L1014, L1514, L2014 978100♣

RGB White + OmniaControl

CODE*

L1014, L1514 977805♣
 L2014 977806♣

RGB White + OmniaControl

CODE*

L1014, L1514 977505♣
 L2014 977506♣

RGB White + OmniaControl

CODE*

L1014, L1514 978105♣
 L2014 978106♣

Tunable White + OmniaControl

CODE*

L1014, L1514 977810♣
 L2014 977811♣

Tunable White + OmniaControl

CODE*

L1014, L1514 977510♣
 L2014 977511♣

Tunable White + OmniaControl

CODE*

L1014, L1514 978110♣
 L2014 978111♣

CEILING ROSE


- Control gear included in the ceiling rose.
- The trimless recessed ceiling rose is class III.
- The surface ceiling rose is class I.



Product details



bLINE diffuser



Trimless recessed ceiling rose



Recessed ceiling rose



Surface ceiling rose



OREO Linea Up



Product characteristics

Body

Aluminium

Finish

Powder coated

Optical system

bLINE - Opal diffuser

Light source

LED, RG1, CRI>90, MacAdam Step ≤ 3

LED lifetime

60.000h @ L80, B10, Ta 25°C

Control gear

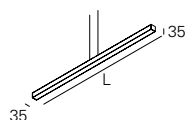
Not included



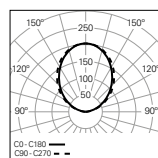
01. Select version



OREO Linea Up



bLINE - Opal diffuser



W	lm output	lm/W	Lmm	CODE*
12	573	48	1014	90399L1010▲0◆00
18	892	50	1514	90399L1510▲0◆00
24	1210	50	2014	90399L2010▲0◆00

*Replace the symbols to complete the code

Colour ¹	◆
□ White	W
■ Grey	G
■ Black	B
■ Sahara	0
■ Mist	1
■ Carbon	I
■ Autumn	L
■ Rusty chain	R
■ Jungle	N
■ Golden eye	D
■ Old rose	5
■ Copper	7

OREO Linea Up

- Current supply cable/suspension with 1500 mm included.
- To complete the product add ceiling rose. Please order separately.
- For Tunable White and RGB White versions, the product must include a transparent current supply cable.

Colour temp.	◆
2700K	2
3000K	3
4000K	0
Tunable White ²	T
RGB White ³	R

¹ See page 212.

² Tunable White (3000K - 5700K). Only available with ceiling rose TW + OmniaControl.

³ RGB White (2700K). Only available with ceiling rose RGB White + OmniaControl.

02. Select ceiling rose

Trimless



122x62

HF

CODE*
L1014, L1514, L2014 977600♣

DALI

CODE*
L1014, L1514, L2014 977700♣

OmniaControl

CODE*
L1014, L1514, L2014 977800♣

RGB White + OmniaControl

CODE*
L1014, L1514 977805♣
L2014 977806♣

Tunable White + OmniaControl

CODE*
L1014, L1514 977810♣
L2014 977811♣

Recessed



154x68

HF

CODE*
L1014, L1514, L2014 977300♣

DALI

CODE*
L1014, L1514, L2014 977400♣

OmniaControl

CODE*
L1014, L1514, L2014 977500♣

RGB White + OmniaControl

CODE*
L1014, L1514 977505♣
L2014 977506♣

Tunable White + OmniaControl

CODE*
L1014, L1514 977510♣
L2014 977511♣

Surface mounted



HF

CODE*
L1014, L1514, L2014 977900♣

DALI

CODE*
L1014, L1514, L2014 978000♣

OmniaControl

CODE*
L1014, L1514, L2014 978100♣

RGB White + OmniaControl

CODE*
L1014, L1514 978105♣
L2014 978106♣

Tunable White + OmniaControl

CODE*
L1014, L1514 978110♣
L2014 978111♣



*Replace the symbols to complete the code

Colour ♣
□ White W
■ Black B

CEILING ROSE


- Control gear included in the ceiling rose.
- The trimless recessed ceiling rose is class III.
- The surface ceiling rose is class I.



Product details



bLINE diffuser




Trimless recessed ceiling rose



Recessed ceiling rose



Surface ceiling rose





Architectural
lighting

GLAM



GLAM
248



GLAM S4
254



GLAM S8
258



GLAM /W E
264



GLAM /W
268




GLAM 48V
274



Application types





**1. Individual
or continuous line**

**2. Suspended
4 modules**

**3. Suspended
8 modules**

**4. Wall
recessed**

**5. Wall
surface mounted**

**6. Track system
48V**

Minimalism and technology



Scale 1:1

1. Body

Aluminium tube.
Available in suspended version with dimensions of 150, 300, 450 or 600 mm or a spot version with dimensions of 80, 150 or 300 mm and a recessed version with Ø59 mm.
12 colours available.



2. LED

SDCM MacAdam ≤ 3 , 2700K / 4000K colour temperature, CRI > 80 and 75.000h lifetime L90 B10.

3. LED fixation

4. Optical system

- 4.1 14° lens
- 4.2 47° lens
- 4.3 Oval lens

5. Decorative frame

The decorative trim with clip-in system supports the lens system and provides a minimalist, modern finish.

6. Current supply cable and fixation system



The fabric current supply cable 1500 mm is available in orange, black or brown.
Quick installations system.





Optical system





4.1. 14° lens



4.2. 47° lens



4.3. Oval lens




Define your colour

ARCHITECTURAL
LIGHTING





GLAM



Product characteristics

Body

Aluminium

Finish

Powder coated

Optical system

Lens

Light source

LED, RG1, CRI>80, MacAdam Step ≤ 3

LED lifetime

75.000h @ L90, B10, Ta 25°C

Control gear

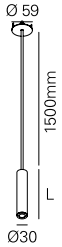
Not included



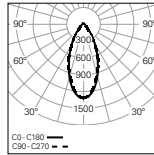
01. Select module



/S - Suspended



Lens (Not included)



UGR	W	lm output	lm/W	mA	Lmm	CODE*
≤19	2	228	114	700	150	90063L150E♣0♦00
≤19	2	228	114	700	300	90063L300E♣0♦00
≤19	2	228	114	700	450	90063L450E♣0♦00
≤19	2	228	114	700	600	90063L600E♣0♦00

*Replace the symbols to complete the code

Colour ¹	Symbol
White	W
Grey	G
Black	B
Sahara	0
Mist	1
Carbon	I
Autumn	L
Rusty chain	R
Jungle	N
Golden eye	D
Old rose	5
Copper	7

/S - Suspended

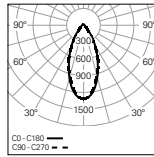
- To complete the product add optical system, current supply cable and ceiling rose. Please order separately.
- The technical data represent rated values for an 47° optic lens.
- The suspended module is Class III.

Colour temp.	Symbol
2700K	2
4000K	0

SPOT - Projector



Lens (Not included)



UGR	W	lm output	lm/W	mA	Lmm	Hmm	CODE*
≤19	2	228	114	700	80	12	90064L080E♣0♦00
≤19	2	228	114	700	150	197	90064L150E♣0♦00
≤19	2	228	114	700	300	371	90064L300E♣0♦00

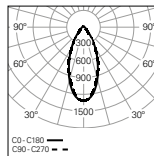
SPOT - Projector

- To complete the product add optical system and ceiling rose. Please order separately.
- The technical data represent rated values for an 47° optic lens.
- The SPOT - Projector module is class III.

/E - Recessed



Lens (Not included)



UGR	W	lm output	lm/W	mA	CODE*
≤19	2	228	114	700	90065L000E♣0♦00

/E - Recessed

- To complete the product add optical system and ceiling rose. Please order separately.
- The technical data represent rated values for an 47° optic lens.
- The recessed module is class III.

¹ See page 246.


02. Select ceiling rose



Trimless

Round - 1 LED modules

mA 700 **CODE*** 973301▲



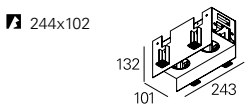
Square - 1 LED modules

mA 700 **CODE*** 973401▲



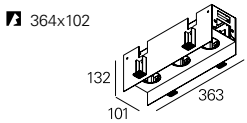
Rectangular - 2 LED modules

mA 700 **CODE*** 973402▲



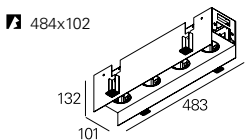
Rectangular - 3 LED modules

mA 700 **CODE*** 973403▲



Rectangular - 4 LED modules

mA 700 **CODE*** 973404▲



Recessed

Round - 1 LED modules

mA 700 **CODE*** 973801▲



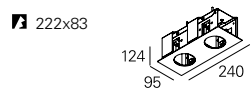
Square - 1 LED modules

mA 700 **CODE*** 973901▲



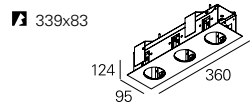
Rectangular - 2 LED modules

mA 700 **CODE*** 973902▲



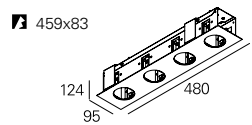
Rectangular - 3 LED modules

mA 700 **CODE*** 973903▲



Rectangular - 4 LED modules

mA 700 **CODE*** 973904▲



Surface mounted

Round - 1 LED modules

mA 700 **CODE*** 974301▲



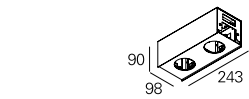
Square - 1 LED modules

mA 700 **CODE*** 974401▲



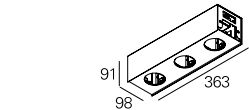
Rectangular - 2 LED modules

mA 700 **CODE*** 974402▲



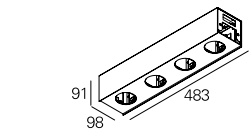
Rectangular - 3 LED modules

mA 700 **CODE*** 974403▲



Rectangular - 4 LED modules

mA 700 **CODE*** 974404▲








*Replace the symbols to complete the code

Colour ▲
 White W
 Black B

CEILING ROSE

- HF control gear included in the ceiling rose.
- 1 LED module versions are individual. Versions of 2, 3 and 4 LED modules can be individual or continuous line.
- Versions with 2, 3 and 4 LED modules do not include a start kit. To complete a line add start kit. Please order separately.
- The ceiling rose is class I.

03. Select options

OPTIONS		Code*
Optical system		
14° lens		926200
47° lens		926201
Oval lens		926202
Start kit - end cap start/end		
Trimless		922300▲
Recessed		922400▲
Surface mounted		922500▲
• Two end caps and screws included.		
Through-wiring		
L240 mm - 3 x 1,5 mm ²		945620
L360 mm - 3 x 1,5 mm ²		945621
L480 mm - 3 x 1,5 mm ²		945622
Body connector kit		
Recessed		931701
• Screws included.		
Trimless / Surface		931700
• Screws included.		
Blank cover		
White	 Ø 59	992700
Black		992702
Fabric current supply cable		
L1500 mm - Orange		941700
L1500 mm - Black		941800
L1500 mm - Brown		941900



*Replace the symbols to complete the code

Colour ▲
 White W
 Black B



Product details



Lenses 14°, 47° or oval



Lens fixation system



Light effect with 14° lens



Light effect with 47° lens




Light effect with oval lens



Fast fixation and connection



90° tilt + 355° rotation



Fabric current supply cable (3 colours)





GLAM S4



Product characteristics

Body

Aluminium

**Finish**

Powder coated

230V/50Hz

Optical system

Lens

**Light source**

LED, RG1, CRI>80, MacAdam Step ≤ 3

LED lifetime

75.000h @ L90, B10, Ta 25°C

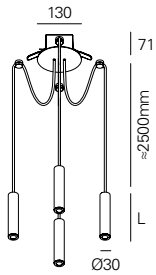
**Control gear**

LED driver 220-240V-50/60Hz included

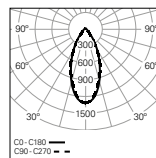
01. Select version



GLAM S4 /E



/E - Recessed ceiling rose | Lens (Not included)

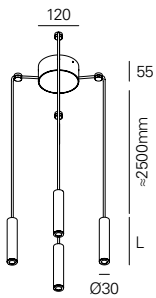


UGR	W	lm output	lm/W	Lmm	Ø	CODE*
≤19	11	912	83	150	Ø112	90098L150E♣0♦00
≤19	11	912	83	300	Ø112	90098L300E♣0♦00
≤19	11	912	83	450	Ø112	90098L450E♣0♦00
≤19	11	912	83	600	Ø112	90098L600E♣0♦00

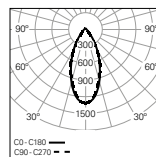
*Replace the symbols to complete the code

Colour ¹	Symbol
White	W
Grey	G
Black	B
Sahara	0
Mist	1
Carbon	I
Autumn	L
Rusty chain	R
Jungle	N
Golden eye	D
Old rose	5
Copper	7

GLAM S4 /C



/C - Surface mounted ceiling rose | Lens (Not included)



UGR	W	lm output	lm/W	Lmm	CODE*
≤19	11	912	83	150	90093L150E♣0♦00
≤19	11	912	83	300	90093L300E♣0♦00
≤19	11	912	83	450	90093L450E♣0♦00
≤19	11	912	83	600	90093L600E♣0♦00

Colour temp.	Symbol
2700K	2
4000K	0

GLAM S4 /E | GLAM S4 /C

- 4 transparent clips included.
- To complete the product add optical system and current supply cable. Please order separately.
- The technical data represent rated values for an 47° optic lens.
- Ceiling rose in the same colour as the product. Other colours available upon request.

¹ See page 246.

02. Select options

OPTIONS	Code
Optical system	
14° lens	926200
47° lens	926201
Oval lens	926202
<ul style="list-style-type: none"> To complete the product it is necessary to order 4 lenses. 	
Fixing system	
Transparent clip	926210
Fabric current supply cable	
L2500 mm - Orange	941701
L2500 mm - Black	941801
L2500 mm - Brown	941901
<ul style="list-style-type: none"> To complete the product add 4 current supply cables. Please order separately. 	

Product details



Lenses 14°, 47° or oval



Lens fixation system




Light effect with 14° lens



Light effect with 47° lens




Light effect with oval lens



Recessed ceiling rose



Surface ceiling rose



Fabric current supply cable (3 colours)



Transparent clip



GLAM S8



Product characteristics

Body

Aluminium

Finish

Powder coated

Optical system

Lens

Light source

LED, RG1, CRI>80, MacAdam Step ≤ 3

LED lifetime

75.000h @ L90, B10, Ta 25°C

Control gear

LED driver 220-240V-50/60Hz included



230V/50Hz



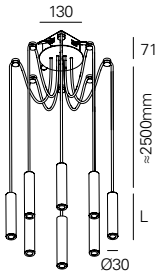
IP 20

650°C

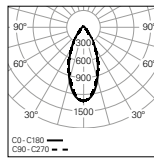
01. Select version



GLAM S8 /E



/E - Recessed ceiling rose | Lens (Not included)

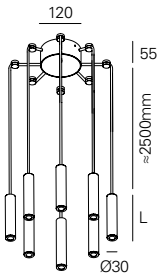


UGR	W	lm output	lm/W	Lmm	Ø	CODE*
≤19	20	1824	91	150	Ø112	90101L150E♣0♦00
≤19	20	1824	91	300	Ø112	90101L300E♣0♦00
≤19	20	1824	91	450	Ø112	90101L450E♣0♦00
≤19	20	1824	91	600	Ø112	90101L600E♣0♦00

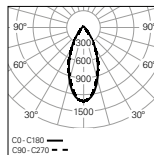
*Replace the symbols to complete the code

Colour ¹	Symbol
White	W
Grey	G
Black	B
Sahara	0
Mist	1
Carbon	I
Autumn	L
Rusty chain	R
Jungle	N
Golden eye	D
Old rose	5
Copper	7

GLAM S8 /C



/C - Surface mounted ceiling rose | Lens (Not included)



UGR	W	lm output	lm/W	Lmm	CODE*
≤19	20	1824	91	150	90099L150E♣0♦00
≤19	20	1824	91	300	90099L300E♣0♦00
≤19	20	1824	91	450	90099L450E♣0♦00
≤19	20	1824	91	600	90099L600E♣0♦00

Colour temp.	Symbol
2700K	2
4000K	0

GLAM S8 /E | GLAM S8 /C

- 8 transparent clips included.
- To complete the product add optical system and current supply cable. Please order separately.
- The technical data represent rated values for an 47° optic lens.
- Ceiling rose in the same colour as the product. Other colours available upon request.

¹ See page 246.

02. Select options

OPTIONS	Code
Optical system	
14° lens	926200
47° lens	926201
Oval lens	926202
• To complete the product it is necessary to order 8 lenses.	
Fixing system	
Transparent clip	926210
Fabric current supply cable	
L2500 mm - Orange	941701
L2500 mm - Black	941801
L2500 mm - Brown	941901
• To complete the product add 8 current supply cables. Please order separately.	

Product details



Lenses 14°, 47° or oval



Lens fixation system



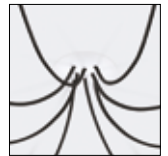
Light effect with 14° lens



Light effect with 47° lens




Light effect with oval lens



Recessed ceiling rose



Surface ceiling rose



Fabric current supply cable (3 colours)



Transparent clip



Wall versions



1. 90° tilt + 355° rotation

The product is 90° tiltable and 355° rotatable, which provides versatility to illuminate specific objects or areas.

2. ON/OFF sensor

It is available a version with ON/OFF sensor which provides more comfort.

3. USB

Thanks to the USB port you can charge your mobile device.





GLAM /W E



Product characteristics

Body

Aluminium

**Finish**

Powder coated

230V/50Hz

Optical system

Lens



IP 20

Light source

LED, RG1, CRI>80, MacAdam Step ≤ 3

LED lifetime

75.000h @ L90, B10, Ta 25°C

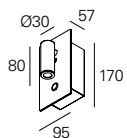
650°C

**Control gear**

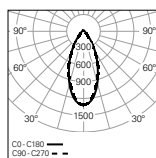
LED driver 220-240V-50/60Hz included

01. Select version

GLAM /W E



Lens (Not included)



UGR
≤19

W
5

lm
output
228

74x122

CODE*
90089L003E♣♣♣

GLAM /W E

- To complete the product add optical system. Please order separately.
- The technical data represent rated values for an 47° optic lens.



*Replace the symbols to complete the code

Colour ¹	♣
□ White	W
■ Grey	G
■ Black	B
■ Sahara	0
■ Mist	1
■ Carbon	I
■ Autumn	L
■ Rusty chain	R
■ Jungle	N
■ Golden eye	D
■ Old rose	5
■ Copper	7

Colour temp.	♦
2700K	2
4000K	0

Botão ON/OFF	♣
Standard ²	00
Sensor ³	56

¹ See page 246.

² Version with ON/OFF standard button.

³ Version with ON/OFF movement sensor.

02. Select options

OPTIONS	Code
Optical system	
14° lens	926200
47° lens	926201
Oval lens	926202

Product details



Lenses 14°, 47° or oval



Lens fixation system



Light effect with
14° lens



Light effect with
47° lens



Light effect with oval
lens



ON/OFF standard
button



ON/OFF sensor



GLAM /W



Product characteristics

Body

Aluminium

Finish

Powder coated

Optical system

Lens

Fonte de luz

LED, RG1, CRI>80, MacAdam Step ≤ 3

LED lifetime

75.000h @ L90, B10, Ta 25°C

Control gear

LED driver 220-240V-50/60Hz included



230V/50Hz

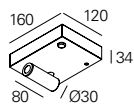


IP 20

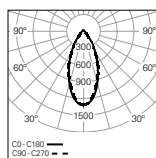
650°C

01. Select version

LEFT - Projector on the left side



Lens (Not included)



UGR
≤19

W
5

lm
output
228

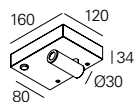
CODE*
90078L003E♣♣♣



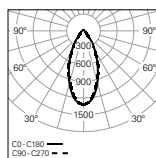
*Replace the symbols to complete the code

Colour ¹	♣
White	W
Grey	G
Black	B
Sahara	0
Mist	1
Carbon	I
Autumn	L
Rusty chain	R
Jungle	N
Golden eye	D
Old rose	5
Copper	7

RIGHT - Projector on the right side



Lens (Not included)



UGR
≤19

W
5

lm
output
228

CODE*
90070L003E♣♣♣

Colour temp.	♣
2700K	2
4000K	0

Botão ON/OFF	♣
Standard ²	00
USB ³	55
Sensor ⁴	56
Sensor + USB ⁵	57

LEFT | RIGHT

- To complete the product add optical system. Please order separately.
- The technical data represent rated values for an 47° optic lens.

¹ See page 246.

² Version with ON/OFF standard button.

³ Version with USB entrance.

⁴ Version with ON/OFF movement sensor.

⁵ Version with ON/OFF movement sensor and USB entrance.

02. Select options

OPTIONS	Code
Optical system	
14° lens	926200
47° lens	926201
Oval lens	926202

Product details



Lenses 14°, 47° or oval



Lens fixation system



Light effect with
14° lens



Light effect with
47° lens



Light effect with oval
lens



Version with ON/OFF
standard button.




USB port



ON/OFF sensor

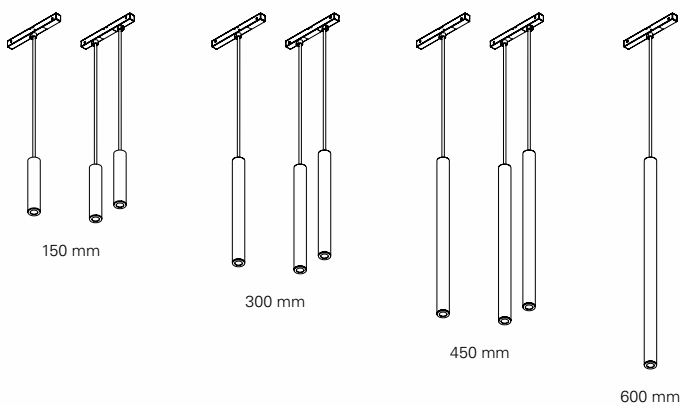


Track system version

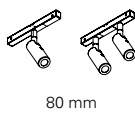


1. AVAILABLE MODULES

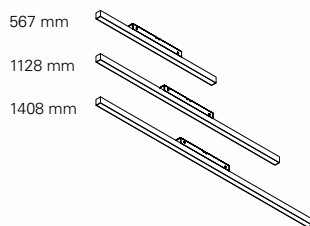
1.1 Suspended



1.2 SPOT - Projector

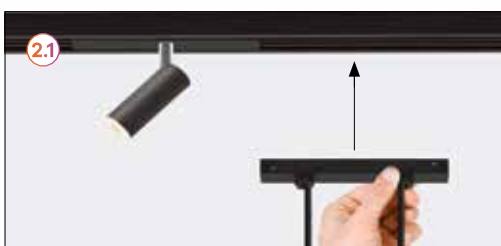


1.3 Linea



1.3

2. TRACK SYSTEM



2.1 Recessed



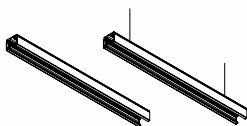
37x33 mm



2.2 Surface mounted or suspended



26x21 mm



1.1

GLAM 48V



Product characteristics

Body

Aluminium

Finish

Powder coated in black

Optical system

/S e Spot: Lens

Linea: bOPTICS - Symmetric reflector

Linea: bLINE - Opal diffuser

Light source

/S e Spot: LED, RG1, CRI>80,

MacAdam Step ≤3

Linea: LED, RG1, CRI>90, MacAdam Step ≤3

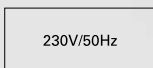
LED lifetime

/S e Spot: 75.000h @ L90, B10, Ta 25°C

Linea: 50.000h @ L90, B10, Ta 25°C

Control gear

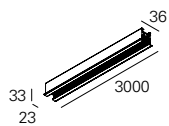
Not included



01. Select track system

TRACK SYSTEM 48V

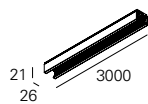
Recessed



 3000x27

CODE*
927801

Surface mounted or suspended



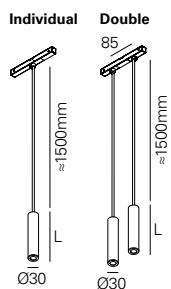
CODE*
927800

TRACK SYSTEM

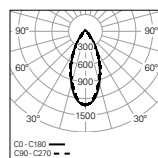
- To complete the product add control gear. Please order separately.
- Powder coated in black.
- The maximum distance between the transformer and the track is 10000 mm.

02. Select module

/S - Suspended



Lens (Not included)

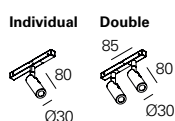


TYPE	UGR	W	lm output	lm/W	Lmm	CODE*
Individual	≤19	2	228	114	150	90835L150▼▲0◆00
Individual	≤19	2	228	114	300	90835L300▼▲0◆00
Individual	≤19	2	228	114	450	90835L450▼▲0◆00
Individual	≤19	2	228	114	600	90835L600▼▲0◆00
Double	≤19	4	456	114	150	90835L15D▼▲0◆00
Double	≤19	4	456	114	300	90835L30D▼▲0◆00
Double	≤19	4	456	114	450	90835L45D▼▲0◆00

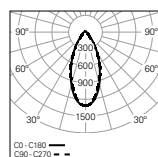
/S - Suspended

- Current supply cable in black fabric with 1500 mm included.
- To complete the product add optical system. Please order separately.
- The technical data represent rated values for a 47° optic lens.

SPOT - Projector



Lens (Not included)

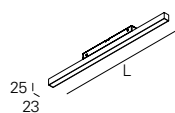


SPOT	UGR	W	lm output	lm/W	CODE*
Individual	≤19	2	228	114	90836L080▼▲0◆00
Double	≤19	4	456	114	90836L08D▼▲0◆00

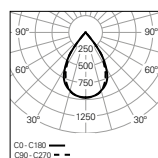
SPOT - Projector

- To complete the product add optical system. Please order separately.
- The technical data represent rated values for a 47° optic lens.

LINEA

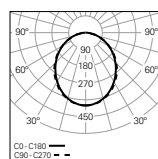


bOPTICS - Symmetric reflector



W	lm output	lm/W	Lmm	CODE*
11	867	79	567	90838L600▼00◆00
21	1734	83	1128	90838L120▼00◆00

bLINE - Opal diffuser



W	lm output	lm/W	Lmm	CODE*
11	1077	98	567	90837L600▼00◆00
23	2153	94	1128	90837L120▼00◆00
29	2692	93	1408	90837L150▼00◆00



*Replace the symbols to complete the code

Control gear	
HF	E
DALI	H

Colour ¹

□ White	W
■ Grey	G
■ Black	B
■ Sahara	0
■ Mist	1
■ Carbon	I
■ Autumn	L
■ Rusty chain	R
■ Jungle	N
■ Golden eye	D
■ Old rose	5
■ Copper	7

Colour temp.

2700K CRI>80 ²	2
4000K CRI>80 ²	0
2700K CRI>90	D
4000K CRI>90	A

03. Select options

OPTIONS	Code
Optical system	
14° lens	926200
47° lens	926201
Oval lens	926202
• To complete the double version products add 2 lenses. Please order separately.	
48V transformer	
75W power	965719
100W power	965720
150W power	965721
Power supply end piece	
HF / DALI	927850
Start kit - end cap start/end	
Recessed without hole (x1)	927810
Surface mounted without hole (x1)	927811
Surface mounted with hole (x1)	927812
• Screws included.	
Power supply connector piece	
HF / DALI	927860
Body connector for profile	
Recessed	927820
• Steel body connector.	
Surface mounted	927821
• Aluminium body connector.	
Fixation kit	
Recessed	927830
• Galvanized steel body connector.	
Suspension kit	
	927840
• 2 fixations and 2 suspensions included.	
Bespoke projects	
• Under request.	

Product details



Lenses 14°, 47° or oval



Lens fixation system



Light effect with 14° lens



Light effect with 47° lens



Light effect with oval lens



Modules with quick connection system



Trimless recessed track system



Surface mounted or suspended track system



/S - Suspended



SPOT - Projector



LINEA - bOPTICS




LINEA - bLINE







ELI 50



ELI 50 / E 1
284




ELI 50 / E 2
286




ELI 50 Sq / E 1
288



ELI 50 Sq / E 2
290



ELI 50
294




ELI 50 Sq
296



ELI 50 / C
300



ELI 50 Sq / C
302



ELI 50 / W
304




ELI 50 Sq / W
306




ELI 50 / W D/I
308




ELI 50 Sq / W D/I
310



ELI 50 Spot / E 1
314



ELI 50 Spot / E 2
316



ELI 50 Spot / C
318




ELI 50 Spot Track
320



Application types





1. Recessed

2. Surface

3. Suspended

4. Wall
Direct / Indirect

5. Wall

6. Track system

ELI 50 /E 1



Product characteristics

Body

Aluminium

**Finish**

Powder coated

**Optical system**

PB - Shiny reflector

Light source

LED, RG1, CRI>90, MacAdam Step ≤ 3

**LED lifetime**

60.000h @ L80, B10, Ta 25°C

Control gear

Not included

Ceiling thickness

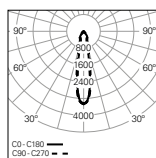
For ceilings between 1-25 mm

01. Select version

ELI 50 / E 1

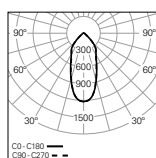


PB - Shiny reflector - 20°



W	lm output	lm/W	mA	Φ	CODE*
5	747	149	150	Ø65	90695L0010▲0♦20
9	1168	130	250	Ø65	90694L0010▲0♦20

PB - Shiny reflector - 50°



W	lm output	lm/W	mA	Φ	CODE*
5	724	145	150	Ø65	90695L0010▲0♦50
9	1144	127	250	Ø65	90694L0010▲0♦50



*Replace the symbols to complete the code

Colour ▲
 White W
 Black B

Colour temp. ♦
 3000K 3
 4000K 0

ELI 50 / E 1

• To complete the product add the control gear. Please order separately.

02. Select options

OPTIONS Code

Control gear HF

Driver 6,3W 10-42V 150mA HF 900000E
 Driver 10,5W 10-42V 250mA HF 900002E

Control gear dimmable DALI

Driver 7,8W 09-52V 150mA DALI+ PUSH 900100H
 Driver 13W 09-52V 250mA DALI+ PUSH 900102H

Steel safety cable

L1500 mm 955010

ELI 50 / E 2



Product characteristics

Body

Aluminium

**Finish**

Powder coated

**Optical system**

PB - Shiny reflector

Light source

LED, RG1, CRI>90, MacAdam Step ≤ 3

**LED lifetime**

60.000h @ L80, B10, Ta 25°C

Control gear

Not included

Ceiling thickness

For ceilings between 1-25 mm

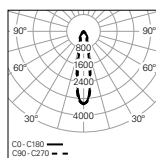
01. Select version



ELI 50 / E 2

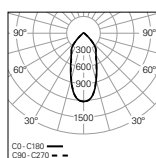


PB - Shiny reflector - 20°



W	lm output	lm/W	mA	Ø	CODE*
10	1494	149	300	Ø60X120	90695L0020▲0◆20
17	2336	137	500	Ø60X120	90694L0020▲0◆20

PB - Shiny reflector - 50°



W	lm output	lm/W	mA	Ø	CODE*
10	1448	145	300	Ø60X120	90695L0020▲0◆50
17	2288	135	500	Ø60X120	90694L0020▲0◆50

*Replace the symbols to complete the code

Colour	Symbol
White	W
Black	B

Colour temp.	Symbol
3000K	3
4000K	0

ELI 50 / E 2

• To complete the product add the control gear. Please order separately.

02. Select options

OPTIONS Code

Control gear HF

Driver 12,6W 10-42V 300mA HF	900003E
Driver 21W 10-42V 500mA HF	900007E

Control gear dimmable DALI

Driver 15,6W 09-52V 300mA DALI+ PUSH	900103H
Driver 26W 09-52V 500mA DALI+ PUSH	900107H

Steel safety cable

L1500 mm	955010
----------	--------

ELI 50 Sq /E 1



Product characteristics

Body

Aluminium

**Finish**

Powder coated

**Optical system**

PB - Shiny reflector

Light source

LED, RG1, CRI>90, MacAdam Step ≤ 3

**LED lifetime**

60.000h @ L80, B10, Ta 25°C

Control gear

Not included

Ceiling thickness

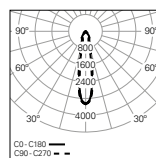
For ceilings between 1-25 mm

01. Select version

ELI 50 Sq / E 1

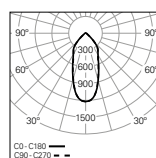


PB - Shiny reflector - 20°



W	lm output	lm/W	mA	Ø	CODE*
5	747	149	150	Ø65	90697L0010▲0♦20
9	1168	130	250	Ø65	90696L0010▲0♦20

PB - Shiny reflector - 50°



W	lm output	lm/W	mA	Ø	CODE*
5	724	145	150	Ø65	90697L0010▲0♦50
9	1144	127	250	Ø65	90696L0010▲0♦50



*Replace the symbols to complete the code

Colour	Symbol
White	W
Black	B

Colour temp.	Symbol
3000K	3
4000K	0

ELI 50 Sq / E 1

• To complete the product add the control gear. Please order separately.

02. Select options

OPTIONS Code

Control gear HF

Driver 6,3W 10-42V 150mA HF	900000E
Driver 10,5W 10-42V 250mA HF	900002E

Control gear dimmable DALI

Driver 7,8W 09-52V 150mA DALI+ PUSH	900100H
Driver 13W 09-52V 250mA DALI+ PUSH	900102H

Steel safety cable

L1500 mm	955010
----------	--------

ELI 50 Sq /E 2



Product characteristics

Body

Aluminium

Finish

Powder coated

Optical system

PB - Shiny reflector

Light source

LED, RG1, CRI>90, MacAdam Step ≤ 3

LED lifetime

60.000h @ L80, B10, Ta 25°C

Control gear

Not included

Ceiling thickness

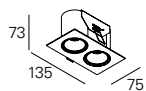
For ceilings between 1-25 mm



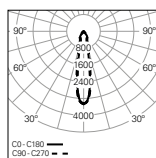
01. Select version



ELI 50 Sq / E 2

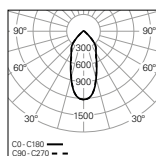


PB - Shiny reflector - 20°



W	lm output	lm/W	mA	Ø	CODE*
10	1494	149	300	Ø60X120	90697L0020▲0◆20
17	2336	137	500	Ø60X120	90696L0020▲0◆20

PB - Shiny reflector - 50°



W	lm output	lm/W	mA	Ø	CODE*
10	1448	145	300	Ø60X120	90697L0020▲0◆50
17	2288	135	500	Ø60X120	90696L0020▲0◆50

*Replace the symbols to complete the code

Colour	Symbol
White	W
Black	B

Colour temp.	Symbol
3000K	3
4000K	0

ELI 50 Sq / E 2

• To complete the product add the control gear. Please order separately.

02. Select options

OPTIONS Code

Control gear HF

Driver 12,6W 10-42V 300mA HF	900003E
Driver 21W 10-42V 500mA HF	900007E

Control gear dimmable DALI

Driver 15,6W 09-52V 300mA DALI+ PUSH	900103H
Driver 26W 09-52V 500mA DALI+ PUSH	900107H

Steel safety cable

L1500 mm	955010
----------	--------





ELI 50



Product characteristics

Body

Aluminium

**Finish**

Powder coated

230V/50Hz

Optical system

PB - Shiny reflector



IP 20

Light source

LED, RG1, CRI>90, MacAdam Step ≤ 3

LED lifetime

60.000h @ L80, B10, Ta 25°C

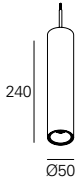
650°C

Control gear

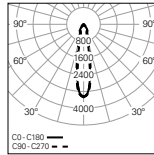
LED driver 220-240V-50/60Hz included

01. Select version

ELI 50

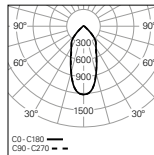


PB - Shiny reflector - 20°



W	lm output	lm/W	CODE*
7	747	107	90679L240▼▲0◆20
11	1168	106	90678L240▼▲0◆20

PB - Shiny reflector - 50°



W	lm output	lm/W	CODE*
7	724	103	90679L240▼▲0◆50
11	1144	104	90678L240▼▲0◆50



*Replace the symbols to complete the code

Control gear	
HF	E
DALI	H

Colour	
□ White	W
■ Black	B

Colour temp.	
3000K	3
4000K	0

ELI 50

• To complete the product add the current supply cable and the ceiling rose. Please order separately.

02. Select options

OPTIONS Code*

Transparent current supply cable

L1500 mm - 3 x 0,75 mm ²	940400
L1500 mm - 5 x 0,75 mm ²	940500
L3000 mm - 3 x 0,75 mm ²	940401
L3000 mm - 5 x 0,75 mm ²	940501
L6000 mm - 3 x 0,75 mm ²	940402
L6000 mm - 5 x 0,75 mm ²	940507

Round ceiling rose

Surface T41 D50	45 Ø50	978805▲
Recessed T42 D50	Ø40 32 Ø50	978804▲



*Replace the symbols to complete the code

Colour	
□ White	W
■ Black	B



Product details



Ceiling rose

ELI 50 Sq



Product characteristics

Body

Aluminium

**Finish**

Powder coated

230V/50Hz

Optical system

PB - Shiny reflector



IP 20

Light source

LED, RG1, CRI>90, MacAdam Step ≤ 3

LED lifetime

60.000h @ L80, B10, Ta 25°C

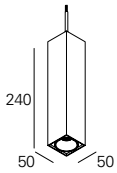
650°C

Control gear

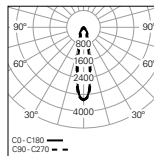
LED driver 220-240V-50/60Hz included

01. Select version

ELI 50 Sq

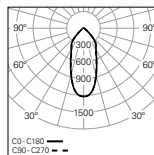


PB - Shiny reflector - 20°



W	lm output	lm/W	CODE*
7	747	107	90687L240▼▲0◆20
11	1168	106	90686L240▼▲0◆20

PB - Shiny reflector - 50°



W	lm output	lm/W	CODE*
7	724	103	90687L240▼▲0◆50
11	1144	104	90686L240▼▲0◆50



*Replace the symbols to complete the code

Control gear	
HF	E
DALI	H

Colour	
□ White	W
■ Black	B

Colour temp.	
3000K	3
4000K	0

ELI 50 Sq

• To complete the product add the current supply cable and the ceiling rose. Please order separately.

02. Select options



OPTIONS Code*

Transparent current supply cable

L1500 mm - 3 x 0,75 mm ²	940400
L1500 mm - 5 x 0,75 mm ²	940500
L3000 mm - 3 x 0,75 mm ²	940401
L3000 mm - 5 x 0,75 mm ²	940501
L6000 mm - 3 x 0,75 mm ²	940402
L6000 mm - 5 x 0,75 mm ²	940507

Square ceiling rose

Surface T46 Q50	47 50	978807▲
Recessed T47 Q50	Ø40 32 50	978808▲

*Replace the symbols to complete the code

Colour	
□ White	W
■ Black	B




Product details



Ceiling rose





ELI 50 /C



Product characteristics

Body

Aluminium

**Finish**

Powder coated

230V/50Hz

Optical system

PB - Shiny reflector



IP 20

Light source

LED, RG1, CRI>90, MacAdam Step ≤ 3

LED lifetime

60.000h @ L80, B10, Ta 25°C

650°C

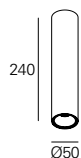
Control gear

LED driver 220-240V-50/60Hz included

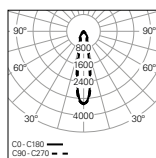
01. Select version



ELI 50 / C



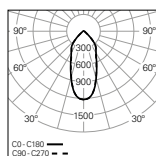
PB - Shiny reflector - 20°



W	lm output	lm/W	CODE*
7	747	107	90681L240▼▲0◆20
11	1168	106	90680L240▼▲0◆20

CO-C180 —
C90-C270 - -

PB - Shiny reflector - 50°



W	lm output	lm/W	CODE*
7	724	103	90681L240▼▲0◆50
11	1144	104	90680L240▼▲0◆50

CO-C180 —
C90-C270 - -

*Replace the symbols to complete the code

Control gear ▼
HF E
DALI H

Colour ▲
□ White W
■ Black B

Colour temp. ◆
3000K 3
4000K 0

ELI 50 Sq /C



Product characteristics

Body

Aluminium

Finish

Powder coated

Optical system

PB - Shiny reflector

Light source

LED, RG1, CRI>90, MacAdam Step ≤ 3

LED lifetime

60.000h @ L80, B10, Ta 25°C

Control gear

LED driver 220-240V-50/60Hz included



230V/50Hz



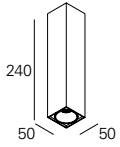
IP 20

650°C

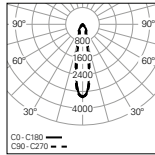
01. Select version



ELI 50 Sq /C



PB - Shiny reflector - 20°



W
7
11

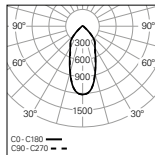
lm output
747
1168

lm/W
107
106

CODE*
90689L240▼▲0◆20
90688L240▼▲0◆20

CO-C180 —
C90-C270 - -

PB - Shiny reflector - 50°



W
7
11

lm output
724
1144

lm/W
103
104

CODE*
90689L240▼▲0◆50
90688L240▼▲0◆50

CO-C180 —
C90-C270 - -

*Replace the symbols to complete the code

Control gear ▼
HF E
DALI H

Colour ▲
□ White W
■ Black B

Colour temp. ◆
3000K 3
4000K 0

ELI 50 /W



Product characteristics

Body

Aluminium



Finish

Powder coated

230V/50Hz

Optical system

PB - Shiny reflector



IP 20

Light source

LED, RG1, CRI>90, MacAdam Step ≤ 3

LED lifetime

60.000h @ L80, B10, Ta 25°C

650°C

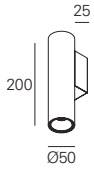
Control gear

LED driver 220-240V-50/60Hz included

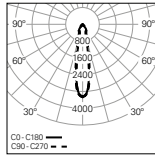
01. Select version



ELI 50 /W

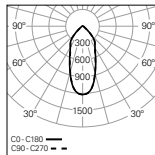


PB - Shiny reflector - 20°



W	lm output	lm/W	CODE*
7	747	107	90683L200▼▲0◆20
11	1168	106	90682L200▼▲0◆20

PB - Shiny reflector - 50°



W	lm output	lm/W	CODE*
7	724	103	90683L200▼▲0◆50
11	1144	104	90682L200▼▲0◆50

*Replace the symbols to complete the code

Control gear ▼

HF	E
DALI	H

Colour ▲

□ White	W
■ Black	B

Colour temp. ◆

3000K	3
4000K	0

ELI 50 Sq /W



Product characteristics

Body

Aluminium

Finish

Powder coated

Optical system

PB - Shiny reflector

Light source

LED, RG1, CRI>90, MacAdam Step ≤ 3

LED lifetime

60.000h @ L80, B10, Ta 25°C

Control gear

LED driver 220-240V-50/60Hz included



230V/50Hz



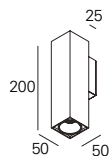
IP 20

650°C

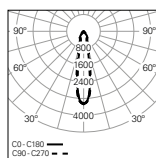
01. Select version



ELI 50 Sq /W



PB - Shiny reflector - 20°



W
7
11

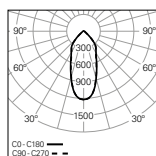
lm output
747
1168

lm/W
107
106

CODE*
90691L200▼▲0◆20
90690L200▼▲0◆20

CO-C180 —
C90-C270 - -

PB - Shiny reflector - 50°



W
7
11

lm output
724
1144

lm/W
103
104

CODE*
90691L200▼▲0◆50
90690L200▼▲0◆50

CO-C180 —
C90-C270 - -

*Replace the symbols to complete the code

Control gear ▼
HF E
DALI H

Colour ▲
□ White W
■ Black B

Colour temp. ◆
3000K 3
4000K 0

ELI 50 /W D/I



Product characteristics

Body

Aluminium

Finish

Powder coated

Optical system

PB - Shiny reflector

Light source

LED, RG1, CRI>90, MacAdam Step ≤ 3

LED lifetime

60.000h @ L80, B10, Ta 25°C

Control gear

LED driver 220-240V-50/60Hz included



230V/50Hz



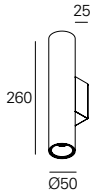
IP 20

650°C

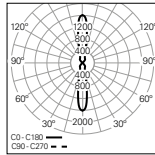
01. Select version



ELI 50 /W D/I



PB - Shiny reflector - 20°



W
10

lm output
1254

lm/W
125

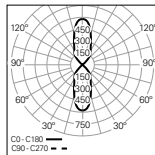
CODE*
90684L260▼▲0♦20

*Replace the symbols to complete the code

Control gear ▼
HF E
DALI H

Colour ▲
□ White W
■ Black B

PB - Shiny reflector - 50°



W
10

lm output
1214

lm/W
121

CODE*
90684L260▼▲0♦50

Colour temp. ♦
3000K 3
4000K 0

ELI 50 Sq /W D/I



Product characteristics

Body

Aluminium

Finish

Powder coated

Optical system

PB - Shiny reflector

Light source

LED, RG1, CRI>90, MacAdam Step ≤ 3

LED lifetime

60.000h @ L80, B10, Ta 25°C

Control gear

LED driver 220-240V-50/60Hz included



230V/50Hz



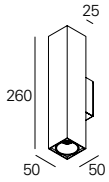
IP 20

650°C

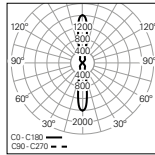
01. Select version



ELI 50 Sq /W D/I



PB - Shiny reflector - 20°



W
10

lm output
1254

lm/W
125

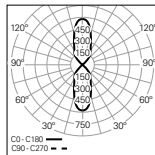
CODE*
90692L260▼▲0◆20

***Replace the symbols to complete the code**

Control gear ▼
HF E
DALI H

Colour ▲
□ White W
■ Black B

PB - Shiny reflector - 50°



W
10

lm output
1214

lm/W
121

CODE*
90692L260▼▲0◆50

Colour temp. ◆
3000K 3
4000K 0





ELI 50 Spot /E 1



Product characteristics

Body

Aluminium

**Finish**

Powder coated

**Optical system**

PB - Shiny reflector

**Light source**

LED, RG1, CRI>90, MacAdam Step ≤3

LED lifetime

60.000h @ L80, B10, Ta 25°C

**Control gear**

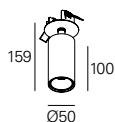
Not included

Ceiling thickness

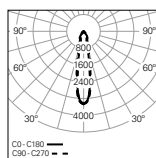
For ceilings between 1-25 mm

01. Select version

ELI 50 Spot / E 1

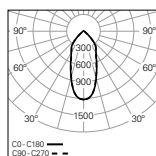


PB - Shiny reflector - 20°



W	lm output	lm/W	mA	Ø	CODE*
5	747	149	150	Ø50	90703L0010▲0◆20
9	1168	130	250	Ø50	90702L0010▲0◆20

PB - Shiny reflector - 50°



W	lm output	lm/W	mA	Ø	CODE*
5	724	145	150	Ø50	90703L0010▲0◆50
9	1144	127	250	Ø50	90702L0010▲0◆50



*Replace the symbols to complete the code

Colour	Symbol
White	W
Black	B

Colour temp.	Symbol
3000K	3
4000K	0

ELI 50 Spot / E 1

• To complete the product add the control gear. Please order separately.

02. Select options

OPTIONS Code

Control gear HF

Driver 6,3W 10-42V 150mA HF	900000E
Driver 10,5W 10-42V 250mA HF	900002E

Control gear dimmable DALI

Driver 7,8W 09-52V 150mA DALI+ PUSH	900100H
Driver 13W 09-52V 250mA DALI+ PUSH	900102H

Steel safety cable

L1500 mm	955010
----------	--------



Product details



90° tilt + 355° rotation

ELI 50 Spot /E 2



Product characteristics

Body

Aluminium

**Finish**

Powder coated

**Optical system**

PB - Shiny reflector

**Light source**

LED, RG1, CRI>90, MacAdam Step ≤3

LED lifetime

60.000h @ L80, B10, Ta 25°C

**Control gear**

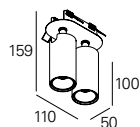
Not included

Ceiling thickness

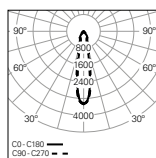
For ceilings between 1-25 mm

01. Select version

ELI 50 Spot / E 2

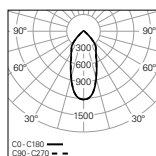


PB - Shiny reflector - 20°



W	lm output	lm/W	mA	Ø	CODE*
10	1494	149	300	Ø45x105	90703L0020▲0♦20
17	2336	137	500	Ø45x105	90702L0020▲0♦20

PB - Shiny reflector - 50°



W	lm output	lm/W	mA	Ø	CODE*
10	1448	145	300	Ø45x105	90703L0020▲0♦50
17	2288	135	500	Ø45x105	90702L0020▲0♦50



*Replace the symbols to complete the code

Colour	Symbol
White	W
Black	B

Colour temp.	Symbol
3000K	3
4000K	0

ELI 50 Spot / E 2

• To complete the product add the control gear. Please order separately.

02. Select options

OPTIONS Code

Control gear HF

Driver 12,6W 10-42V 300mA HF	900003E
Driver 21W 10-42V 500mA HF	900007E

Control gear dimmable DALI

Driver 15,6W 09-52V 300mA DALI+ PUSH	900103H
Driver 26W 09-52V 500mA DALI+ PUSH	900107H

Steel safety cable

L1500 mm	955010
----------	--------



Product details



90° tilt + 355° rotation

ELI 50 Spot /C



Product characteristics

Body

Aluminium

Finish

Powder coated

Optical system

PB - Shiny reflector

Light source

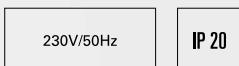
LED, RG1, CRI>90, MacAdam Step ≤3

LED lifetime

60.000h @ L80, B10, Ta 25°C

Control gear

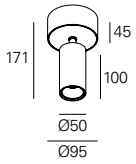
LED driver 220-240V-50/60Hz included



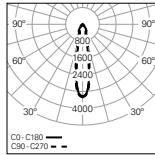
01. Select version



ELI 50 Spot /C

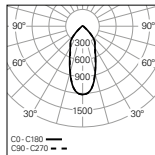


PB - Shiny reflector - 20°



W	lm output	lm/W	CODE*
7	747	107	90701L100▼▲0◆20
11	1168	106	90700L100▼▲0◆20

PB - Shiny reflector - 50°



W	lm output	lm/W	CODE*
7	724	103	90701L100▼▲0◆50
11	1144	104	90700L100▼▲0◆50

*Replace the symbols to complete the code

Control gear

HF	E
DALI	H

Colour

□ White	W
■ Black	B

Colour temp.

3000K	3
4000K	0

Product details



90° tilt + 355° rotation

ELI 50 Spot Track



Product characteristics

Body

Aluminium



Finish

Powder coated

230V/50Hz

IP 20

Optical system

PB - Shiny reflector

650°C

90°

355°

Light source

LED, RG1, CRI>90, MacAdam Step ≤3

LED lifetime

60.000h @ L80, B10, Ta 25°C

Control gear

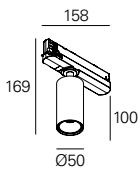
LED driver 220-240V-50/60Hz included

01. Select version

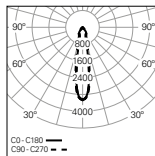


ELI 50 Spot Track

HF



PB - Shiny reflector - 20°

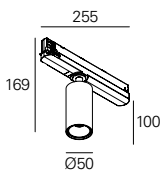


W	lm output	lm/W	CODE*
7	747	106	90699L100H▲0◆20
11	1168	106	90698L100▼▲0◆20

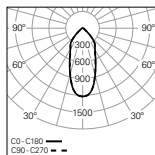
*Replace the symbols to complete the code

Control gear	
HF	E
DALI	H

DALI



PB - Shiny reflector - 50°



W	lm output	lm/W	CODE*
7	724	103	90699L100H▲0◆50
11	1144	104	90698L100▼▲0◆50

Colour	
□ White	W
■ Black	B

Colour temp.	
3000K	3
4000K	0

02. Select options



Product details

OPTIONS

Track system

- See page 800.



90° tilt + 355° rotation



Finishing in White







Architectural
lighting

ELI




ELI / E 1
328




ELI / E 2
330




ELI Sq / E 1
332




ELI Sq / E 2
334



ELI
338



ELI Sq
340



ELI / C
342



ELI Sq / C
344



ELI / W
348



ELI Sq / W
350



ELI / W D/I
352

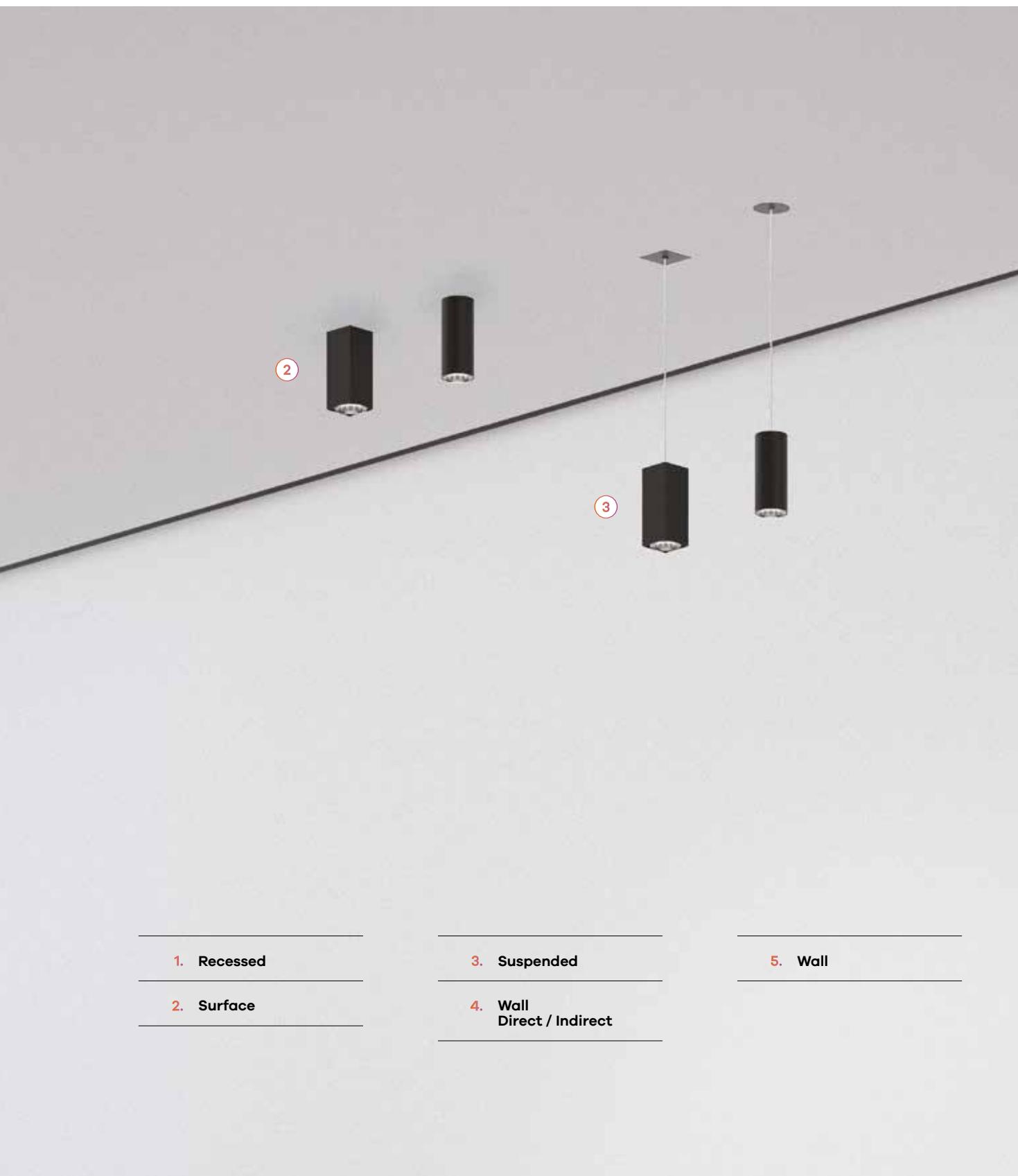


ELI Sq / W D/I
354



Application types





ELI / E 1



Product characteristics

Body

Aluminium

**Finish**

Powder coated

**Optical system**

PB - Shiny reflector

Light source

LED, RG1, CRI>90, MacAdam Step ≤ 3

**LED lifetime**

50.000h @ L90, B10, Ta 25°C

Control gear

Not included

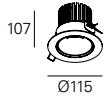
Ceiling thickness

For ceilings between 1-25 mm

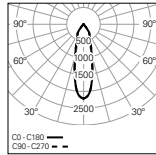
01. Select version



ELI / E 1



PB - Shiny reflector - 35°



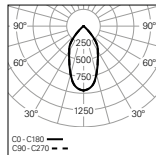
UGR	W	lm output	lm/W	mA	Ø	CODE*
≤19	5	706	141	150	Ø95	90661L0010▲0♦35
≤19	8	1161	145	250	Ø95	90654L0010▲0♦35

*Replace the symbols to complete the code

Colour	Symbol
White	W
Black	B

Colour temp.	Symbol
3000K	3
4000K	0

PB - Shiny reflector - 60°



UGR	W	lm output	lm/W	mA	Ø	CODE*
≤22	5	706	141	150	Ø95	90661L0010▲0♦60
≤22	8	1161	145	250	Ø95	90654L0010▲0♦60

ELI / E 1

• To complete the product add the control gear. Please order separately.

02. Select options

OPTIONS Code

Control gear HF

Driver 6,3W 10-42V 150mA HF	900000E
Driver 10,5W 10-42V 250mA HF	900002E

Control gear dimmable DALI

Driver 7,8W 09-52V 150mA DALI+ PUSH	900100H
Driver 13W 09-52V 250mA DALI+ PUSH	900102H

Steel safety cable

L1500 mm	955010
----------	--------

ELI / E 2



Product characteristics

Body

Aluminium

**Finish**

Powder coated

**Optical system**

PB - Shiny reflector

Light source

LED, RG1, CRI>90, MacAdam Step ≤ 3

**LED lifetime**

50.000h @ L90, B10, Ta 25°C

Control gear

Not included

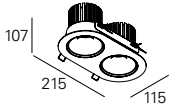
Ceiling thickness

For ceilings between 1-25 mm

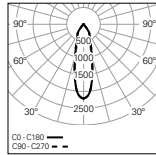
01. Select version



ELI / E 2

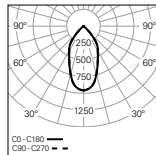


PB - Shiny reflector - 35°



UGR	W	lm output	lm/W	mA	Ø	CODE*
≤19	10	1411	141	300	Ø95x195	90661L0020▲0♦35
≤19	16	2322	145	500	Ø95x195	90654L0020▲0♦35

PB - Shiny reflector - 60°



UGR	W	lm output	lm/W	mA	Ø	CODE*
≤22	10	1411	141	300	Ø95x195	90661L0020▲0♦60
≤22	16	2322	145	500	Ø95x195	90654L0020▲0♦60

*Replace the symbols to complete the code

Colour	Symbol
White	W
Black	B

Colour temp.	Symbol
3000K	3
4000K	0

ELI / E 2

• To complete the product add the control gear. Please order separately.

02. Select options

OPTIONS Code

Control gear HF

Driver 12,6W 10-42V 300mA HF	900003E
Driver 21W 10-42V 500mA HF	900007E

Control gear dimmable DALI

Driver 15,6W 09-52V 300mA DALI+ PUSH	900103H
Driver 26W 09-52V 500mA DALI+ PUSH	900107H

Steel safety cable

L1500 mm	955010
----------	--------

ELI Sq /E 1



Product characteristics

Body

Aluminium

Finish

Powder coated

Optical system

PB - Shiny reflector

Light source

LED, RG1, CRI>90, MacAdam Step ≤ 3

LED lifetime

50.000h @ L90, B10, Ta 25°C

Control gear

Not included

Ceiling thickness

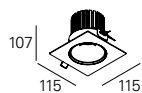
For ceilings between 1-25 mm



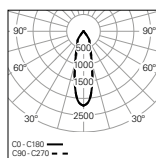
01. Select version



ELI Sq /E 1

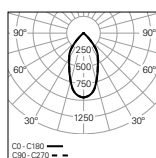


PB - Shiny reflector - 35°



UGR	W	lm output	lm/W	mA	Ø	CODE*
≤19	5	706	141	150	Ø95	90673L0010▲0♦35
≤19	8	1161	145	250	Ø95	90655L0010▲0♦35

PB - Shiny reflector - 60°



UGR	W	lm output	lm/W	mA	Ø	CODE*
≤22	5	706	141	150	Ø95	90673L0010▲0♦60
≤22	8	1161	145	250	Ø95	90655L0010▲0♦60

*Replace the symbols to complete the code

Colour	Symbol
White	W
Black	B

Colour temp.	Symbol
3000K	3
4000K	0

ELI Sq /E 1

• To complete the product add the control gear. Please order separately.

02. Select options

OPTIONS Code

Control gear HF

Driver 6,3W 10-42V 150mA HF	900000E
Driver 10,5W 10-42V 250mA HF	900002E

Control gear dimmable DALI

Driver 7,8W 09-52V 150mA DALI+ PUSH	900100H
Driver 13W 09-52V 250mA DALI+ PUSH	900102H

Steel safety cable

L1500 mm	955010
----------	--------

ELI Sq /E 2



Product characteristics

Body

Aluminium

**Finish**

Powder coated

**Optical system**

PB - Shiny reflector

Light source

LED, RG1, CRI>90, MacAdam Step ≤3

**LED lifetime**

50.000h @ L90, B10, Ta 25°C

Control gear

Not included

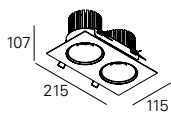
Ceiling thickness

For ceilings between 1-25 mm

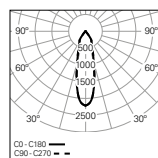
01. Select version



ELI Sq /E 2

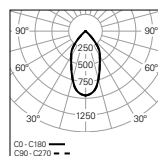


PB - Shiny reflector - 35°



UGR	W	lm output	lm/W	mA	Ø	CODE*
≤19	10	1411	141	300	Ø95x195	90673L0020▲0♦35
≤19	16	2322	145	500	Ø95x195	90655L0020▲0♦35

PB - Shiny reflector - 60°



UGR	W	lm output	lm/W	mA	Ø	CODE*
≤22	10	1411	141	300	Ø95x195	90673L0020▲0♦60
≤22	16	2322	145	500	Ø95x195	90655L0020▲0♦60

*Replace the symbols to complete the code

Colour	Symbol
White	W
Black	B

Colour temp.	Symbol
3000K	3
4000K	0

ELI Sq /E 2

• To complete the product add the control gear. Please order separately.

02. Select options

OPTIONS Code

Control gear HF

Driver 12,6W 10-42V 300mA HF	900003E
Driver 21W 10-42V 500mA HF	900007E

Control gear dimmable DALI

Driver 15,6W 09-52V 300mA DALI+ PUSH	900103H
Driver 26W 09-52V 500mA DALI+ PUSH	900107H

Steel safety cable

L1500 mm	955010
----------	--------







Product characteristics

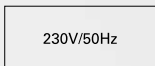
Body

Aluminium



Finish

Powder coated



Optical system

PB - Shiny reflector



Light source

LED, RG1, CRI>90, MacAdam Step ≤3

LED lifetime

50.000h @ L90, B10, Ta 25°C

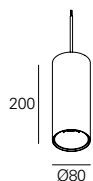


Control gear

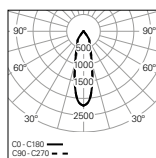
LED driver 220-240V-50/60Hz included

01. Select version

ELI

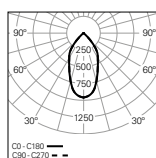


PB - Shiny reflector - 35°



UGR	W	lm output	lm/W	CODE*
≤19	6	706	118	90671L200▼▲0◆35
≤19	9	1161	129	90564L200▼▲0◆35

PB - Shiny reflector - 60°



UGR	W	lm output	lm/W	CODE*
≤22	6	706	118	90671L200▼▲0◆60
≤22	9	1161	129	90564L200▼▲0◆60



*Replace the symbols to complete the code

Control gear	
HF	E
DALI	H

Colour	
□ White	W
■ Black	B

Colour temp.	
3000K	3
4000K	0

ELI

• To complete the product add the current supply cable and the ceiling rose. Please order separately.

02. Select options

OPTIONS Code*

Transparent current supply cable

L1500 mm - 3 x 0,75 mm ²	940400
L1500 mm - 5 x 0,75 mm ²	940500
L3000 mm - 3 x 0,75 mm ²	940401
L3000 mm - 5 x 0,75 mm ²	940501
L6000 mm - 3 x 0,75 mm ²	940402
L6000 mm - 5 x 0,75 mm ²	940507

Round ceiling rose

Surface T24 D95	45 Ø95	978600▲
Recessed T5 D90	Ø70 33 Ø90	971300▲



*Replace the symbols to complete the code

Colour	
□ White	W
■ Black	B




Product details



Ceiling rose

ELI Sq



Product characteristics

Body

Aluminium

Finish

Powder coated

Optical system

PB - Shiny reflector

Light source

LED, RG1, CRI>90, MacAdam Step ≤ 3

LED lifetime

50.000h @ L90, B10, Ta 25°C

Control gear

LED driver 220-240V-50/60Hz included



230V/50Hz

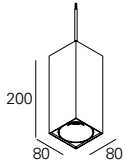


IP 20

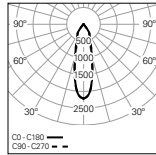
650°C

01. Select version

ELI Sq

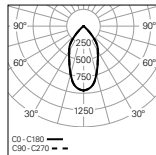


PB - Shiny reflector - 35°



UGR	W	lm output	lm/W	CODE*
≤19	6	706	118	90676L200▼▲0◆35
≤19	9	1161	129	90566L200▼▲0◆35

PB - Shiny reflector - 60°



UGR	W	lm output	lm/W	CODE*
≤22	6	706	118	90676L200▼▲0◆60
≤22	9	1161	129	90566L200▼▲0◆60



*Replace the symbols to complete the code

Control gear ▼
 HF E
 DALI H

Colour ▲
 □ White W
 ■ Black B

Colour temp. ◆
 3000K 3
 4000K 0

ELI Sq

• To complete the product add the current supply cable and the ceiling rose. Please order separately.

02. Select options





*Replace the symbols to complete the code

OPTIONS Code*

Transparent current supply cable

L1500 mm - 3 x 0,75 mm ²	940400
L1500 mm - 5 x 0,75 mm ²	940500
L3000 mm - 3 x 0,75 mm ²	940401
L3000 mm - 5 x 0,75 mm ²	940501
L6000 mm - 3 x 0,75 mm ²	940402
L6000 mm - 5 x 0,75 mm ²	940507

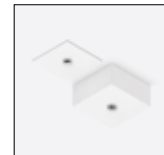
Square ceiling rose

Surface T25 Q100		100	978610▲
Recessed T7 Q90		Ø70 35 l	90 971400▲

Colour ▲
 □ White W
 ■ Black B



Product details



Ceiling rose

ELI /C



Product characteristics

Body

Aluminium

Finish

Powder coated

Optical system

PB - Shiny reflector

Light source

LED, RG1, CRI>90, MacAdam Step ≤ 3

LED lifetime

50.000h @ L90, B10, Ta 25°C

Control gear

LED driver 220-240V-50/60Hz included



230V/50Hz



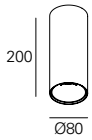
IP 20

650°C

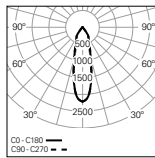
01. Select version



ELI / C

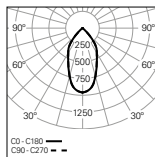


PB - Shiny reflector - 35°



UGR	W	lm output	lm/W	CODE*
≤19	6	706	118	90347L200▼▲0♦35
≤19	9	1161	129	90596L200▼▲0♦35

PB - Shiny reflector - 60°



UGR	W	lm output	lm/W	CODE*
≤22	6	706	118	90347L200▼▲0♦60
≤22	9	1161	129	90596L200▼▲0♦60

*Replace the symbols to complete the code

Control gear ▼
 HF E
 DALI H

Colour ▲
 □ White W
 ■ Black B

Colour temp. ♦
 3000K 3
 4000K 0

ELI Sq /C



Product characteristics

Body

Aluminium

Finish

Powder coated

Optical system

PB - Shiny reflector

Light source

LED, RG1, CRI>90, MacAdam Step ≤ 3

LED lifetime

50.000h @ L90, B10, Ta 25°C

Control gear

LED driver 220-240V-50/60Hz included



230V/50Hz



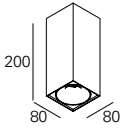
IP 20

650°C

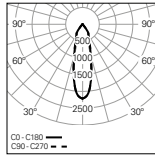
01. Select version



ELI Sq /C

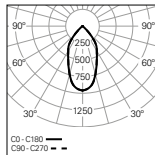


PB - Shiny reflector - 35°



UGR	W	lm output	lm/W	CODE*
≤19	6	706	118	90672L200▼▲0◆35
≤19	9	1161	129	90598L200▼▲0◆35

PB - Shiny reflector - 60°



UGR	W	lm output	lm/W	CODE*
≤22	6	706	118	90672L200▼▲0◆60
≤22	9	1161	129	90598L200▼▲0◆60

*Replace the symbols to complete the code

Control gear ▼
 HF E
 DALI H

Colour ▲
 □ White W
 ■ Black B

Colour temp. ◆
 3000K 3
 4000K 0





ELI /W



Product characteristics

Body

Aluminium

**Finish**

Powder coated

230V/50Hz

Optical system

PB - Shiny reflector



IP 20

Light source

LED, RG1, CRI>90, MacAdam Step ≤3

LED lifetime

50.000h @ L90, B10, Ta 25°C

650°C

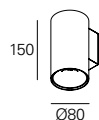
Control gear

LED driver 220-240V-50/60Hz included

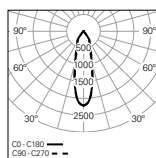
01. Select version



ELI /W

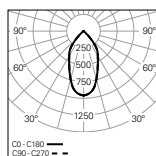


PB - Shiny reflector - 35°



W	lm output	lm/W	CODE*
6	706	118	90670L150▼▲0◆35
9	1161	129	90646L150▼▲0◆35

PB - Shiny reflector - 60°



W	lm output	lm/W	CODE*
6	706	118	90670L150▼▲0◆60
9	1161	129	90646L150▼▲0◆60

*Replace the symbols to complete the code

Control gear

HF	E
DALI	H

Colour

□ White	W
■ Black	B

Colour temp.

3000K	3
4000K	0

ELI Sq /W



Product characteristics

Body

Aluminium

Finish

Powder coated

Optical system

PB - Shiny reflector

Light source

LED, RG1, CRI>90, MacAdam Step ≤ 3

LED lifetime

50.000h @ L90, B10, Ta 25°C

Control gear

LED driver 220-240V-50/60Hz included



230V/50Hz



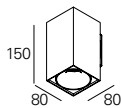
IP 20

650°C

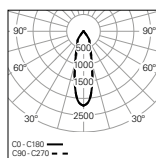
01. Select version



ELI Sq /W

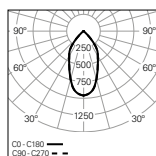


PB - Shiny reflector - 35°



W	lm output	lm/W	CODE*
6	706	118	90675L150▼▲0◆35
9	1161	129	90648L150▼▲0◆35

PB - Shiny reflector - 60°



W	lm output	lm/W	CODE*
6	706	118	90675L150▼▲0◆60
9	1161	129	90648L150▼▲0◆60

*Replace the symbols to complete the code

Control gear ▼
 HF E
 DALI H

Colour ▲
 □ White W
 ■ Black B

Colour temp. ◆
 3000K 3
 4000K 0

ELI /W D/I



Product characteristics

Body

Aluminium

Finish

Powder coated

Optical system

PB - Shiny reflector

Light source

LED, RG1, CRI>90, MacAdam Step ≤ 3

LED lifetime

50.000h @ L90, B10, Ta 25°C

Control gear

LED driver 220-240V-50/60Hz included



230V/50Hz



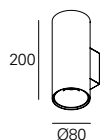
IP 20

650°C

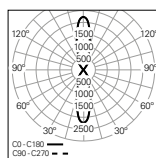
01. Select version



ELI /W D/I



PB - Shiny reflector - 35°



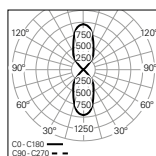
W
10

lm output
1258

lm/W
126

CODE*
90651L200▼▲0◆35

PB - Shiny reflector - 60°



W
10

lm output
1244

lm/W
124

CODE*
90651L200▼▲0◆60

*Replace the symbols to complete the code

Control gear ▼
HF E
DALI H

Colour ▲
□ White W
■ Black B

Colour temp. ◆
3000K 3
4000K 0

ELI Sq /W D/I



Product characteristics

Body

Aluminium

Finish

Powder coated

Optical system

PB - Shiny reflector

Light source

LED, RG1, CRI>90, MacAdam Step ≤ 3

LED lifetime

50.000h @ L90, B10, Ta 25°C

Control gear

LED driver 220-240V-50/60Hz included



230V/50Hz



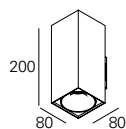
IP 20

650°C

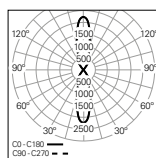
01. Select version



ELI Sq /W D/I



PB - Shiny reflector - 35°



W
10

lm output
1258

lm/W
126

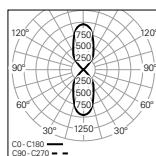
CODE*
90653L200▼▲0◆35

*Replace the symbols to complete the code

Control gear ▼
HF E
DALI H

Colour ▲
□ White W
■ Black B

PB - Shiny reflector - 60°



W
10


lm output
1244

lm/W
124

CODE*
90653L200▼▲0◆60

Colour temp. ◆
3000K 3
4000K 0







Architectural
lighting

FOCUS 2



FOCUS 2
360



FOCUS 2



Product characteristics

Body
Aluminium

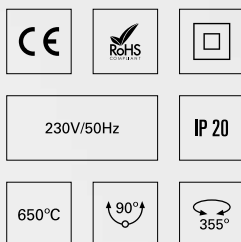
Finish
Powder coated

Optical system
SPOT
FLOOD
WIDE FLOOD
EXTRA WIDE

Light source
LED, RG1, CRI>80, MacAdam Step ≤3

LED lifetime
50.000h @ L80, B10, Ta 25°C

Control gear
LED driver 220-240V-50/60Hz
with track adapter included

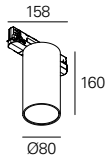


01. Select version

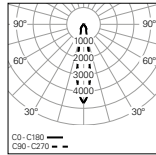


FOCUS 2

HF



SPOT - Beam angle - 15°



UGR	W	lm output	lm/W	CODE*
≤19	9	1082	120	90768L080▼▲◆15
≤22	15	2071	138	90791L080▼▲◆15
≤22	23	3068	133	90763L080▼▲◆15

*Replace the symbols to complete the code

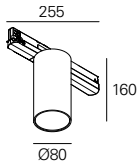
Control gear

HF	E
DALI	H

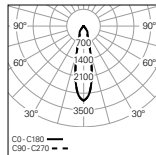
Colour

<input type="checkbox"/> White	W
<input checked="" type="checkbox"/> Black	B

DALI



FLOOD - Beam angle - 25°

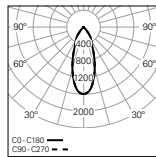


UGR	W	lm output	lm/W	CODE*
≤19	9	1057	117	90768L080▼▲◆25
≤22	15	2047	136	90791L080▼▲◆25
≤22	23	3033	132	90763L080▼▲◆25

Colour temp.

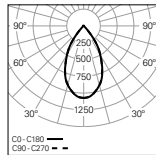
3000K CRI>80	3
4000K CRI>80	0
3000K CRI>90	B
4000K CRI>90	A

WIDE FLOOD - Beam angle - 40°



UGR	W	lm output	lm/W	CODE*
≤19	9	1045	116	90768L080▼▲◆40
≤22	15	2023	135	90791L080▼▲◆40
≤22	23	3033	132	90763L080▼▲◆40

EXTRA WIDE - Beam angle - 60°



UGR	W	lm output	lm/W	CODE*
≤22	9	1045	116	90768L080▼▲◆60
≤22	15	1999	133	90791L080▼▲◆60
≤25	23	2998	130	90763L080▼▲◆60

02. Select options



Product details

OPTIONS

Track system
• See page 800.



Finishing in White



Optical system



Adapter detail



Architectural
lighting

VEGA



VEGA /E
366



VEGA Sq /E
368



VEGA
372



VEGA Sq
374



VEGA IP /E
378




VEGA Sq IP /E
380

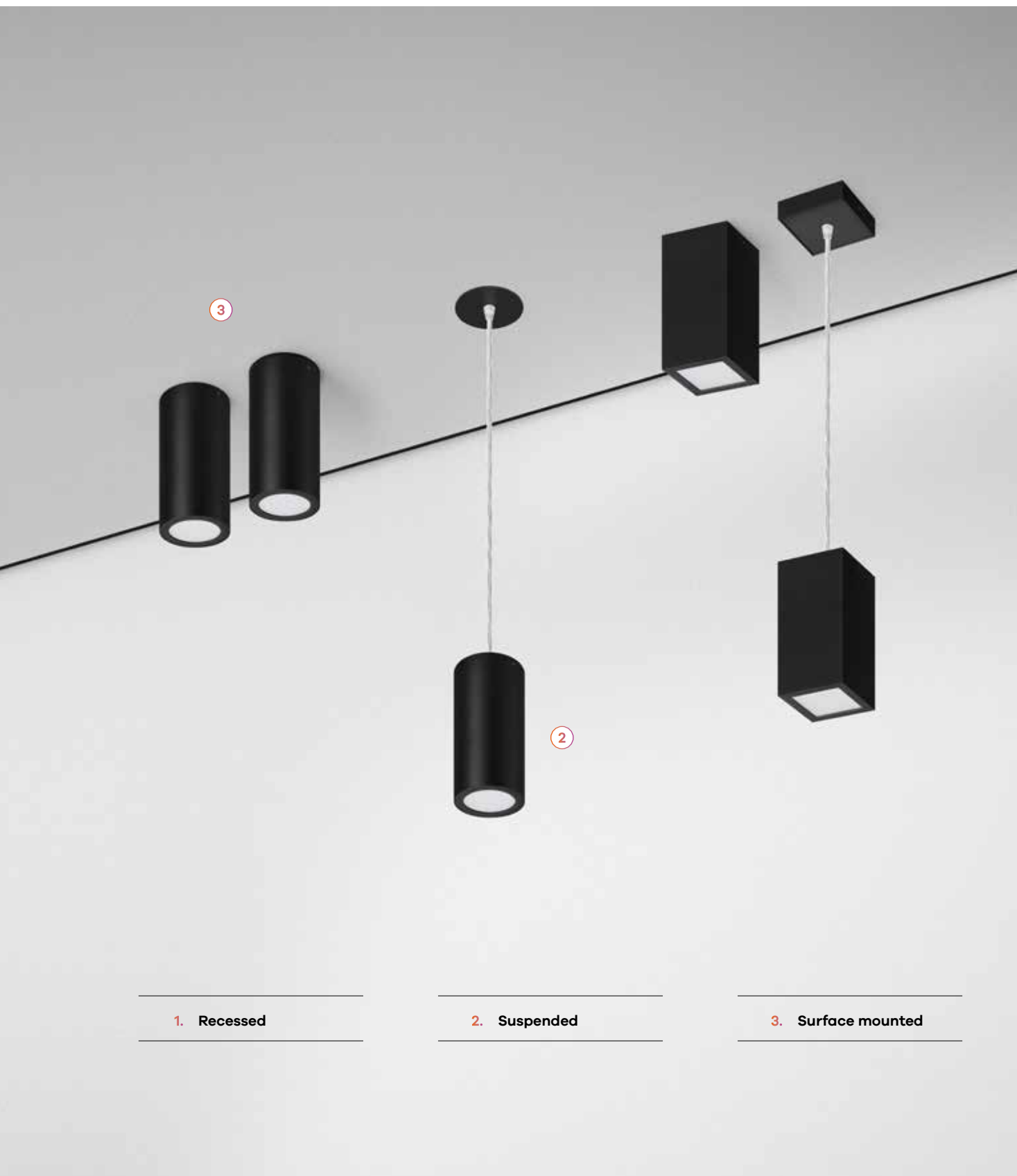


VEGA IP
382



Application types





VEGA /E



Product characteristics

Body
Injected ABS and aluminium heatsink

Finish
Powder coated

Optical system
PRISM+ - Microprismatic diffuser
LIGHT+ - Opal diffuser

Light source
LED, CRI>90, MacAdam Step ≤3

LED lifetime
50.000h @ L90, B10, Ta 25°C

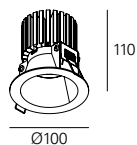
Control gear
Not included

Ceiling thickness
For ceilings between 1-25 mm

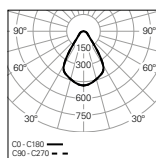


01. Select version

VEGA /E

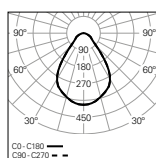


PRISM+ - Microprismatic diffuser



UGR	W	lm output	lm/W	mA	⌀	CODE*
≤19	7	701	100	200	Ø85	90441L0080▲0◆00
≤22	8	856	107	250	Ø85	90441L0110▲0◆00
≤22	12	1152	96	350	Ø85	90441L0150▲0◆00

LIGHT+ - Opal diffuser



UGR	W	lm output	lm/W	mA	⌀	CODE*
≤22	7	649	93	200	Ø85	90430L0080▲0◆00
≤22	8	791	99	250	Ø85	90430L0110▲0◆00
≤22	12	1082	90	350	Ø85	90430L0150▲0◆00

VEGA /E

• To complete the product add the control gear. Please order separately.



*Replace the symbols to complete the code

Colour ▲
 White W
 Black B

Colour temp. ◆
 3000K 3
 4000K 0

02. Select options

OPTIONS Code

Control gear HF

Driver 8,4W 10-42V 200mA HF	900001E
Driver 10,5W 10-42V 250mA HF	900002E
Driver 14,7W 10-42V 350mA HF	900004E

Control gear dimmable DALI

Driver 10,4W 09-52V 200mA DALI+ PUSH	900101H
Driver 13W 09-52V 250mA DALI+ PUSH	900102H
Driver 18,2W 09-52V 350mA DALI+ PUSH	900104H

Steel safety cable

L 1500 mm	955010
-----------	--------



Product details



Finish in white colour

VEGA Sq /E



Product characteristics

Body
Injected ABS and aluminium heatsink

Finish
Powder coated

Optical system
PRISM+ - Microprismatic diffuser
LIGHT+ - Opal diffuser

Light source
LED, CRI>90, MacAdam Step ≤3

LED lifetime
50.000h @ L90, B10, Ta 25°C

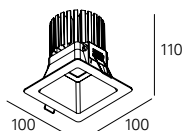
Control gear
Not included

Ceiling thickness
For ceilings between 1-25 mm

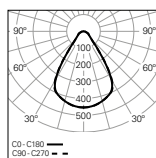


01. Select version

VEGA Sq /E

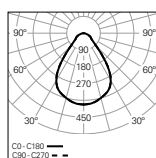


PRISM+ - Microprismatic diffuser



UGR	W	lm output	lm/W	mA	Φ	CODE*
≤19	7	712	102	200	85x85	90442L0080▲0◆00
≤19	8	869	109	250	85x85	90442L0110▲0◆00
≤22	12	1170	98	350	85x85	90442L0150▲0◆00

LIGHT+ - Opal diffuser



UGR	W	lm output	lm/W	mA	Φ	CODE*
≤19	7	701	100	200	85x85	90437L0080▲0◆00
≤22	8	856	107	250	85x85	90437L0110▲0◆00
≤22	12	1152	96	350	85x85	90437L0150▲0◆00

VEGA Sq /E

• To complete the product add the control gear. Please order separately.



*Replace the symbols to complete the code

Colour ▲
 White W
 Black B

Colour temp. ◆
 3000K 3
 4000K 0

02. Select options

OPTIONS Code

Control gear HF

Driver 8,4W 10-42V 200mA HF	900001E
Driver 10,5W 10-42V 250mA HF	900002E
Driver 14,7W 10-42V 350mA HF	900004E

Control gear dimmable DALI

Driver 10,4W 09-52V 200mA DALI+ PUSH	900101H
Driver 13W 09-52V 250mA DALI+ PUSH	900102H
Driver 18,2W 09-52V 350mA DALI+ PUSH	900104H

Steel safety cable

L 1500 mm	955010
-----------	--------



Product details



Finish in white colour





VEGA



Product characteristics

Body

Aluminium

Finish

Powder coated

Optical system

PRISM+ - Microprismatic diffuser
LIGHT+ - Opal diffuser

Light source

LED, CRI>90, MacAdam Step ≤3

LED lifetime

50.000h @ L90, B10, Ta 25°C

Control gear

LED driver 220-240V-50/60Hz included



230V/50Hz



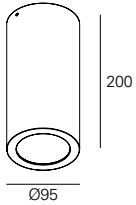
IP 40

650°C

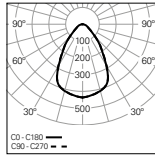
01. Select version



VEGA

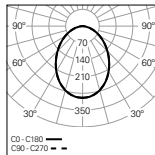


PRISM+ - Microprismatic diffuser



UGR	W	lm output	lm/W	CODE*
≤19	8	681	85	90445L008▼▲0◆00
≤19	9	843	94	90445L011▼▲0◆00
≤22	14	1152	82	90445L015▼▲0◆00

LIGHT+ - Opal diffuser



UGR	W	lm output	lm/W	CODE*
≤22	8	691	86	90443L008▼▲0◆00
≤22	9	856	95	90443L011▼▲0◆00
≤25	14	1152	82	90443L015▼▲0◆00

*Replace the symbols to complete the code

Control gear	
HF	E
DALI	H

Colour	
□ White	W
■ Black	B

Colour temp.	
3000K	3
4000K	0

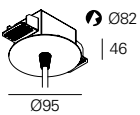
VEGA

• To complete the product add the ceiling rose. Please order separately.

02. Select ceiling rose



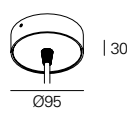
Recessed



HF	CODE*
Ø95	912620▲

DALI	CODE*
Ø95	912630▲

Surface



HF	CODE*
Ø95	912600▲

DALI	CODE*
Ø95	912610▲

*Replace the symbols to complete the code

Colour	
□ White	W
■ Black	B

CEILING ROSE

• Transparent current supply cable with L1500 mm included.

VEGA Sq



Product characteristics

Body

Aluminium

Finish

Powder coated

Optical system

PRISM+ - Microprismatic diffuser
LIGHT+ - Opal diffuser

Light source

LED, CRI>90, MacAdam Step ≤3

LED lifetime

50.000h @ L90, B10, Ta 25°C

Control gear

LED driver 220-240V-50/60Hz included



230V/50Hz



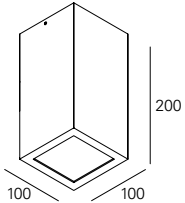
IP 40

650°C

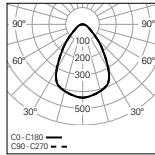
01. Select version



VEGA Sq

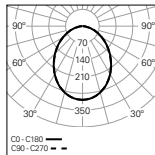


PRISM+ - Microprismatic diffuser



UGR	W	lm output	lm/W	CODE*
≤19	8	743	93	90446L008▼▲0◆00
≤19	9	908	101	90446L011▼▲0◆00
≤22	14	1241	89	90446L015▼▲0◆00

LIGHT+ - Opal diffuser



UGR	W	lm output	lm/W	CODE*
≤22	8	743	93	90444L008▼▲0◆00
≤22	9	921	102	90444L011▼▲0◆00
≤25	14	1259	90	90444L015▼▲0◆00

*Replace the symbols to complete the code

Control gear	
HF	E
DALI	H

Colour	
□ White	W
■ Black	B

Colour temp.	
3000K	3
4000K	0

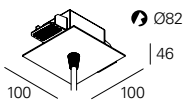
VEGA Sq

• To complete the product add the current supply cable and the ceiling rose. Please order separately.

02. Select ceiling rose



Recessed



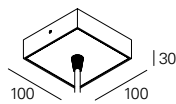
HF

100x100 **CODE***
912720▲

DALI

100x100 **CODE***
912730▲

Surface



HF

100x100 **CODE***
912700▲

DALI


100x100 **CODE***
912710▲

*Replace the symbols to complete the code

Colour	
□ White	W
■ Black	B

CEILING ROSE

• Transparent current supply cable with L1500 mm included.





VEGA IP /E



Product characteristics

Body
Injected ABS and aluminium heatsink

Finish
Powder coated

Optical system
LIGHT+ - Opal diffuser

Light source
LED, CRI>90, MacAdam Step ≤3

LED lifetime
50.000h @ L90, B10, Ta 25°C

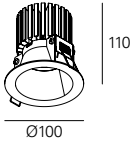
Control gear
Not included

Ceiling thickness
For ceilings between 1-25 mm

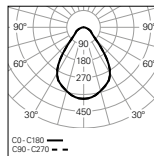


01. Select version

VEGA IP / E



LIGHT+ - Opal diffuser



W	lm output	lm/W	mA	Ø	CODE*
7	649	93	200	Ø85	90575L0080▲0◆00
8	791	99	250	Ø85	90575L0110▲0◆00
12	1082	90	350	Ø85	90575L0150▲0◆00



*Replace the symbols to complete the code

Colour	Symbol
White	W
Black	B

Colour temp.	Symbol
3000K	3
4000K	0

VEGA IP / E

• To complete the product add the control gear. Please order separately.

02. Select options

OPTIONS Code

Control gear HF

Driver 8,4W 10-42V 200mA HF	900001E
Driver 10,5W 10-42V 250mA HF	900002E
Driver 14,7W 10-42V 350mA HF	900004E

Control gear dimmable DALI

Driver 10,4W 09-52V 200mA DALI+ PUSH	900101H
Driver 13W 09-52V 250mA DALI+ PUSH	900102H
Driver 18,2W 09-52V 350mA DALI+ PUSH	900104H

Steel safety cable

L 1500 mm	955010
-----------	--------



Product details



Finish in white colour

VEGA Sq IP /E



Product characteristics

Body
Injected ABS and aluminium heatsink

Finish
Powder coated

Optical system
LIGHT+ - Opal diffuser

Light source
LED, CRI>90, MacAdam Step ≤3

LED lifetime
50.000h @ L90, B10, Ta 25°C

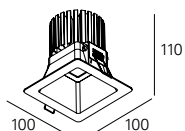
Control gear
Not included

Ceiling thickness
For ceilings between 1-25 mm

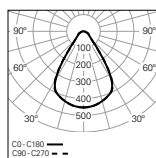


01. Select version

VEGA Sq IP /E



LIGHT+ - Opal diffuser



W	lm output	lm/W	mA	∅	CODE*
7	701	100	200	85x85	90569L0080▲0◆00
8	856	107	250	85x85	90569L0110▲0◆00
12	1152	96	350	85x85	90569L0150▲0◆00



*Replace the symbols to complete the code

Colour	◆
□ White	W
■ Black	B

Colour temp.	◆
3000K	3
4000K	0

VEGA IP Sq /E

• To complete de product add the control gear. Please order separately.

02. Select options

OPTIONS Code

Control gear HF

Driver 8,4W 10-42V 200mA HF	900001E
Driver 10,5W 10-42V 250mA HF	900002E
Driver 14,7W 10-42V 350mA HF	900004E

Control gear dimmable DALI

Driver 10,4W 09-52V 200mA DALI+ PUSH	900101H
Driver 13W 09-52V 250mA DALI+ PUSH	900102H
Driver 18,2W 09-52V 350mA DALI+ PUSH	900104H

Steel safety cable

L 1500 mm	955010
-----------	--------



Product details



Finish in white colour

VEGA IP



Product characteristics

Body

Aluminium

**Finish**

Powder coated

230V/50Hz

Optical system

LIGHT+ - Opal diffuser

Light source

LED, CRI>90, MacAdam Step ≤3

**LED lifetime**

50.000h @ L90, B10, Ta 25°C

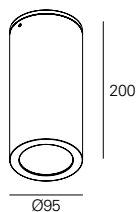
**Control gear**

LED driver 220-240V-50/60Hz included

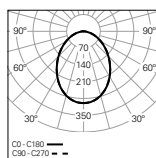
01. Select version



VEGA IP



LIGHT+ - Opal diffuser



W	lm output	lm/W	CODE*
8	691	86	90447L008▼▲0◆00
9	856	95	90447L011▼▲0◆00
14	1152	82	90447L015▼▲0◆00

*Replace the symbols to complete the code

Control gear	
HF	E
DALI	H

Colour	
□ White	W
■ Black	B

Colour temp.	
3000K	3
4000K	0

Product details



White finish







Architectural
lighting

HOLI



HOLI Sq /T Mini
388



HOLI Sq /T
390




HOLI Sq /T Max
392



HOLI Sq Mini
396



HOLI Sq
398



HOLI Sq Max
400



HOLI Sq /AS Max
404



HOLI Sq /C Mini
406



HOLI Sq /C
408



HOLI Sq /C Max
410



HOLI Sq /T Mini



Product characteristics

Body

Steel sheet

Finish

Powder coated

Fixing system

Trimless mounting kit

Optical system

PRISM+ - Microprismatic diffuser
LIGHT+ - Opal diffuser

Light source

LED, RG1, CRI>80, MacAdam Step ≤ 3

LED lifetime

60.000h @ L70, B10, Ta 25°C

Control gear

Not included



230V/50Hz



IP 40

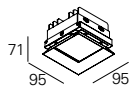
650°C



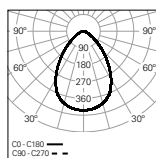
01. Select version



HOLI Sq /T Mini

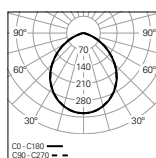


PRISM+ - Microprismatic diffuser



W	lm output	lm/W	mA	Size	CODE*
7	759	115	200	101x101	90222L1070▲0◆00

LIGHT+ - Opal diffuser



W	lm output	lm/W	mA	Size	CODE*
7	837	120	200	101x101	90267L1070▲0◆00

*Replace the symbols to complete the code

Colour	Symbol
White	W
Black	B

Colour temp.	Symbol
3000K	3
4000K	0

HOLI Sq /T Mini

• To complete the product add the control gear and trimless mounting kit. Please order separately.

02. Select options



Product details

OPTIONS Code

Control gear HF
Driver 8,4W 10-42V 200mA HF 900001E

Control gear dimmable DALI
Driver 10,4W 09-52V 200mA DALI+ PUSH 900101H

Trimless mounting kit
White 971500



Steel safety cable
L1500 mm 955000



Finish in white colour



Finish in black colour

HOLI Sq /T



Product characteristics

Body

Steel sheet

Finish

Powder coated

Fixing system

Trimless mounting kit

Optical system

PRISM+ - Microprismatic diffuser
LIGHT+ - Opal diffuser

Light source

LED, RG1, CRI>80, MacAdam Step ≤3

LED lifetime

60.000h @ L70, B10, Ta 25°C

Control gear

Not included



230V/50Hz



IP 40

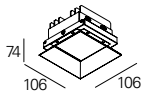
650°C



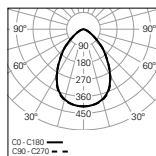
01. Select version



HOLI Sq /T

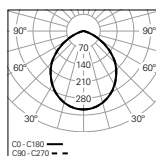


PRISM+ - Microprismatic diffuser



W	lm output	lm/W	mA	□	CODE*
7	748	107	200	114x114	90223L1060▲0♦00
8	927	116	250	114x114	90223L1100▲0♦00

LIGHT+ - Opal diffuser



W	lm output	lm/W	mA	□	CODE*
7	826	118	200	114x114	90272L1060▲0♦00
8	1023	128	250	114x114	90272L1100▲0♦00

*Replace the symbols to complete the code

Colour	▲
□ White	W
■ Black	B

Colour temp.	♦
3000K	3
4000K	0

HOLI Sq /T

• To complete the product add the control gear and trimless mounting kit. Please order separately.

02. Select options



Product details

OPTIONS

Code

Control gear HF

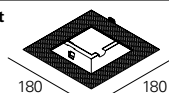
Driver 8,4W 10-42V 200mA HF	900001E
Driver 10,5W 10-42V 250mA HF	900002E

Control gear dimmable DALI

Driver 10,4W 09-52V 200mA DALI+ PUSH	900101H
Driver 13W 09-52V 250mA DALI+ PUSH	900102H

Trimless mounting kit

White 971501



Steel safety cable

L1500 mm 955000



Finish in white colour



Finish in black colour

HOLI Sq /T Max



Product characteristics

Body

Steel sheet

Finish

Powder coated

Fixing system

Trimless mounting kit

Optical system

PRISM+ - Microprismatic diffuser
LIGHT+ - Opal diffuser

Light source

LED, RG1, CRI>80, MacAdam Step ≤3

LED lifetime

60.000h @ L70, B10, Ta 25°C

Control gear

Not included



230V/50Hz



IP 40

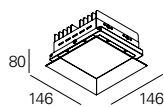
650°C



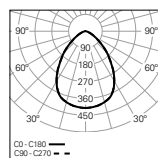
01. Select version



HOLI Sq /T Max

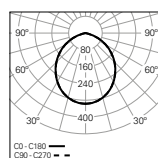


PRISM+ - Microprismatic diffuser



W	lm output	lm/W	mA	⌘	CODE*
8	1010	126	250	155x155	90224L1100▲0◆00
12	1363	114	350	155x155	90224L1130▲0◆00
18	1900	106	500	155x155	90224L1170▲0◆00

LIGHT+ - Opal diffuser



W	lm output	lm/W	mA	⌘	CODE*
8	1120	140	250	155x155	90287L1100▲0◆00
12	1533	128	350	155x155	90287L1130▲0◆00
18	2082	116	500	155x155	90287L1170▲0◆00

*Replace the symbols to complete the code

Colour	▲
□ White	W
■ Black	B

Colour temp.	◆
3000K	3
4000K	0

HOLI Sq /T Max

• To complete the product add the control gear and trimless mounting kit. Please order separately.

02. Select options



Product details

OPTIONS

Code

Control gear HF

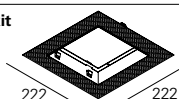
Driver 10,5W 10-42V 250mA HF	900002E
Driver 14,7W 10-42V 350mA HF	900004E
Driver 21W 10-42V 500mA HF	900007E

Control gear dimmable DALI

Driver 13W 09-52V 250mA DALI+ PUSH	900102H
Driver 18,2W 09-52V 350mA DALI+ PUSH	900104H
Driver 26W 09-52V 500mA DALI+ PUSH	900107H

Trimless mounting kit

White 971502



Steel safety cable

L1500 mm 955000



Finish in white colour



Finish in black colour





HOLI Sq Mini



Product characteristics

Body

Steel sheet

Finish

Powder coated

Optical system

PRISM+ - Microprismatic diffuser
LIGHT+ - Opal diffuser

Light source

LED, RG1, CRI>80, MacAdam Step ≤ 3

LED lifetime

60.000h @ L70, B10, Ta 25°C

Control gear

Not included

Ceiling thickness

For ceilings between 1-20 mm



230V/50Hz



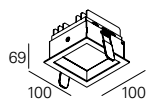
IP 40

650°C

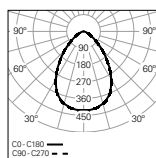


01. Select version

HOLI Sq Mini

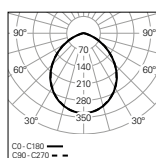


PRISM+ - Microprismatic diffuser



W	lm output	lm/W	mA	Beam	CODE*
7	759	115	200	97x97	90258L1070▲0◆▲0

LIGHT+ - Opal diffuser



W	lm output	lm/W	mA	Beam	CODE*
7	837	120	200	97x97	90293L1070▲0◆▲0



*Replace the symbols to complete the code

Colour	Symbol
White	W/W
Black	B/B
White/Black	W/B



Subtitle:

1. Frame
2. Reflector

Colour temp.	Symbol
3000K	3
4000K	0

HOLI Sq Mini

• To complete the product add the control gear. Please order separately.

02. Select options

OPTIONS	Code
Control gear HF Driver 8,4W 10-42V 200mA HF	900001E
Control gear dimmable DALI Driver 10,4W 09-52V 200mA DALI+ PUSH	900101H
Steel safety cable L1500 mm	955000



Product details



Finish in white colour



Finish in black colour



Finish in white/black colour

HOLI Sq



Product characteristics

Body

Steel sheet

Finish

Powder coated

Optical system

PRISM+ - Microprismatic diffuser
LIGHT+ - Opal diffuser

Light source

LED, RG1, CRI>80, MacAdam Step ≤ 3

LED lifetime

60.000h @ L70, B10, Ta 25°C

Control gear

Not included

Ceiling thickness

For ceilings between 1-20 mm



230V/50Hz



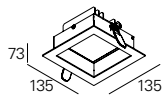
IP 40

650°C

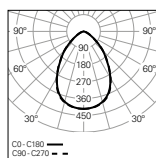


01. Select version

HOLI Sq

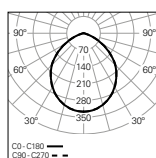


PRISM+ - Microprismatic diffuser



W	lm output	lm/W	mA	□	CODE*
7	748	107	200	115x115	90259L1060♣0♣♣0
8	927	116	250	115x115	90259L1100♣0♣♣0

LIGHT+ - Opal diffuser



W	lm output	lm/W	mA	□	CODE*
7	826	118	200	115x115	90294L1060♣0♣♣0
8	1023	128	250	115x115	90294L1100♣0♣♣0



*Replace the symbols to complete the code

Colour	♣/♣
□ White	W/W
■ Black	B/B
▣ White/Black	W/B



Subtitle:

1. Frame
2. Reflector

Colour temp.	♠
3000K	3
4000K	0

HOLI Sq

• To complete the product add the control gear. Please order separately.

02. Select options

OPTIONS	Code
Control gear HF	
Driver 8,4W 10-42V 200mA HF	900001E
Driver 10,5W 10-42V 250mA HF	900002E
Control gear dimmable DALI	
Driver 10,4W 09-52V 200mA DALI+ PUSH	900101H
Driver 13W 09-52V 250mA DALI+ PUSH	900102H
Steel safety cable	
L1500 mm	955000



Product details



Finish in white colour



Finish in black colour



Finish in white/black colour

HOLI Sq Max



Product characteristics

Body

Steel sheet

Finish

Powder coated

Optical system

PRISM+ - Microprismatic diffuser
LIGHT+ - Opal diffuser

Light source

LED, RG1, CRI>80, MacAdam Step ≤ 3

LED lifetime

60.000h @ L70, B10, Ta 25°C

Control gear

Not included

Ceiling thickness

For ceilings between 1-20 mm



230V/50Hz



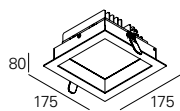
IP 40

650°C

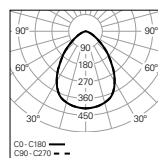


01. Select version

HOLI Sq Max

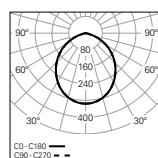


PRISM+ - Microprismatic diffuser



W	lm output	lm/W	mA	□	CODE*
8	1010	126	250	155x155	90264L1100♣♣♣0
12	1363	114	350	155x155	90264L1130♣♣♣0
18	1900	106	500	155x155	90264L1170♣♣♣0

LIGHT+ - Opal diffuser



W	lm output	lm/W	mA	□	CODE*
8	1120	140	250	155x155	90295L1100♣♣♣0
12	1533	128	350	155x155	90295L1130♣♣♣0
18	2082	116	500	155x155	90295L1170♣♣♣0



*Replace the symbols to complete the code

Colour	♣/♣
□ White	W/W
■ Black	B/B
▣ White/Black	W/B



Subtitle:

1. Frame
2. Reflector

Colour temp.	♠
3000K	3
4000K	0

HOLI Sq Max

• To complete the product add the control gear. Please order separately.

02. Select options

OPTIONS Code

Control gear HF

Driver 10,5W 10-42V 250mA HF	900002E
Driver 14,7W 10-42V 350mA HF	900004E
Driver 21W 10-42V 500mA HF	900007E

Control gear dimmable DALI

Driver 13W 09-52V 250mA DALI+ PUSH	900102H
Driver 18,2W 09-52V 350mA DALI+ PUSH	900104H
Driver 26W 09-52V 500mA DALI+ PUSH	900107H

Steel safety cable

L1500 mm	955000
----------	--------



Product details



Finish in white colour



Finish in black colour



Finish in white/black colour





HOLI Sq /AS Max



Product characteristics

Body

Steel sheet

**Finish**

Powder coated

230V/50Hz

Optical system

LIGHT+ - Opal diffuser

**Light source**

LED, RG1, CRI>80, MacAdam Step ≤3

LED lifetime

60.000h @ L70, B10, Ta 25°C

**Control gear**

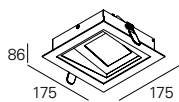
Not included

Ceiling thickness

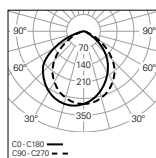
For ceilings between 1-20 mm

01. Select version

HOLI Sq /AS Max



LIGHT+ - Opal diffuser



W	lm output	lm/W	mA	□	CODE*
7	792	113	200	155x155	90393L1060◆◆◆0
12	1344	112	350	155x155	90393L1100◆◆◆0



*Replace the symbols to complete the code

Colour	◆/◆
□ White	W/W
■ Black	B/B
▣ White/Black	W/B



Subtitle:

1. Frame
2. Reflector

Colour temp.	◆
3000K	3
4000K	0

HOLI Sq /AS Max

- To complete the product add the control gear. Please order separately.

02. Select options

OPTIONS Code

Control gear HF

Driver 8,4W 10-42V 200mA HF	900001E
Driver 14,7W 10-42V 350mA HF	900004E

Control gear dimmable DALI

Driver 10,4W 09-52V 200mA DALI+ PUSH	900101H
Driver 18,2W 09-52V 350mA DALI+ PUSH	900104H

Steel safety cable

L1500 mm	955000
----------	--------



Product details



Finish in white colour



Finish in black colour



Finish in white/black colour

HOLI Sq /C Mini



Product characteristics

Body

Steel sheet

**Finish**

Powder coated

230V/50Hz

Optical system

LIGHT+ - Opal diffuser



IP 40

Light source

LED, RG1, CRI>80, MacAdam Step ≤ 3

LED lifetime

60.000h @ L70, B10, Ta 25°C

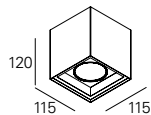
650°C

Control gear

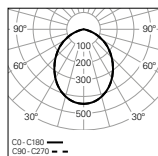
LED driver 220-240V-50/60Hz included

01. Select version

HOLI Sq /C Mini



LIGHT+ - Opal diffuser



W
8

lm
output
930

lm/W
116

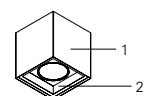
CODE*
90269L006▼♣0♠♣0



*Replace the symbols to complete the code

Control gear ▼
HF E
DALI H

Colour ♣♠
□ White W/W
■ Black B/B
▣ White/Black W/B



Subtitle:
1. Body
2. Reflector

Colour temp. ♦
3000K 3
4000K 0

HOLI Sq /C



Product characteristics

Body

Steel sheet

**Finish**

Powder coated

230V/50Hz

Optical system

LIGHT+ - Opal diffuser

Light source

LED, RG1, CRI>80, MacAdam Step ≤3

**LED lifetime**

60.000h @ L70, B10, Ta 25°C

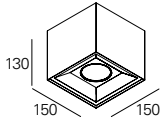
**Control gear**

LED driver 220-240V-50/60Hz included

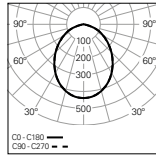
01. Select version



HOLI Sq /C



LIGHT+ - Opal diffuser



W
8
14

lm output
930
1576

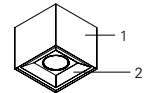
lm/W
116
113

CODE*
90270L006♥♣0♦♣0
90270L110♥♣0♦♣0

***Replace the symbols to complete the code**

Control gear ▼
HF E
DALI H

Colour ♣♣
□ White W/W
■ Black B/B
▣ White/Black W/B



Subtitle:
1. Body
2. Reflector

Colour temp. ♦
3000K 3
4000K 0

HOLI Sq /C Max



Product characteristics

Body

Steel sheet

Finish

Powder coated

Optical system

LIGHT+ - Opal diffuser

Light source

LED, RG1, CRI>80, MacAdam Step ≤ 3

LED lifetime

60.000h @ L70, B10, Ta 25°C

Control gear

LED driver 220-240V-50/60Hz included



230V/50Hz

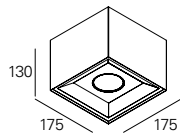


IP 40

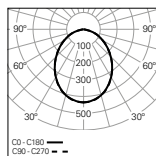
650°C

01. Select version

HOLI Sq /C Max



LIGHT+ - Opal diffuser



W
14
21
22

lm output
1576
2166
2492

lm/W
113
103
113

CODE*

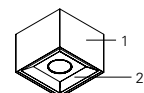
90291L110	♥♣0♦♣0
90291L113	♥♣0♦♣0
90291L117	♥♣0♦♣0



*Replace the symbols to complete the code

Control gear	
HF	E
DALI	H

Colour	♣/♣
□ White	W/W
■ Black	B/B
▣ White/Black	W/B



Subtitle:
1. Body
2. Reflector

Colour temp.	♦
3000K	3
4000K	0







107

Architectural
lighting

SENSE



SENSE
416



SENSE



Product characteristics

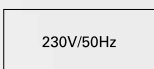
Body

Aluminium



Finish

Powder coated



Optical system

DOZ - Opal polycarbonate diffuser

Wiring

L1000 mm long H05VV-F cable



Light source

LED, RG1, CRI>80, MacAdam Step ≤ 3



LED lifetime

50.000h @ L80, B10, Ta 25°C

Control gear

Not included

Ceiling thickness

For ceilings between 1-25 mm

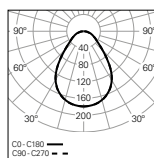
01. Select version



SENSE



DOZ - Opal polycarbonate diffuser

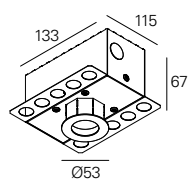


W	lm output	mA	⌀	CODE*
1	50	350	⌀46	90062L101E♣0♦00
3	84	700	⌀46	90062L103E♣0♦00

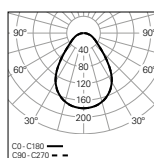
*Replace the symbols to complete the code

Colour	♣
□ White	W
■ Black	B

Colour temp.	♦
3000K	3
4000K	0



DOZ - Opal polycarbonate diffuser + Ceiling rose



W	lm output	mA	⌀	CODE*
1	50	350	135x65	90854L101E♣0♦00
3	84	700	135x65	90854L103E♣0♦00

SENSE

- To complete the product add the control gear. Please order separately.

02. Select options

OPTIONS Code

Control gear HF

Driver LED 350mA	965704
Driver LED 700mA	965705

IP version IP20/65

- Under request.



Architectural
lighting


FESAL




FESAL
420



FESAL Sq
422



FESAL IP
424



FESAL Sq IP
426



FESAL



Product characteristics

Body

Aluminium

**Finish**

Powder coated

**Optical system**

PB - Shiny reflector

Light source

LED, RG1, CRI>90, MacAdam Step ≤ 3

**LED lifetime**

50.000h @ L80, B10, Ta 25°C

Control gear

Not included

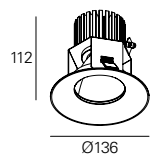
Ceiling thickness

For ceilings between 1-25 mm

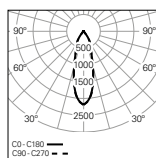
01. Select version



FESAL



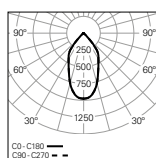
PB - Shiny reflector | Beam angle of 35°



UGR	W	lm output	lm/W	mA	Ø	CODE*
≤13	7	932	143	200	Ø132	90019L00L0▲0◆35
≤16	12	1578	134	350	Ø132	90019L00H0▲0◆35

CO-C180 —
C90-C270 - -

PB - Shiny reflector | Beam angle of 60°



UGR	W	lm output	lm/W	mA	Ø	CODE*
≤19	7	953	146	200	Ø132	90019L00L0▲0◆60
≤19	12	1596	136	350	Ø132	90019L00H0▲0◆60

CO-C180 —
C90-C270 - -

*Replace the symbols to complete the code

Colour	Symbol
White	W
Black	B

Colour temp.	Symbol
3000K	B
4000K	A

FESAL

• To complete the product add the control gear. Please order separately.

02. Select options

OPTIONS Code

Control gear HF

Driver 8,4W 10-42V 200mA HF	900001E
Driver 14,7W 10-42V 350mA HF	900004E

Control gear dimmable DALI

Driver 10,4W 09-52V 200mA DALI+ PUSH	900101H
Driver 18,2W 09-52V 350mA DALI+ PUSH	900104H

Steel safety cable

L1500 mm	955000
----------	--------

FESAL Sq



Product characteristics

Body

Steel sheet

Finish

Powder coated

Optical system

PB - Shiny reflector

Light source

LED, RG1, CRI>90, MacAdam Step ≤ 3

LED lifetime

50.000h @ L80, B10, Ta 25°C

Control gear

Not included

Ceiling thickness

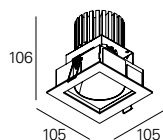
For ceilings between 1-25 mm



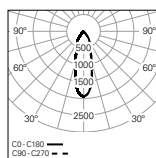
01. Select version



FESAL Sq

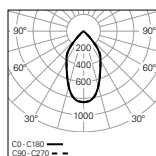


PB - Shiny reflector | Beam angle of 35°



UGR	W	lm output	lm/W	mA	□	CODE*
≤16	8	796	122	200	95x93	90767L00L0♣0♦35
≤19	14	1330	113	350	95x93	90767L00H0♣0♦35

PB - Shiny reflector | Beam angle of 60°



UGR	W	lm output	lm/W	mA	□	CODE*
≤22	8	817	125	200	95x93	90767L00L0♣0♦60
≤22	14	1347	115	350	95x93	90767L00H0♣0♦60

*Replace the symbols to complete the code

Colour	♣
□ White	W
■ Black	B

Colour temp.	♦
3000K	B
4000K	A

FESAL Sq

• To complete the product add the control gear. Please order separately.

02. Select options

OPTIONS Code

Control gear HF

Driver 8,4W 10-42V 200mA HF	900001E
Driver 14,7W 10-42V 350mA HF	900004E

Control gear dimmable DALI

Driver 10,4W 09-52V 200mA DALI+ PUSH	900101H
Driver 18,2W 09-52V 350mA DALI+ PUSH	900104H

Steel safety cable

L1500 mm	955000
----------	--------

FESAL IP



Product characteristics

Body

Aluminium

Finish

Powder coated

Optical system

PB - Shiny reflector
Transparent polycarbonate

Light source

LED, RG1, CRI>90, MacAdam Step ≤ 3

LED lifetime

50.000h @ L80, B10, Ta 25°C

Control gear

Not included

Ceiling thickness

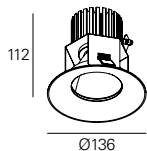
For ceilings between 1-25 mm



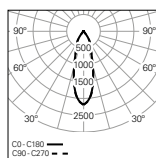
01. Select version



FESAL IP



PB - Shiny reflector | Beam angle of 35°



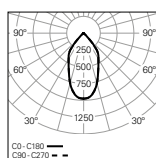
W	lm output	lm/W	mA	Ø	CODE*
8	932	143	200	Ø132	90765L00L0♣0♣35
14	1578	134	350	Ø132	90765L00H0♣0♣35

*Replace the symbols to complete the code

Colour	♣
□ White	W
■ Black	B

Colour temp.	♣
3000K	B
4000K	A

PB - Shiny reflector | Beam angle of 60°



W	lm output	lm/W	mA	Ø	CODE*
8	953	146	200	Ø132	90765L00L0♣0♣60
14	1596	136	350	Ø132	90765L00H0♣0♣60

FESAL IP

• To complete the product add the control gear. Please order separately.

02. Select options

OPTIONS Code

Control gear HF

Driver 8,4W 10-42V 200mA HF	900001E
Driver 14,7W 10-42V 350mA HF	900004E

Control gear dimmable DALI

Driver 10,4W 09-52V 200mA DALI+ PUSH	900101H
Driver 18,2W 09-52V 350mA DALI+ PUSH	900104H

Steel safety cable

L1500 mm	955000
----------	--------

FESAL Sq IP



Product characteristics

Body

Steel sheet

Finish

Powder coated

Optical system

PB - Shiny reflector
Transparent polycarbonate

Light source

LED, RG1, CRI>90, MacAdam Step ≤ 3

LED lifetime

50.000h @ L80, B10, Ta 25°C

Control gear

Not included

Ceiling thickness

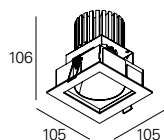
For ceilings between 1-25 mm



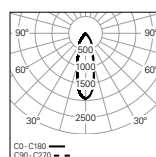
01. Select version



FESAL Sq IP

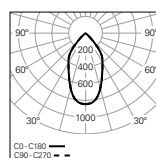


PB - Shiny reflector | Beam angle of 35°



W	lm output	lm/W	mA	Size	CODE*
8	796	122	200	95x93	90766L00L0♣0♣35
14	1330	113	350	95x93	90766L00H0♣0♣35

PB - Shiny reflector | Beam angle of 60°



W	lm output	lm/W	mA	Size	CODE*
8	817	125	200	95x93	90766L00L0♣0♣60
14	1347	115	350	95x93	90766L00H0♣0♣60

*Replace the symbols to complete the code

Colour	Symbol
White	W
Black	B

Colour temp.	Symbol
3000K	B
4000K	A

FESAL Sq IP

• To complete the product it is necessary to separately order the driver.

02. Select options

OPTIONS Code

Control gear HF

Driver 8,4W 10-42V 200mA HF	900001E
Driver 14,7W 10-42V 350mA HF	900004E

Control gear dimmable DALI

Driver 10,4W 09-52V 200mA DALI+ PUSH	900101H
Driver 18,2W 09-52V 350mA DALI+ PUSH	900104H

Steel safety cable

L1500 mm	955000
----------	--------




Architectural
lighting

DYNA



DYNA MINI
430




DYNA MINI Sq
432



DYNA MINI /C
434



DYNA
438




DYNA Sq
440



DYNA /C
442



DYNA IP
444



DYNA Sq IP
446



DYNA MINI



Product characteristics

Body

Aluminium

**Finish**

Powder coated

**Optical system**

PM - Matte reflector

Light source

LED, RG1, CRI>90, MacAdam Step ≤ 3

**LED lifetime**

50.000h @ L80, B10, Ta 25°C

Control gear

Not included

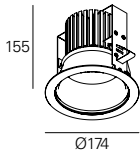
Ceiling thickness

For ceilings between 1-20 mm

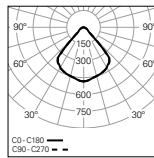
01. Select version



DYNA MINI



PM - Matte reflector



W	lm output	lm/W	mA	Ø	CODE*
8	1064	129	250	Ø155	90183L00L0♣0♦00
17	2125	128	500	Ø155	90183L00M0♣0♦00
24	2881	120	700	Ø155	90183L00H0♣0♦00

*Replace the symbols to complete the code

Colour	♣
□ White	W
■ Black	B

Colour temp.	♦
3000K	B
4000K	A

DYNA MINI

• To complete the product add the control gear. Please order separately.

02. Select options



Product details

OPTIONS Code

Control gear HF

Driver 10,5W 10-42V 250mA HF	900002E
Driver 21W 10-42V 500mA HF	900007E
Driver 28W 28-40V 700mA HF	900303E

Control gear dimmable DALI

Driver 13W 09-52V 250mA DALI+ PUSH	900102H
Driver 26W 09-52V 500mA DALI+ PUSH	900107H
Driver 26,3W 09-37,5V 700mA DALI+ PUSH	900111H

Steel safety cable

L1500 mm	955000
----------	--------



Downlight



Front view

DYNA MINI Sq



Product characteristics

Body

Steel sheet

Finish

Powder coated

Optical system

PM - Matte reflector

Light source

LED, RG1, CRI>90, MacAdam Step ≤ 3

LED lifetime

50.000h @ L80, B10, Ta 25°C

Control gear

Not included

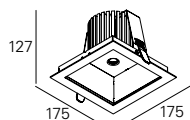
Ceiling thickness

For ceilings between 1-25 mm

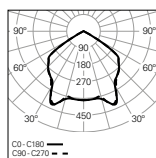


01. Select version

DYNA MINI Sq



PM - Matte reflector



W	lm output	lm/W	mA	□	CODE*
8	1297	157	250	165x160	90760L00L0♣0♦00
17	2505	150	500	165x160	90760L00M0♣0♦00
24	3396	142	700	165x160	90760L00H0♣0♦00



*Replace the symbols to complete the code

Colour	♣
□ White	W
■ Black	B

Colour temp.	♦
3000K	B
4000K	A

DYNA MINI Sq

• To complete the product add the control gear. Please order separately.

02. Select options

OPTIONS Code

Control gear HF

Driver 10,5W 10-42V 250mA HF	900002E
Driver 21W 10-42V 500mA HF	900007E
Driver 28W 28-40V 700mA HF	900303E

Control gear dimmable DALI

Driver 13W 09-52V 250mA DALI+ PUSH	900102H
Driver 26W 09-52V 500mA DALI+ PUSH	900107H
Driver 26,3W 09-37,5V 700mA DALI+ PUSH	900111H

Steel safety cable

L1500 mm	955000
----------	--------



Product details



Downlight



Front view

DYNA MINI /C



Product characteristics

Body

Aluminium

Finish

Powder coated

Optical system

PM - Matte reflector

Light source

LED, RG1, CRI>90, MacAdam Step ≤ 3

LED lifetime

50.000h @ L80, B10, Ta 25°C

Control gear

LED driver 220-240V-50/60Hz included



230V/50Hz



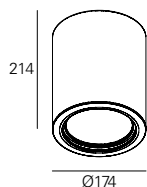
IP 20

650°C

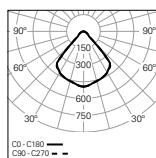
01. Select version



DYNA MINI /C



PM - Matte reflector



W
9
14
21

lm
output
1064
1454
2125

lm/W
118
104
101

CODE*


90761L00L♥♣♦00
90761L00M♥♣♦00
90761L00H♥♣♦00

*Replace the symbols to complete the code

Control ▼
gear
HF E
DALI H

Colour ♠
□ White W
■ Black B

Colour temp. ♦
3000K B
4000K A





DYNA



Product characteristics

Body

Aluminium

Finish

Powder coated

Optical system

EFFICIENT - High performance matte reflector

CONTROL - Glare control matte reflector

Light source

LED, RG1, CRI>80, MacAdam Step ≤ 3

LED lifetime

60.000h @ L70, B10, Ta 25°C

Control gear

Not included

Ceiling thickness

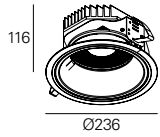
For ceilings between 1-25 mm



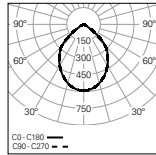
01. Select version



DYNA



EFFICIENT - High performance matte reflector | Beam angle of 80°

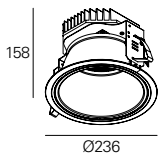


UGR	W	lm output	lm/W	mA	Φ	CODE*
≤19	8	1172	145	250	Ø220	90014L00L0♣0♦00
≤19	17	2283	135	500	Ø220	90014L00M0♣0♦00
≤22	24	3096	128	700	Ø220	90014L00H0♣0♦00

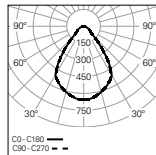
*Replace the symbols to complete the code

Colour	Symbol
White	W
Black	B

Colour temp.	Symbol
3000K	3
4000K	0



CONTROL - Glare control matte reflector | Beam angle of 80°



UGR	W	lm output	lm/W	mA	Φ	CODE*
≤16	8	1125	139	250	Ø220	90123L00L0♣0♦00
≤19	17	2168	128	500	Ø220	90123L00M0♣0♦00
≤19	24	3002	124	700	Ø220	90123L00H0♣0♦00

DYNA

• To complete the product add the control gear. Please order separately.

02. Select options



Product details

OPTIONS Code

Control gear HF

Driver 10,5W 10-42V 250mA HF	900002E
Driver 21W 10-42V 500MA HF	900007E
Driver 28W 28-40V 700MA HF	900303E

Control gear dimmable DALI

Driver 13W 09-52V 250mA DALI+ PUSH	900102H
Driver 26W 09-52V 500MA DALI+ PUSH	900107H
Driver 26,3W 09-37,5V 700mA DALI+ PUSH	900111H

Steel safety cable

L1500 mm	955000
----------	--------

Emergency unit (3 hours)

• Under request.




Heatsink



Front view

DYNA Sq



Product characteristics

Body

Steel sheet

Finish

Powder coated

Optical system

PM - Matte reflector

Light source

LED, RG1, CRI>80, MacAdam Step ≤ 3

LED lifetime

60.000h @ L70, B10, Ta 25°C

Control gear

Not included

Ceiling thickness

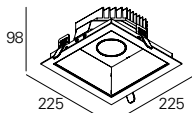
For ceilings between 1-25 mm



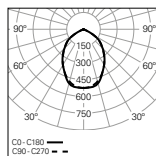
01. Select version



DYNA Sq



PM - Matte reflector



W	lm output	lm/W	mA	ƒ	CODE*
8	1172	145	250	209x209	90757L00L0♣0♦00
17	2283	135	500	209x209	90757L00M0♣0♦00
24	3096	128	700	209x209	90757L00H0♣0♦00

*Replace the symbols to complete the code

Colour	Symbol
White	♣
Black	♠

Colour temp.	Symbol
3000K	♦
4000K	0

DYNA Sq

• To complete the product add the control gear. Please order separately.

02. Select options



Product details

OPTIONS Code

Control gear HF

Driver 10,5W 10-42V 250mA HF	900002E
Driver 21W 10-42V 500MA HF	900007E
Driver 28W 28-40V 700MA HF	900303E

Control gear dimmable DALI

Driver 13W 09-52V 250mA DALI+ PUSH	900102H
Driver 26W 09-52V 500MA DALI+ PUSH	900107H
Driver 26,3W 09-37,5V 700mA DALI+ PUSH	900111H

Steel safety cable

L1500 mm	955000
----------	--------

Emergency unit (3 hours)

• Under request.



Front view

DYNA /C



Product characteristics

Body

Aluminium

**Finish**

Powder coated

230V/50Hz

Optical system

PM - Matte reflector

Light source

LED, RG1, CRI>80, MacAdam Step ≤ 3



IP 20

LED lifetime

60.000h @ L70, B10, Ta 25°C

650°C

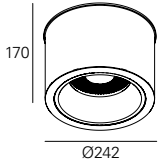
Control gear

LED driver 220-240V-50/60Hz included

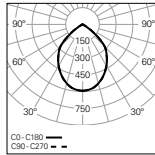
01. Select version



DYNA / C



PM - Matte reflector



W
9
19
28

lm
output
1172
2283
3096

lm/W
130
120
111

CODE*
90759L00L♥♣0♦00
90759L00M♥♣0♦00
90759L00H♥♣0♦00

*Replace the symbols to complete the code

Control gear
HF E
DALI H

Colour
□ White W
■ Black B

Colour temp. ♦
3000K 3
4000K 0

DYNA IP



Product characteristics

Body

Aluminium



Finish

Powder coated



Optical system

Opal tempered glass



Light source

LED, RG1, CRI>80, MacAdam Step ≤ 3

LED lifetime

60.000h @ L70, B10, Ta 25°C



Control gear

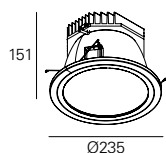
Not included

Ceiling thickness

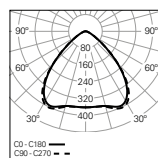
For ceilings between 1-20 mm

01. Select version

DYNA IP



Opal tempered glass



W	lm output	lm/W	mA	Φ	CODE*
17	2326	138	500	Ø215	90136L00L0♣0♦00
24	3121	129	700	Ø215	90136L00M0♣0♦00
32	3884	121	900	Ø215	90136L00H0♣0♦00



*Replace the symbols to complete the code

Colour	Symbol
White	♣
Black	♠

Colour temp.	Symbol
3000K	♦
4000K	0

DYNA IP

• To complete the product add the control gear. Please order separately.

02. Select options



Product details

OPTIONS Code

Control gear HF

Driver 21W 10-42V 500mA HF	900007E
Driver 28W 28-40V 700mA HF	900303E
Driver 37,8W 30-42V 900mA HF	900500E

Control gear dimmable DALI

Driver 26W 09-52V 500MA DALI+ PUSH	900107H
Driver 26,3W 09-37,5V 700mA DALI+ PUSH	900111H
Driver 44,1W 09-49V 900mA DALI+ PUSH	900604H

Steel safety cable

L1500 mm	955000
----------	--------

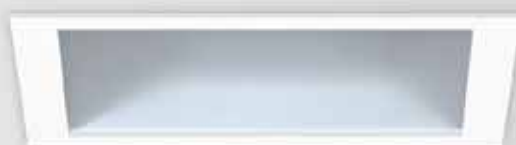
Emergency unit (3 hours)

• Under request.



Brackets

DYNA Sq IP



Product characteristics

Body

Steel sheet

Finish

Powder coated

Optical system

Opal tempered glass

Light source

LED, RG1, CRI>80, MacAdam Step ≤ 3

LED lifetime

60.000h @ L70, B10, Ta 25°C

Control gear

Not included

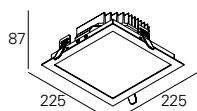
Ceiling thickness

For ceilings between 1-25 mm

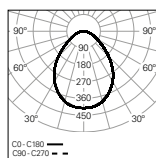


01. Select version

DYNA Sq IP



Opal tempered glass



W	lm output	lm/W	mA	□	CODE*
17	2326	138	500	209x209	90758L00L0♣0♦00
24	3121	129	700	209x209	90758L00M0♣0♦00
32	3884	121	900	209x209	90758L00H0♣0♦00



*Replace the symbols to complete the code

Colour	♣
□ White	W
■ Black	B

Colour temp.	♦
3000K	3
4000K	0

DYNA Sq IP

• To complete the product add the control gear. Please order separately.

02. Select options



Product details

OPTIONS Code

Control gear HF

Driver 21W 10-42V 500mA HF	900007E
Driver 28W 28-40V 700mA HF	900303E
Driver 37,8W 30-42V 900mA HF	900500E

Control gear dimmable DALI

Driver 26W 09-52V 500MA DALI+ PUSH	900107H
Driver 26,3W 09-37,5V 700mA DALI+ PUSH	900111H
Driver 44,1W 09-49V 900mA DALI+ PUSH	900604H

Steel safety cable

L1500 mm	955000
----------	--------

Emergency unit (3 hours)

• Under request.



Front view







Architectural
lighting


AURA



AURA
452



AURA



Product characteristics

Body

Steel sheet



Finish

Powder coated

230V/50Hz

Optical system

LIGHT+ - Opal diffuser



IP 40

Light source

LED, RG1, CRI>80, MacAdam Step ≤ 3

LED lifetime

80.000h @ L80, B10, Ta 25°C

650°C

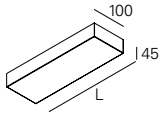
Control gear

LED driver 220-240V-50/60Hz included

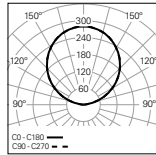
01. Select version



AURA



LIGHT+ - Opal diffuser



W	lm output	lm/W	Lmm	CODE*
16	2017	126	300	90825L030▼▲0◆00
31	4034	130	600	90825L060▼▲0◆00

*Replace the symbols to complete the code

Control gear	
HF	E
DALI	H

Colour ¹	
□ White	W
■ Black	B


Colour temp.	
3000K	3
4000K	0

Product details



Diffuser

¹ Other colours available upon request.



Architectural
lighting

SLIM



SLIM
456



SLIM



Product characteristics

Body

Steel sheet

Finish

Powder coated

Optical system

LIGHT+ - Opal diffuser

Light source

LED, RG1, CRI>80, MacAdam Step ≤ 3

LED lifetime

80.000h @ L90, B10, Ta 25°C

Control gear

LED driver 220-240V-50/60Hz included



230V/50Hz



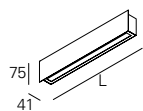
IP 40

650°C

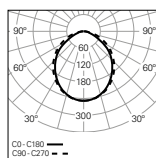
01. Select version



SLIM



LIGHT+ - Opal diffuser




W	lm output	lm/W	Lmm	CODE*
8	802	100	350	90833L350▼▲0◆00
15	1603	107	590	90833L590▼▲0◆00

*Replace the symbols to complete the code

Control gear	
HF	E
DALI	H

Colour ¹	
□ White	W
■ Black	B

Colour temp.	
3000K	3
4000K	0

 Product details



Product detail

¹ Other colours available under request.




Architectural
lighting

VISA



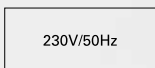
VISA
460





Product characteristics

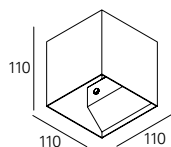
Body Steel sheet
Finish Powder coated
Light source LED, RG1, CRI>80, MacAdam Step ≤3
LED lifetime 50.000h @ L80, B10, Ta 25°C
Control gear LED driver 220-240V-50/60Hz included



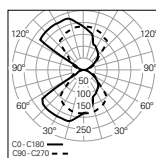
01. Select version



VISA



Direct / Indirect | Beam angle of 90° + 90°



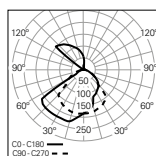
W
3
5

lm
output
141
232

CODE*
90220L101E♣0♦90
90220L103E♣0♦90

CO-C180 —
CO-C270 - -

Direct / Indirect | Beam angle of 90° + 5°



W
3
5

lm
output
80
143

CODE*
90220L101E♣0♦05
90220L103E♣0♦05

CO-C180 —
CO-C270 - -

*Replace the symbols to complete the code

Colour	Symbol	Code
White	□	W
Black	■	B
Sahara	■	0
Carbon	■	I
Rusty chain	■	R
Golden eye	■	D

Colour temp.	Symbol	Code
3000K	♣	3
4000K	♦	0
5700K	♦	5


Chapter
02

ALUMINIUM PROFILE SYSTEMS






REBA 50 bOPTICS



**REBA 50 /E
bOPTICS**
474



**REBA 50 /E
bOPTICS Line**
478




REBA 50 bOPTICS
484




**REBA 50 bOPTICS
Line**
488



Application types





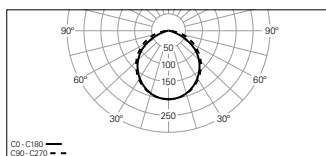
1. Recessed

2. Surface mounted

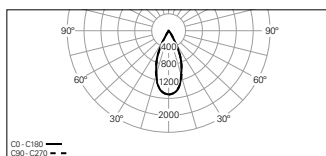
3. Suspended

Optical system

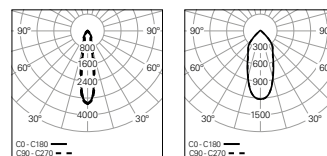
1. bFLEX



2. bOPTICS



3. SPOT





Minimalism and technology

1. Outer profile


Extruded aluminium profile, available in 3 colours.

2. LED

SDCM MacAdam ≤ 3 , 3000K / 4000K colour temperature, CRI > 80 and 80.000h lifetime L90 B10.

3. bOPTICS, bFLEX or SPOT

High-tech optical system with bOPTICS reflector for high visual comfort lighting (UGR < 10), bFLEX opal diffuser that guarantees soft and uniform light without visible spots, or in the version with 1, 2 or 3 SPOTS for more directional lighting.



4. End caps

End caps with no visible screws and without light leakage. Available in the same colour as the product.

5. HF or dimmable DALI driver

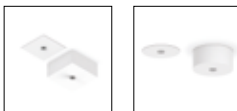
6. Suspension and current supply cable

Suspension kit and current supply cable available in 1500, 3000 or 6000 mm length.



7. Ceiling roses

Ceiling roses in recessed or surface mounted versions, available in black or white colour.



8. Body connector

The two profiles are seamlessly connected to avoid light leakage in any continuous line application.




9. Emergency unit

3h emergency unit. Available above ≈ 1276 mm.

10. Brackets

The recessed version includes a smart mounting bracket for installation in ceilings up to 25 mm thick.





Modules composition

1. End caps

2. Outer profile

- 2.1 Start / end module (SRT/END).
- 2.2 Middle module (MID).

3. Inner profile

- 3.1 bOPTICS
- 3.2 bFLEX
- 3.3 Blank part
- 3.4 Spot 1
- 3.5 Spot 2
- 3.6 Spot 3

4. Body connectors


5. Ceiling roses

6. Current supply cable

7. Suspension

Available modules

(Upper view)



Start / end
module
(SRT/END)




Middle
module
(MID)

How to assemble a line


(Upper view)




End cap



Start / end
module
(SRT/END)



Middle
module
(MID)



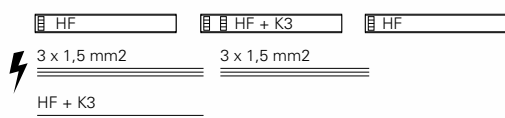
Start / end
module
(SRT/END)



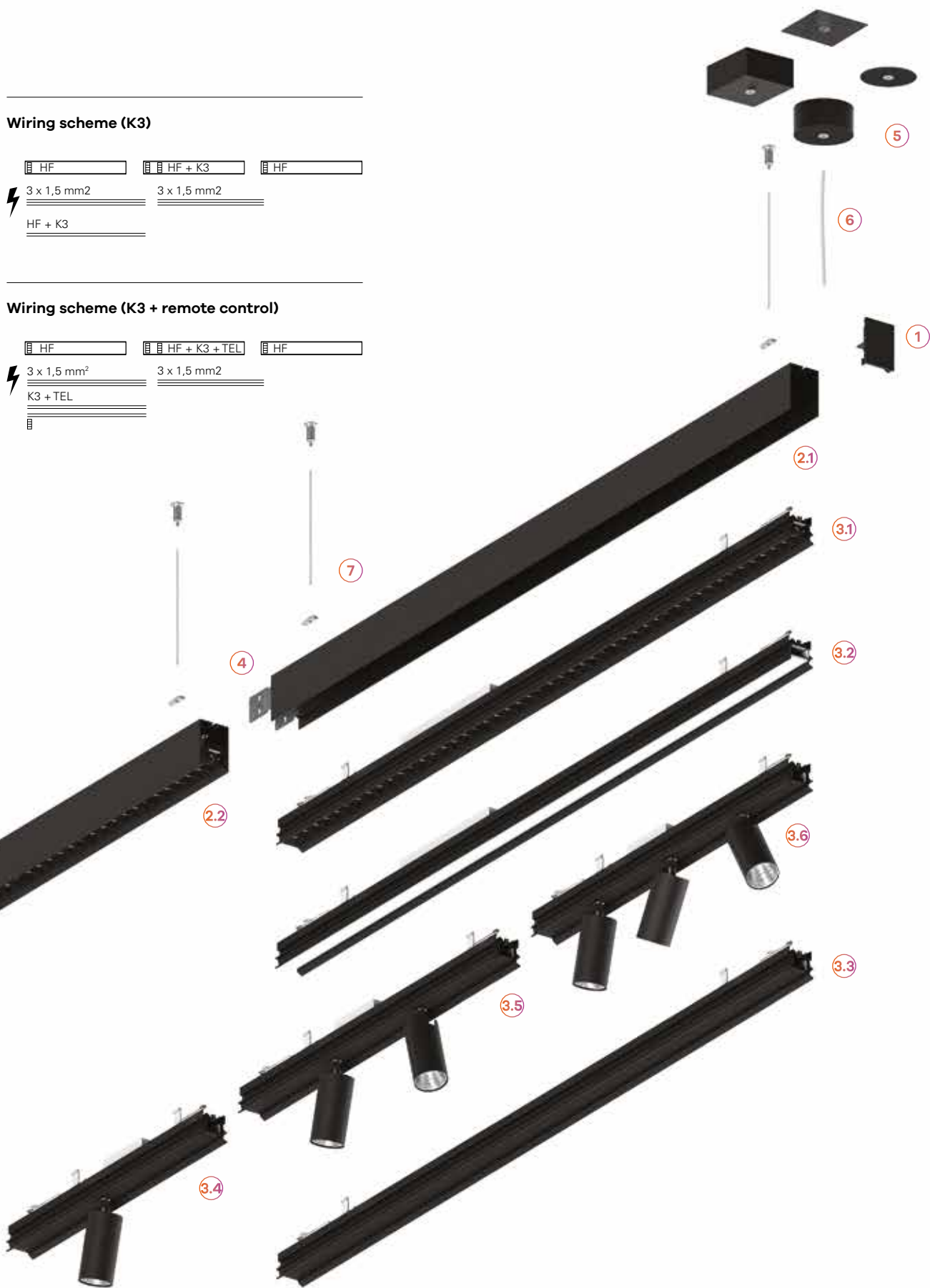
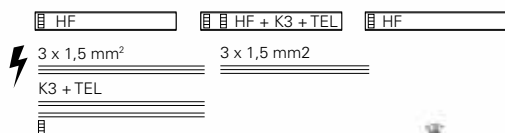
End cap



Wiring scheme (K3)



Wiring scheme (K3 + remote control)



REBA 50 /E bOPTICS



Product characteristics

Body

Extruded aluminium profile

Finish

Powder coated

Optical system

bFLEX - Opal diffuser

bOPTICS - Symmetric reflector

PB - Shiny reflector

Light source

Inner profile: LED, RG1, CRI>80,

MacAdam Step ≤3

Spot: LED, RG1, CRI>90, MacAdam Step ≤3

LED lifetime

Inner profile: 80.000h @ L90, B10, Ta 25°C

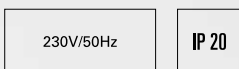
Spot: 86.000h @ L80, B10, Ta 25°C

Control gear

LED driver 220-240V-50/60Hz included

Ceiling thickness

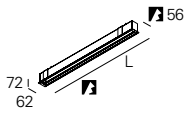
For ceilings between 1-25 mm



01. Select Outer Profile



OUTER PROFILE



Lmm	56	CODE*
675	665	90745L0020▲0000
993	983	90745L0030▲0000
1311	1301	90745L0040▲0000
1629	1619	90745L0050▲0000
1948	1938	90745L0060▲0000
2266	2256	90745L0070▲0000
2585	2575	90745L0080▲0000
2903	2893	90745L0090▲0000

*Replace the symbols to complete the code

Colour	▲
□ White	W
■ Grey	G
■ Black	B

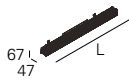
OUTER PROFILE

• To complete the product add the inner profile. Please order separately.

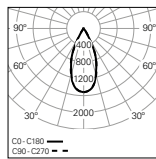
02. Select interior



INNER PROFILE



bOPTICS - Symmetric reflector 48°

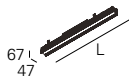


UGR	W	lm output	lm/W	Lmm	CODE*
≤10	12	1488	124	637	90747L002▼▲0♦00
≤10	18	2233	124	955	90747L003▼▲0♦00
≤10	24	2977	124	1273	90747L004▼▲0♦00
≤10	30	3721	124	1591	90747L005▼▲0♦00
≤10	34	4465	131	1910	90747L006▼▲0♦00
≤10	39	5209	134	2228	90747L007▼▲0♦00
≤10	45	5953	132	2547	90747L008▼▲0♦00
≤10	50	6698	134	2865	90747L009▼▲0♦00

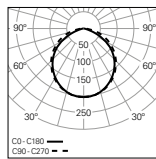
*Replace the symbols to complete the code

Control gear	▼
HF	E
DALI	H

Colour	▲
□ White	W
■ Grey	G
■ Black	B



bFLEX - Opal diffuser



UGR	W	lm output	lm/W	Lmm	CODE*
≤25	12	1017	85	637	90748L002▼▲0♦00
≤25	18	1526	85	955	90748L003▼▲0♦00
≤25	24	2035	85	1273	90748L004▼▲0♦00
≤25	30	2543	85	1591	90748L005▼▲0♦00
≤25	34	3052	90	1910	90748L006▼▲0♦00
≤25	39	3561	91	2228	90748L007▼▲0♦00
≤25	45	4069	90	2547	90748L008▼▲0♦00
≤25	50	4578	92	2865	90748L009▼▲0♦00

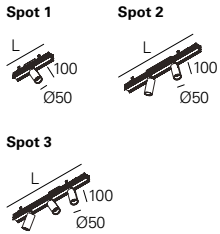
Emergency	●
No EM	0
EM 3h (K3) ¹	3

Colour temp.	♦
3000K	3
4000K	0

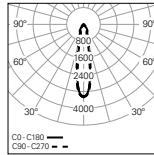
¹ Prepared for emergency remote control.

02. Select interior

SPOT - Projector

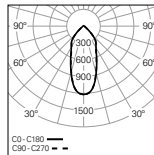


PB - Shiny reflector 20°



SPOT	W	lm output	lm/W	Lmm	CODE*
1	11	1168	106	318	90749L001E♣0♣♣2
1	11	1168	106	637	90749L002♥♣0♣♣2
2	21	2336	111	318	90750L001E♣0♣♣2
2	21	2336	111	637	90750L002♥♣0♣♣2
3	30	3504	117	637	90751L002♥♣0♣♣2

PB - Shiny reflector 50°



SPOT	W	lm output	lm/W	Lmm	CODE*
1	11	1144	104	318	90749L001E♣0♣♣5
1	11	1144	104	637	90749L002♥♣0♣♣5
2	21	2288	109	318	90750L001E♣0♣♣5
2	21	2288	109	637	90750L002♥♣0♣♣5
3	30	3431	114	637	90751L002♥♣0♣♣5



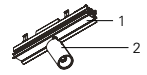
***Replace the symbols to complete the code**

Control gear

HF	E
DALI	H

Colour

□ White	W/W
■ Black	B/B
■ Grey	G/G
□ White/Black	W/B
■ Black/White	B/W
■ Black/Golden eye	B/D



Subtitle:
1. Body
2. Spot

Colour temp.

3000K	B
4000K	A

03. Select options

OPTIONS	Code
Steel safety cable L1500 mm	955000
Low Output version • Under request.	



Product details




Outer profile



Brackets



Ceiling recessed application



bFLEX diffuser



bOPTICS diffuser



Adjustable spotlight



White finish



Black finish



Grey finish



White/Black finish



Black/White finish



Black/Golden Eye finish

REBA 50 /E bOPTICS Line



Product characteristics

Body

Extruded aluminium profile

Finish

Powder coated

Optical system

bFLEX - Opal diffuser

bOPTICS - Symmetric reflector

PB - Shiny reflector

Light source

Inner profile: LED, RG1, CRI>80,

MacAdam Step ≤3

Spot: LED, RG1, CRI>90, MacAdam Step ≤3

LED lifetime

Inner profile: 80.000h @ L90, B10, Ta 25°C

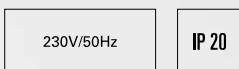
Spot: 86.000h @ L80, B10, Ta 25°C

Control gear

LED driver 220-240V-50/60Hz included

Ceiling thickness

For ceilings between 1-25 mm

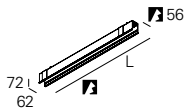


01. Select Outer Profile



OUTER PROFILE

Start / End (SRT/END)

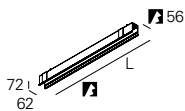


Lmm	56	CODE*
647	648	90746L0020▲0083
965	966	90746L0030▲0083
1283	1284	90746L0040▲0083
1601	1602	90746L0050▲0083
1920	1921	90746L0060▲0083
2238	2239	90746L0070▲0083
2557	2558	90746L0080▲0083
2875	2876	90746L0090▲0083

*Replace the symbols to complete the code

Colour	▲
□ White	W
■ Grey	G
■ Black	B

Middle (MID)



Lmm	56	CODE*
637	637	90746L0020▲0000
955	955	90746L0030▲0000
1273	1273	90746L0040▲0000
1591	1591	90746L0050▲0000
1910	1910	90746L0060▲0000
2228	2228	90746L0070▲0000
2547	2547	90746L0080▲0000
2865	2865	90746L0090▲0000

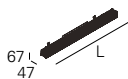
OUTER PROFILE

- To complete the product add the inner profile. Please order separately.
- To complete the line add the start kit, through-wiring and body connector kit. Please order separately.
- Dimensions do not include the start kit. Add 6 mm to the recessing length to complete the line.
- The maximum line length with 1 single feeding point is 30000 mm.

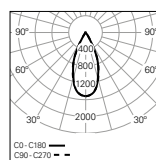
02. Select interior



INNER PROFILE



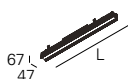
bOPTICS - Symmetric reflector 48°



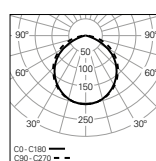
UGR	W	lm output	lm/W	Lmm	CODE*
≤10	12	1488	124	637	90747L002▼▲0♦00
≤10	18	2233	124	955	90747L003▼▲0♦00
≤10	24	2977	124	1273	90747L004▼▲0♦00
≤10	30	3721	124	1591	90747L005▼▲0♦00
≤10	34	4465	131	1910	90858L006▼▲0♦00
≤10	39	5209	134	2228	90858L007▼▲0♦00
≤10	45	5953	132	2547	90858L008▼▲0♦00
≤10	50	6698	134	2865	90858L009▼▲0♦00

*Replace the symbols to complete the code

Control gear	▼
HF	E
DALI	H



bFLEX - Opal diffuser



UGR	W	lm output	lm/W	Lmm	CODE*
≤25	12	1017	85	637	90748L002▼▲0♦00
≤25	18	1526	85	955	90748L003▼▲0♦00
≤25	24	2035	85	1273	90748L004▼▲0♦00
≤25	30	2543	85	1591	90748L005▼▲0♦00
≤25	34	3052	90	1910	90859L006▼▲0♦00
≤25	39	3561	91	2228	90859L007▼▲0♦00
≤25	45	4069	90	2547	90859L008▼▲0♦00
≤25	50	4578	92	2865	90859L009▼▲0♦00

Colour	▲
□ White	W
■ Grey	G
■ Black	B

Emergency	●
No EM	0
EM 3h (K3) ¹	3

Colour temp.	♦
3000K	3
4000K	0

¹ Prepared for emergency remote control.

02. Select interior

SPOT - Projector

Spot 1



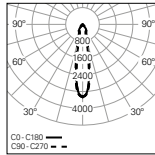
Spot 2



Spot 3

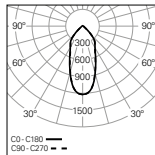


PB - Shiny reflector 20°



SPOT	W	lm output	lm/W	Lmm	CODE*
1	11	1168	106	318	90749L001E♣0♣♠2
1	11	1168	106	637	90749L002♥♣0♣♠2
2	21	2336	111	318	90750L001E♣0♣♠2
2	21	2336	111	637	90750L002♥♣0♣♠2
3	30	3504	117	637	90751L002♥♣0♣♠2

PB - Shiny reflector 50°

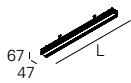


SPOT	W	lm output	lm/W	Lmm	CODE*
1	11	11	11	318	90749L001E♣0♣♠5
1	11	11	11	637	90749L002♥♣0♣♠5
2	21	21	21	318	90750L001E♣0♣♠5
2	21	21	21	637	90750L002♥♣0♣♠5
3	30	30	30	637	90751L002♥♣0♣♠5

SPOT - Projector

• The SPOT L318 mm version can only be applied at the end of the line (END).

BLANK PART



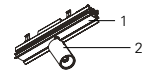
Lmm	CODE*
318	90744L0010♣0000
637	90744L0020♣0000
955	90744L0030♣0000
1273	90744L0040♣0000
1591	90744L0050♣0000
1910	90744L0060♣0000
2228	90744L0070♣0000
2547	90744L0080♣0000
2865	90744L0090♣0000



*Replace the symbols to complete the code

Control gear	
HF	E
DALI	H

Colour	
□ White	W/W
■ Black	B/B
■ Grey	G/G
□ White/Black	W/B
■ Black/White	B/W
■ Black/Golden eye	B/D



Subtitle:
1. Body
2. Spot

Colour temp.	
3000K	B
4000K	A



*Replace the symbols to complete the code

Colour	
□ White	W
■ Grey	G
■ Black	B

03. Select options

OPTIONS		Code*
Start kit - end cap start/end	72 9 62 9	923210
• 2 end caps included.		
Through-wiring		
• Standard		
3 x 1,5 mm ²		945650
5 x 1,5 mm ²		945750
• 2 x 1,5 mm²		
HF+K3 (x1) - L638 - L1914 mm		948000
HF+K3 (x2) - L2233 - L2871 mm		948001
• 2 x 1,5 mm² + 5P terminal block		
DALI+K3 (x1) - L638 - L1914 mm		948200
DALI+K3 (x2) - L2233 - L2871 mm		948201
• 2 x 1,5 mm² + 2 x 0,75 mm² + 5P terminal block		
K3+TEL (x1) - L638 - L1914 mm		948100
K3+TEL (x2) - L2233 - L2871 mm		948101
Body connector kit		932100
• Steel body connector, screws included.		
Steel safety cable		955000
L1500 mm		
Low Output version		
• Under request.		
Bespoke projects		
• Under request.		



*Replace the symbols to complete the code

Colour	♣
<input type="checkbox"/> White	W
<input type="checkbox"/> Grey	G
<input type="checkbox"/> Black	B



Product details



Outer profile



Brackets



Ceiling recessed application



bFLEX diffuser



bOPTICS diffuser



Adjustable spotlight



White finish



Black finish



Grey finish



White/Black finish



Black/White finish




Black/Golden Eye finish



Start Kit





REBA 50 bOPTICS



Product characteristics

Body

Extruded aluminium profile

Finish

Powder coated

Optical system

bFLEX - Opal diffuser

bOPTICS - Symmetric reflector

PB - Shiny reflector

Light source

Inner profile: LED, RG1, CRI>80,

MacAdam Step ≤ 3

Spot: LED, RG1, CRI>90, MacAdam Step ≤ 3

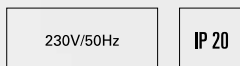
LED lifetime

Inner profile: 80.000h @ L90, B10, Ta 25°C

Spot: 86.000h @ L80, B10, Ta 25°C

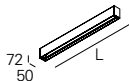
Control gear

LED driver 220-240V-50/60Hz included



01. Select Outer Profile

OUTER PROFILE



Lmm	CODE*
663	90737L0020▲0000
981	90737L0030▲0000
1299	90737L0040▲0000
1617	90737L0050▲0000
1936	90737L0060▲0000
2254	90737L0070▲0000
2573	90737L0080▲0000
2891	90737L0090▲0000



*Replace the symbols to complete the code

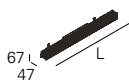
Colour	Symbol
White	W
Grey	G
Black	B

OUTER PROFILE

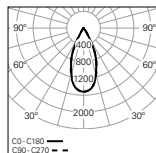
- To complete the product add the inner profile. Please order separately.
- For suspended version add the suspension, current supply cable and ceiling rose. Please order separately.

02. Select interior

INNER PROFILE



bOPTICS - Symmetric reflector 48°

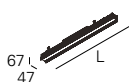


UGR	W	lm output	lm/W	Lmm	CODE*
≤10	12	1488	124	637	90747L002▼▲0♦00
≤10	18	2233	124	955	90747L003▼▲0♦00
≤10	24	2977	124	1273	90747L004▼▲0♦00
≤10	30	3721	124	1591	90747L005▼▲0♦00
≤10	34	4465	131	1910	90747L006▼▲0♦00
≤10	39	5209	134	2228	90747L007▼▲0♦00
≤10	45	5953	132	2547	90747L008▼▲0♦00
≤10	50	6698	134	2865	90747L009▼▲0♦00

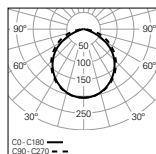
*Replace the symbols to complete the code

Control gear	Symbol
HF	E
DALI	H

Colour	Symbol
White	W
Grey	G
Black	B



bFLEX - Opal diffuser



UGR	W	lm output	lm/W	Lmm	CODE*
≤25	12	1017	85	637	90748L002▼▲0♦00
≤25	18	1526	85	955	90748L003▼▲0♦00
≤25	24	2035	85	1273	90748L004▼▲0♦00
≤25	30	2543	85	1591	90748L005▼▲0♦00
≤25	34	3052	90	1910	90748L006▼▲0♦00
≤25	39	3561	91	2228	90748L007▼▲0♦00
≤25	45	4069	90	2547	90748L008▼▲0♦00
≤25	50	4578	92	2865	90748L009▼▲0♦00

Emergency	Symbol
No EM	0
EM 3h (K3) ¹	3

Colour temp.	Symbol
3000K	3
4000K	0

¹ Prepared for emergency remote control.

02. Select interior

SPOT - Projector


Spot 1



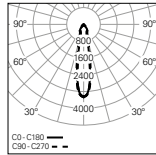
Spot 2



Spot 3

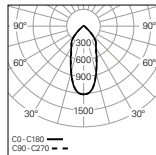


PB - Shiny reflector 20°



SPOT	W	lm output	lm/W	Lmm	CODE*
1	11	1168	106	318	90749L001E♣0♣♣2
1	11	1168	106	637	90749L002♥♣0♣♣2
2	21	2336	111	318	90750L001E♣0♣♣2
2	21	2336	111	637	90750L002♥♣0♣♣2
3	30	3504	117	637	90751L002♥♣0♣♣2

PB - Shiny reflector 50°



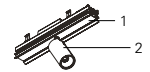
SPOT	W	lm output	lm/W	Lmm	CODE*
1	11	1144	104	318	90749L001E♣0♣♣5
1	11	1144	104	637	90749L002♥♣0♣♣5
2	21	2288	109	318	90750L001E♣0♣♣5
2	21	2288	109	637	90750L002♥♣0♣♣5
3	30	3431	114	637	90751L002♥♣0♣♣5



*Replace the symbols to complete the code

Control gear	
HF	E
DALI	H





Colour	
□ White	W/W
■ Black	B/B
■ Grey	G/G
□ White/Black	W/B
■ Black/White	B/W
■ Black/Golden eye	B/D



Subtitle:
1. Body
2. Spot

Colour temp.	
3000K	B
4000K	A

03. Select options

OPTIONS	Code*
Suspension	
S5 L1500 mm (x1)	910408
S5 L1500 mm (x2)	910409
S5 L3000 mm (x1)	910419
S5 L3000 mm (x2)	910412
S5 L6000 mm (x1)	910420
S5 L6000 mm (x2)	910421
Transparent current supply cable	
L1500 mm - 3 x 0,75 mm ²	940400
L1500 mm - 5 x 0,75 mm ²	940500
L1500 mm - 7 x 0,75 mm ²	940600
L3000 mm - 3 x 0,75 mm ²	940401
L3000 mm - 5 x 0,75 mm ²	940501
L3000 mm - 7 x 0,75 mm ²	940601
L6000 mm - 3 x 0,75 mm ²	940402
L6000 mm - 5 x 0,75 mm ²	940507
L6000 mm - 7 x 0,75 mm ²	940602
• For the option DALI with emergency unit and remote control add 2 current supply cables of 5 x 0,75 mm ² .	
Square ceiling rose	
Surface mounted T25  45 100	978610
Surface mounted T29 (DALI+K3)	978611
Recessed T7  Ø70 35 90	971400
Recessed T59 (DALI+K3)	971410
Round ceiling rose	
Surface mounted T24  45 Ø95	978600
Surface mounted T26 (DALI+K3)	978601
Recessed T5  Ø70 33 Ø90	971300
Recessed T27 (DALI+K3)	978700
Low Output version	
• Under request.	



*Replace the symbols to complete the code

Colour	Symbol
□ White	W
■ Black	B



Product details



Outer profile

End caps without visible screws

Suspension



Ceiling surface application

Suspended application

bFLEX diffuser



bOPTICS diffuser

Adjustable spotlight

White finish



Black finish

Grey finish

White/Black finish



Black/White finish

Black/Golden Eye finish

Square ceiling roses



Round ceiling roses

REBA 50 bOPTICS Line



Product characteristics

Body

Extruded aluminium profile

Finish

Powder coated

Optical system

bFLEX - Opal diffuser

bOPTICS - Symmetric reflector

PB - Shiny reflector

Light source

Inner profile: LED, RG1, CRI>80,

MacAdam Step ≤ 3

Spot: LED, RG1, CRI>90, MacAdam Step ≤ 3

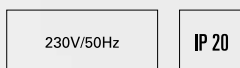
LED lifetime

Inner profile: 80.000 @ L90, B10, Ta 25°C

Spot: 86.000h @ L80, B10, Ta 25°C

Control gear

LED driver 220-240V-50/60Hz included

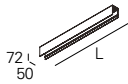


01. Select Outer Profile



OUTER PROFILE

Start / End (SRT/END)

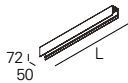


Lmm	CODE*
647	90738L0020▲0083
965	90738L0030▲0083
1283	90738L0040▲0083
1601	90738L0050▲0083
1920	90738L0060▲0083
2238	90738L0070▲0083
2557	90738L0080▲0083
2875	90738L0090▲0083

*Replace the symbols to complete the code

Colour	▲
□ White	W
■ Grey	G
■ Black	B

Middle (MID)



Lmm	CODE*
637	90738L0020▲0000
955	90738L0030▲0000
1273	90738L0040▲0000
1591	90738L0050▲0000
1910	90738L0060▲0000
2228	90738L0070▲0000
2547	90738L0080▲0000
2865	90738L0090▲0000

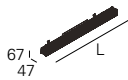
OUTER PROFILE

- To complete the product add the inner profile. Please order separately.
- For suspended version add the suspension, current supply cable and ceiling rose. Please order separately.
- To complete the line add the start kit, through-wiring and body connector kit. Please order separately.
- Dimensions do not include start kit. To complete the line add 6 mm to the length.
- The maximum line length with 1 single feeding point is 30000 mm.

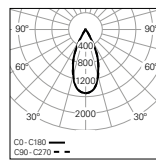
02. Select interior



INNER PROFILE



bOPTICS - Symmetric reflector 48°

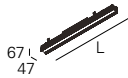


UGR	W	lm output	lm/W	Lmm	CODE*
≤10	12	1488	124	637	90747L002▼▲0♦00
≤10	18	2233	124	955	90747L003▼▲0♦00
≤10	24	2977	124	1273	90747L004▼▲0♦00
≤10	30	3721	124	1591	90747L005▼▲0♦00
≤10	34	4465	131	1910	90858L006▼▲0♦00
≤10	39	5209	134	2228	90858L007▼▲0♦00
≤10	45	5953	132	2547	90858L008▼▲0♦00
≤10	50	6698	134	2865	90858L009▼▲0♦00

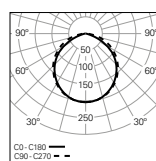
*Replace the symbols to complete the code

Control gear	▼
HF	E
DALI	H

Colour	▲
□ White	W
■ Grey	G
■ Black	B



bFLEX - Opal diffuser



UGR	W	lm output	lm/W	Lmm	CODE*
≤25	12	1017	85	637	90748L002▼▲0♦00
≤25	18	1526	85	955	90748L003▼▲0♦00
≤25	24	2035	85	1273	90748L004▼▲0♦00
≤25	30	2543	85	1591	90748L005▼▲0♦00
≤25	34	3052	90	1910	90859L006▼▲0♦00
≤25	39	3561	91	2228	90859L007▼▲0♦00
≤25	45	4069	90	2547	90859L008▼▲0♦00
≤25	50	4578	92	2865	90859L009▼▲0♦00

Emergency	●
No EM	0
EM 3h (K3) ¹	3

Colour temp.	♦
3000K	3
4000K	0

¹ Prepared for emergency remote control.

02. Select interior

SPOT - Projector

Spot 1



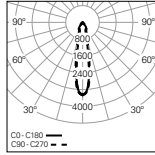
Spot 2



Spot 3

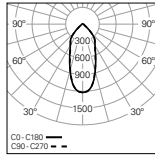


PB - Shiny reflector 20°



SPOT	W	lm output	lm/W	Lmm	CODE*
1	11	1168	106	318	90749L001E♣0♣♠2
1	11	1168	106	637	90749L002♥♣0♣♠2
2	21	2336	111	318	90750L001E♣0♣♠2
2	21	2336	111	637	90750L002♥♣0♣♠2
3	30	3504	117	637	90751L002♥♣0♣♠2

PB - Shiny reflector 50°



SPOT	W	lm output	lm/W	Lmm	CODE*
1	11	1144	104	318	90749L001E♣0♣♠5
1	11	1144	104	637	90749L002♥♣0♣♠5
2	21	2288	109	318	90750L001E♣0♣♠5
2	21	2288	109	637	90750L002♥♣0♣♠5
3	30	3431	114	637	90751L002♥♣0♣♠5

SPOT - Projector

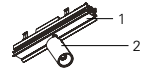
• The SPOT L318 mm version can only be applied at the end of the line (END).



*Replace the symbols to complete the code

Control gear	
HF	E
DALI	H

Colour	
□ White	W/W
■ Black	B/B
■ Grey	G/G
□ White/Black	W/B
■ Black/White	B/W
■ Black/Golden eye	B/D



Subtitle:

1. Body
2. Spot

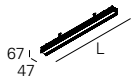
Colour temp.	
3000K	B
4000K	A



*Replace the symbols to complete the code

Colour	
□ White	W
■ Grey	G
■ Black	B

BLANK PART



Lmm	CODE*
318	90744L0010♣0000
637	90744L0020♣0000
955	90744L0030♣0000
1273	90744L0040♣0000
1591	90744L0050♣0000
1910	90744L0060♣0000
2228	90744L0070♣0000
2547	90744L0080♣0000
2865	90744L0090♣0000

03. Select options

OPTIONS		Code*
Start kit - end cap start/end		923110▲
• 2 end caps included.		
Through-wiring		
• Standard		
3 x 1,5 mm ²		945650
5 x 1,5 mm ²		945750
• 2 x 1,5 mm²		
HF+K3 (x1) - L639 - L1915 mm		948000
HF+K3 (x2) - L2234 - L2804 mm		948001
• 2 x 1,5 mm² + 5P terminal block		
DALI+K3 (x1) - L639 - L1915 mm		948200
DALI+K3 (x2) - L2234 - L2872 mm		948201
• 2 x 1,5 mm² + 2 x 0,75 mm² + 5P terminal block		
K3+TEL (x1) - L639 - L1915 mm		948100
K3+TEL (x2) - L2234 - L2872 mm		948101
Body connector kit		932100
• Steel body connector, screws included.		
Suspension		
S5 L1500 mm (x1)		910408
S5 L1500 mm (x2)		910409
S5 L3000 mm (x1)		910419
S5 L3000 mm (x2)		910412
S5 L6000 mm (x1)		910420
S5 L6000 mm (x2)		910421
Transparent current supply cable		
3 x 1,5 mm ²		94030▲
5 x 1,5 mm ²		94000▲
7 x 1,5 mm ²		94010▲
• For the option DALI with emergency unit and remote control, it is necessary to order 2 current supply cables of 5 x 1,5 mm ² .		
Square ceiling rose³		
Surface mounted T25		978610▲
Surface mounted T29 (DALI+K3)		978611▲
Recessed T7		971400▲
Recessed T59 (DALI+K3)		971410▲
Round ceiling rose³		
Surface mounted T24		978600▲
Surface mounted T26 (DALI+K3)		978601▲
Recessed T5		971300▲
Recessed T27 (DALI+K3)		978700▲
Low Output version		
• Under request.		
Bespoke projects		
• Under request.		



*Replace the symbols to complete the code

Length	▲
L1500 mm	0
L3000 mm	1
L6000 mm	2

Colour ³	▲
□ White	W
■ Grey	G
■ Black	B



Product details



³The ceiling roses are available only in White or Black colour.







Aluminium
profile systems

REBA



REBA 50 /T
512



REBA 50 /T Line
516



REBA 50 /E
522



REBA 50 /E Line
526



REBA 50
532



REBA 50 Line
536



REBA 50 HEXA
546



REBA 50 D/I
550



REBA 50 D/I Line
554



REBA 50 /W
560



REBA 50 /W Line
564



REBA 65 /T
574



REBA 65 /T Line
578



REBA 65 /E
584



REBA 65 /E Line
588



REBA 65
594



REBA 65 Line
598




REBA 65 D/I
604




REBA 65 D/I Line
608



Application types





1. Trimless

2. Recessed

3. Surface mounted

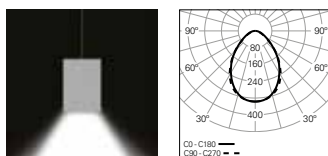
**4. Suspended
Direct**

**5. Suspended
Direct / Indirect**

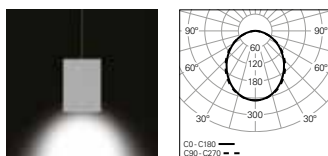
6. Wall mounted

Optical system

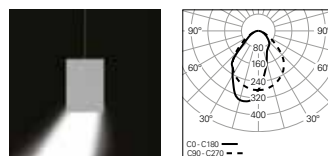
1. bGLARE




2. bLINE




3. ASYM





An endless range of possibilities



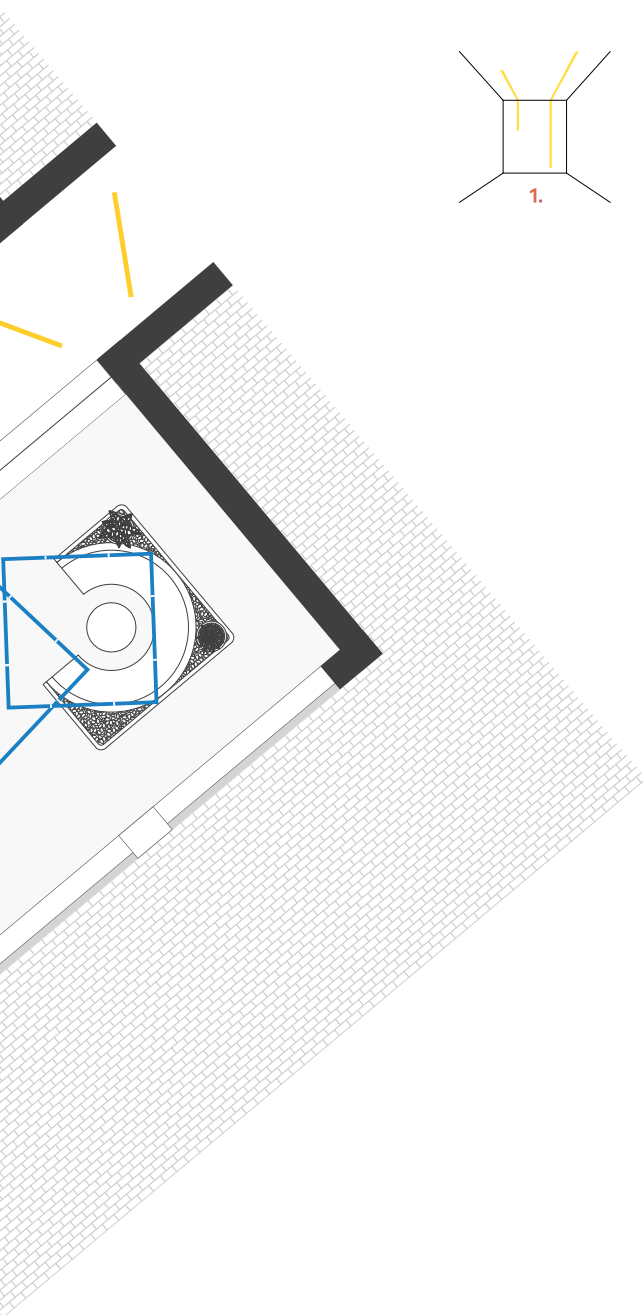
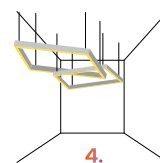
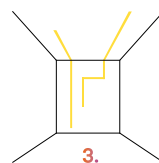
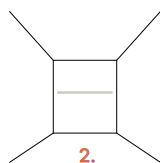
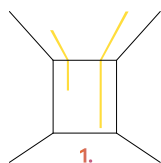


Linear

≈560 mm	•	•	•		
≈840 mm	•	•	•		
≈1120 mm	•	•	•	•	•
≈1400 mm	•	•	•	•	•
≈1680 mm	•	•	•	•	•
≈1960 mm	•	•	•	•	•
≈2240 mm	•	•	•	•	•
≈2520 mm	•	•	•	•	•
≈2800 mm	•	•	•	•	•


Light corner

≈600x600 mm	•	•	•	•	•
-------------	---	---	---	---	---



**Available
modules**

REBA 50



REBA 50 HEXA



REBA 65



Light corner

Linear

Scale 1:100 1000 mm



Architects: Gloone
Photo: Antonio Chaves



Architects: Gloone
Photo: António Chaves

Minimalism and technology

1. Outer profile

Extruded aluminium profile, available in 3 colours.

2. LED

SDCM MacAdam ≤ 3 , 3000K / 4000K colour temperature, CRI > 80 and 80.000h lifetime L90 B10.


3. Tunable White

Tunable White versions available with a white light spectrum from 2700K to 6500K.



4. bGLARE, bLINE or ASYM

High-tech clip-in optical system with: Microprismatic bGLARE diffuser for high visual comfort lighting, bLINE opal diffuser to provide soft and uniform light without visible spots, or ASYM diffuser for wall washer applications.



5. Efficiency above 100 lm/W


The REBA range has high efficiency, with over 100 lm/W.

6. End caps

End caps with no visible screws and without light leakage. Available in the same colour as the product.

7. Inner profile

Inner reflector in white powder coated profile to ensure high efficiency, soft and uniform light. Available in symmetrical or asymmetrical versions (wall washer) with direct or direct/indirect light distribution. Also available wall-mounted version allowing direct, indirect or direct / indirect light distribution.



8. Direct / indirect version

Direct / indirect version with opal diffuser on the upper part, ensuring perfect light uniformity on the ceiling.



9. HF or dimmable DALI driver

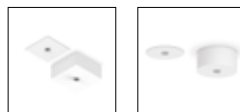
10. Suspension and current supply cable

Suspensions and current supply cables available in 1500, 3000 or 6000 mm.



11. Ceiling rose

Ceiling roses in recessed or surface mounted versions, available in black or white colour.



12. Body connector kit

The two profiles are seamlessly connected so there is no light leakage in any continuous line application.



13. Emergency unit


3h emergency unit. Available from ≈ 1120 to ≈ 2800 mm.

14. Double switch

Double circuit that allows the control of the direct / indirect light separately. Available as option.

15. Trimless recessed mounting kit

Trimless recessed versions are easy to mount on ceilings of 10, 13, 15 or 18 mm thickness. Trimless mounting kit supplied with frame alignment tool. This accessory allows the installer to maintain the required width along the entire length of the line, ensuring a perfect installation.



16. Brackets




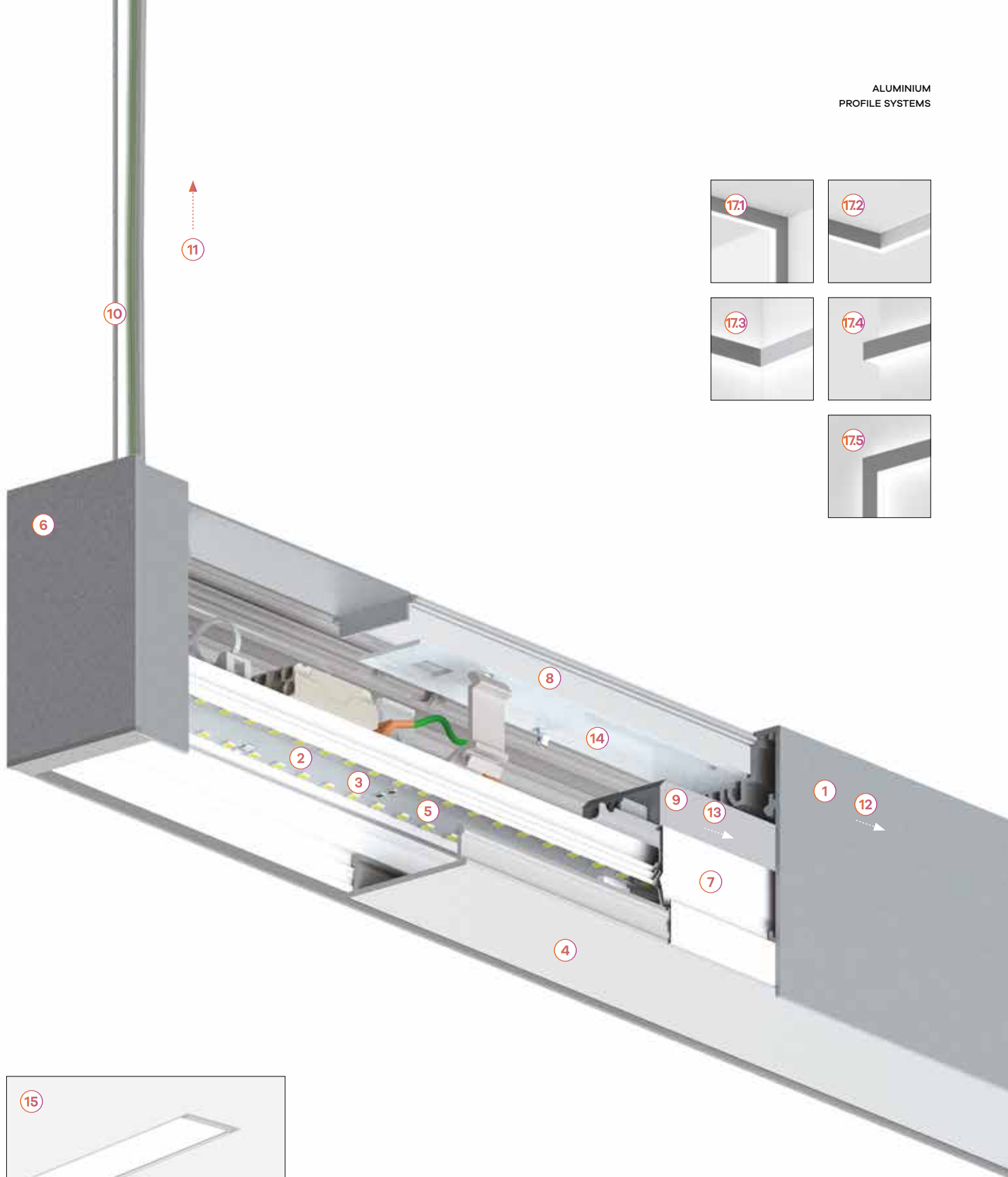
The recessed version includes a smart mounting bracket for installation in ceilings/walls up to 25 mm thick.



17. Light corners

The REBA range has 5 types of light corners.

- 17.1 90° Vertical corner
- 17.2 90° Horizontal corner
- 17.3 90° Horizontal corner wall mounted
- 17.4 90° Horizontal edge wall mounted
- 17.5 90° Vertical corner wall mounted



Modules composition

1. End caps

2. Outer profile

- 2.1 Start / End module (SRT/END).
- 2.2 Middle (MID) or light corner (HRZ, VRT, EDGE).

3. Inner profile

- 3.1 Symmetric
 - 3.2 Asymmetric
- The 2 versions of Inner Profiles can be combined on the same Outer Profile.

4. Diffusers

- 4.1 bGLARE diffuser
- 4.2 bLINE diffuser
- 4.3 ASYM diffuser
- 4.4 Blank part

5. Body connector kit

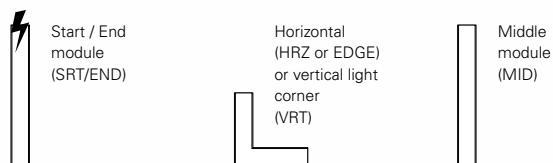
6. Ceiling roses

7. Current supply cable

8. Suspension

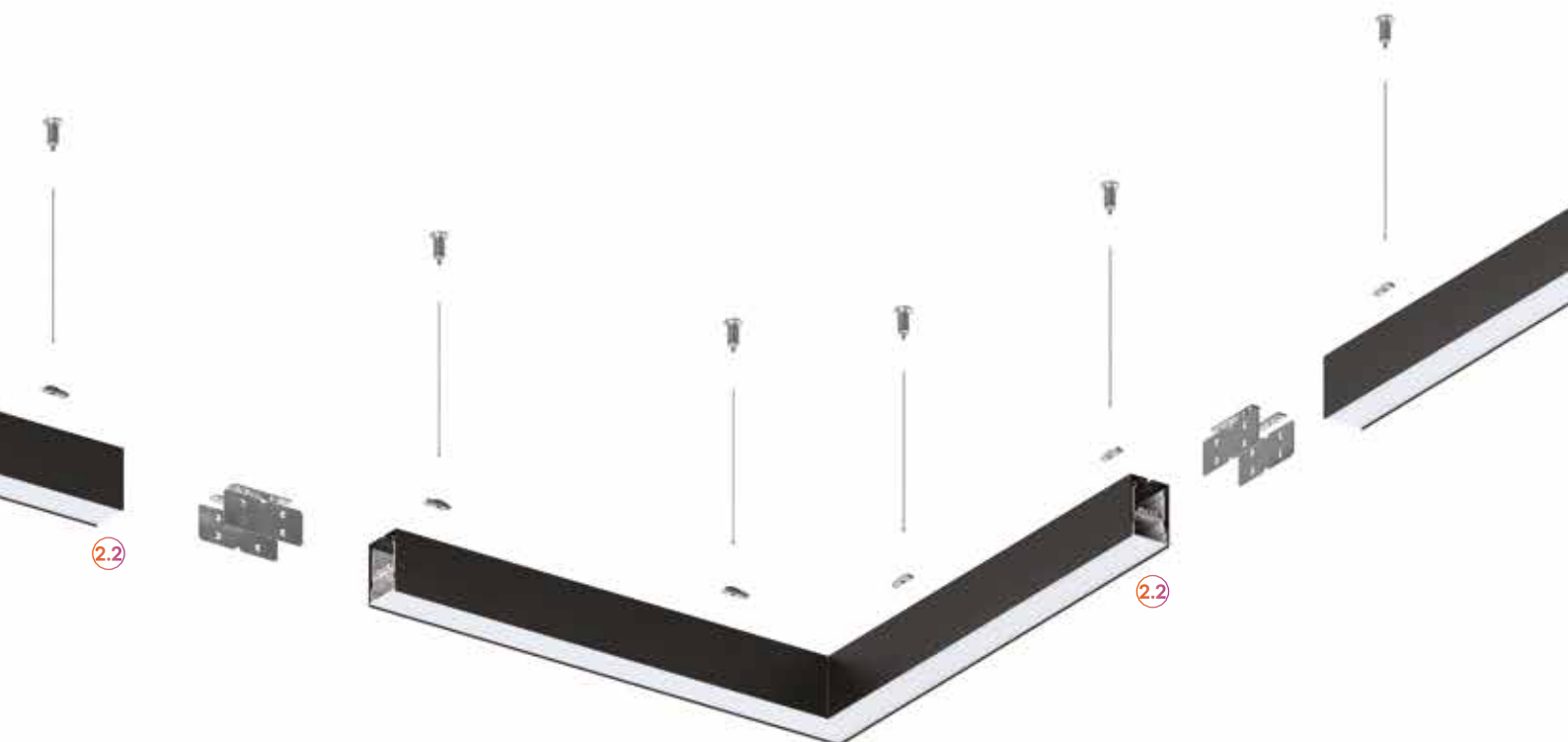
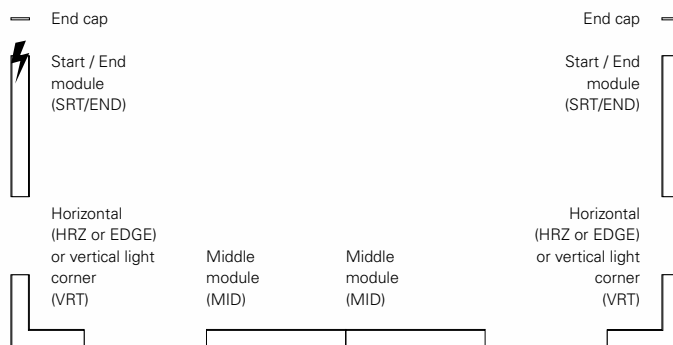
Available modules

(Upper view)

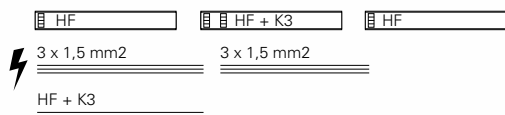


How to assemble a line

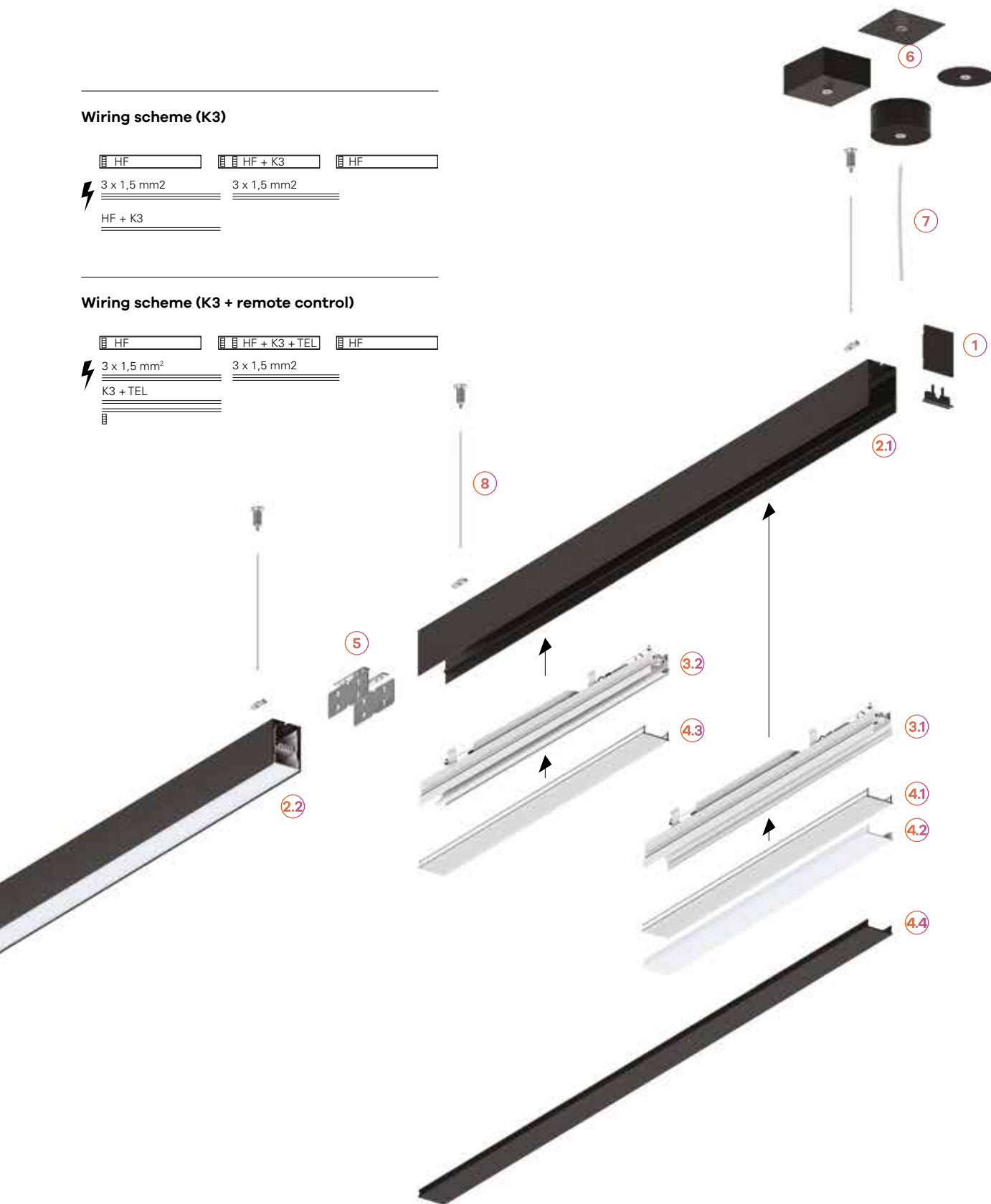
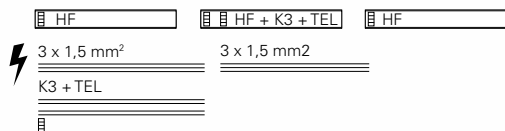
(Upper view)



Wiring scheme (K3)





Wiring scheme (K3 + remote control)



Define your colour

ALUMINIUM
PROFILE SYSTEMS





REBA 50

How it works

1. Outer profile

- 1.1 Recessed
 - 1.2 Trimless
 - 1.3 Surface mounted
 - 1.4 Direct suspension
 - 1.5 Direct / indirect suspension
 - 1.6 Wall mounted
-

2. Inner profile

- 2.1 Symmetric



- 2.2 Asymmetric



- 2.3 Wall mounted



3. Diffusers

- 3.1 bLINE diffuser
 - 3.2 bGLARE diffuser
 - 3.3 Blank cover
 - 3.4 ASYM diffuser
-



54x90 mm



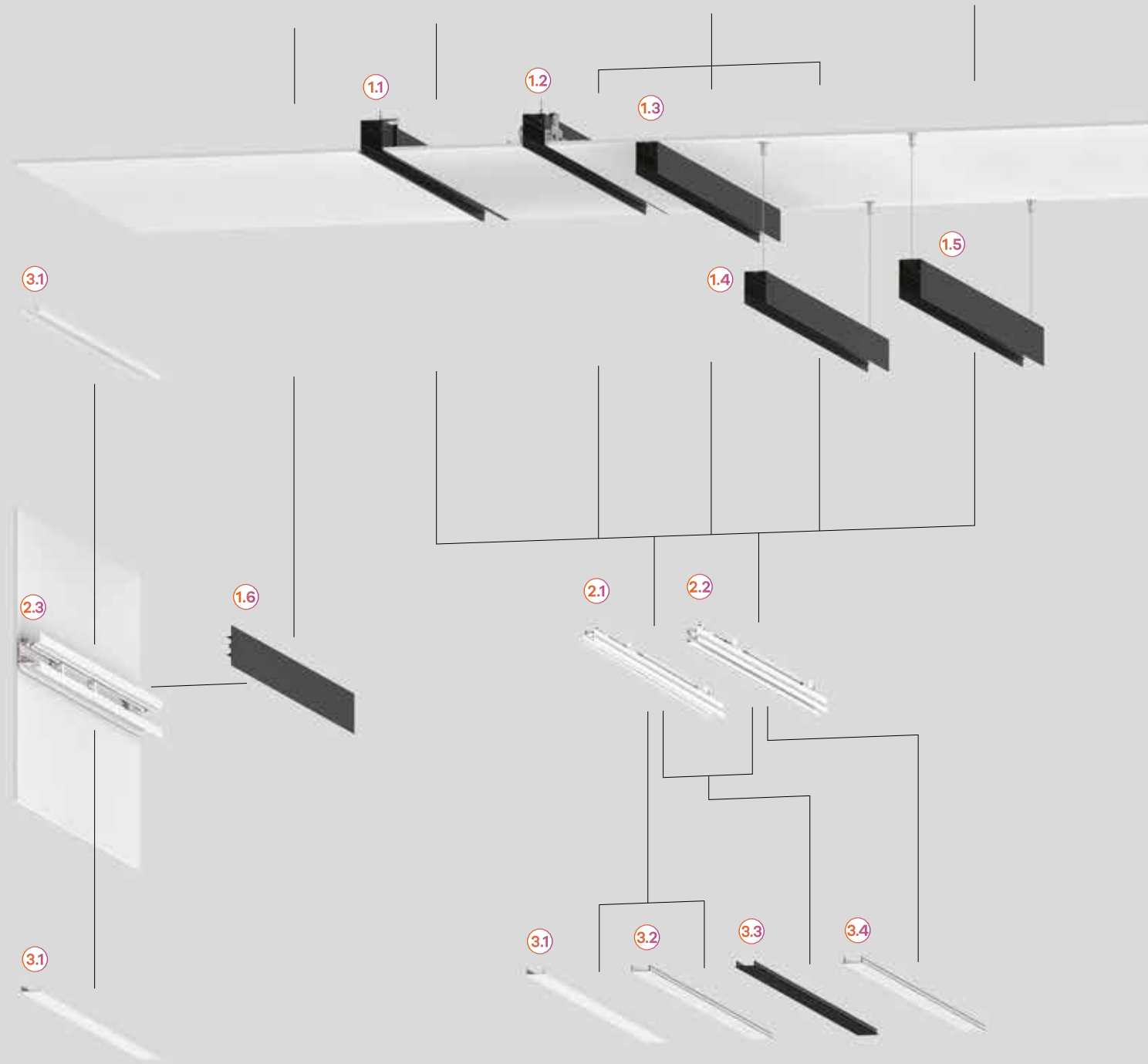
62x72 mm



50x72 mm



50x87 mm



REBA 50 /T



Product characteristics

Body
Extruded aluminium profile

Finish
Powder coated

Fixing system
Trimless recessed mounting kit

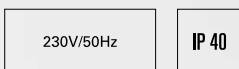
Optical system
bGLARE - Microprismatic diffuser
bLINE - Opal diffuser
ASYM - Asymmetric diffuser

Light source
LED, RG1, CRI>80, MacAdam Step ≤ 3

LED lifetime
80.000h @ L90, B10, Ta 25°C

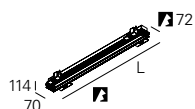
Control gear
LED driver 220-240V-50/60Hz included

Ceiling thickness
For ceilings between 10, 13, 15 and 18 mm



01. Select Outer Profile

OUTER PROFILE



Lmm	72	CODE*
598	600	90519L0020▲0000
878	880	90519L0030▲0000
1158	1160	90519L0040▲0000
1438	1440	90519L0050▲0000
1718	1720	90519L0060▲0000
2000	2002	90519L0070▲0000
2280	2282	90519L0080▲0000
2560	2562	90519L0090▲0000
2840	2842	90519L0100▲0000



*Replace the symbols to complete the code

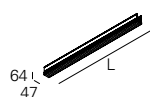
Colour	▲
□ White	W
■ Grey	G
■ Black	B

OUTER PROFILE

• To complete the product add the inner profile. Please order separately.

02. Select Inner and Outer Profile

INNER PROFILE | SYMMETRIC

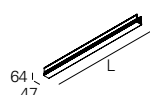


bGLARE - Microprismatic diffuser

W	lm output	lm/W	Lmm	CODE*
15	1603	107	562	90498L002▼W0◆00
22	2405	109	842	90498L003▼W0◆00
30	3207	107	1122	90498L004▼W◆◆00
35	4008	115	1402	90498L005▼W◆◆00
42	4810	115	1682	90498L006▼W◆◆00
52	5612	108	1964	90498L007▼W◆◆00
60	6413	107	2244	90498L008▼W◆◆00
65	7215	111	2524	90498L009▼W◆◆00
70	8017	115	2804	90498L010▼W◆◆00

bLINE - Opal diffuser

W	lm output	lm/W	Lmm	CODE*
15	1655	110	562	90497L002▼W0◆00
22	2483	113	842	90497L003▼W0◆00
30	3310	110	1122	90497L004▼W◆◆00
35	4138	118	1402	90497L005▼W◆◆00
42	4965	118	1682	90497L006▼W◆◆00
52	5793	111	1964	90497L007▼W◆◆00
60	6620	110	2244	90497L008▼W◆◆00
65	7448	115	2524	90497L009▼W◆◆00
70	8275	118	2804	90497L010▼W◆◆00



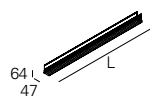
*Replace the symbols to complete the code

Control gear	▼
HF	E
DALI	H

Emergency	●
No EM	0
EM 3h (K3) ^{1 2}	3

Colour temp.	◆
3000K	3
4000K	0
Tunable White ³	T

INNER PROFILE | ASYMMETRIC



ASYM - Diffuser

W	lm output	lm/W	Lmm	Code*
16	1396	87	562	90500L002▼W0◆00
23	2095	91	842	90500L003▼W0◆00
29	2793	96	1122	90500L004▼W◆◆00
36	3491	97	1402	90500L005▼W◆◆00
44	4189	95	1682	90500L006▼W◆◆00
52	4888	94	1964	90500L007▼W◆◆00
58	5586	96	2244	90500L008▼W◆◆00
65	6284	97	2524	90500L009▼W◆◆00
73	6982	96	2804	90500L010▼W◆◆00

¹ Prepared for emergency remote control.

² Versions DALI + EM 3h (K3) only available from L1402 mm.

³ Only available on dimmable DALI versions without emergency unit (No EM). Not available in L562 mm version.

03. Select options

OPTIONS	Code
SwitchDIM Tunable White • Each SwitchDIM Tunable White allows the control up to 20 luminaires of L ≤ 1682 mm and up to 10 luminaires of L ≥ 1964 mm.	926600
Steel safety cable L1500 mm	955000
Low Output version • Under request.	

Product details



Outer profile



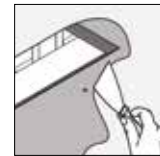
Inner profile symmetric



Inner profile asymmetric




Light uniformity



Trimless recessed mounting kit



Clip-in diffuser



Trimless application



bGLARE diffuser



bLINE diffuser




ASYM diffuser



SwitchDIM Tunable White



REBA 50 /T Line



Product characteristics

Body

Extruded aluminium profile

Finish

Powder coated

Fixing system

Trimless recessed mounting kit

Optical system

bGLARE - Microprismatic diffuser

bLINE - Opal diffuser

ASYM - Asymmetric diffuser

Light source

LED, RG1, CRI>80, MacAdam Step ≤ 3

LED lifetime

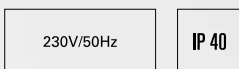
80.000h @ L90, B10, Ta 25°C

Control gear

LED driver 220-240V-50/60Hz included

Ceiling thickness

For ceilings between 10, 13, 15 and 18 mm

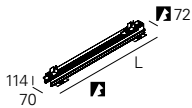


01. Select Outer Profile



OUTER PROFILE

Start / End (SRT/END)

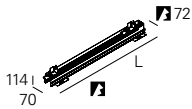


Lmm	∟	CODE*
580	581	90507L0020▲0083
860	861	90507L0030▲0083
1140	1141	90507L0040▲0083
1420	1421	90507L0050▲0083
1700	1701	90507L0060▲0083
1982	1983	90507L0070▲0083
2262	2263	90507L0080▲0083
2542	2543	90507L0090▲0083
2822	2823	90507L0100▲0083

*Replace the symbols to complete the code

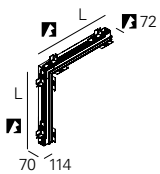
Colour	▲
□ White	W
■ Grey	G
■ Black	B

Middle (MID)



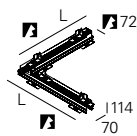
Lmm	∟	CODE*
562	562	90507L0020▲0000
842	842	90507L0030▲0000
1122	1122	90507L0040▲0000
1402	1402	90507L0050▲0000
1682	1682	90507L0060▲0000
1964	1964	90507L0070▲0000
2244	2244	90507L0080▲0000
2524	2524	90507L0090▲0000
2804	2804	90507L0100▲0000

Vertical corner (VRT)



Lmm	∟	CODE*
569	534	90507V0040▲0000

Horizontal corner (HRZ) - Horizontal edge corner (EDGE)



Lmm	∟	CODE*
611	612	90507H0040▲0000

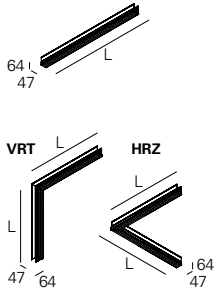
OUTER PROFILE

- To complete the product add the inner profile. Please order separately.
- To complete the line add the start kit, through-wiring and body connector kit. Please order separately.
- The maximum line length with 1 single feeding point is 30000 mm.

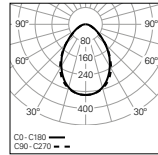
02. Select Inner and Outer Profile



INNER PROFILE | SYMMETRIC

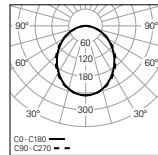


bGLARE - Microprismatic diffuser

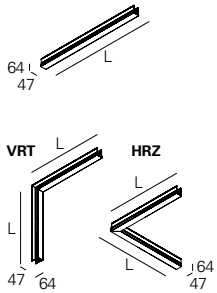


W	lm output	lm/W	Lmm	CODE*	
15	1603	107	562	90498L002♥VV0♦00	
22	2405	109	842	90498L003♥VV0♦00	
30	3207	107	1122	90498L004♥VV♦♦00	
35	4008	115	1402	90498L005♥VV♦♦00	
42	4810	115	1682	90498L006♥VV♦♦00	
52	5612	108	1964	90498L007♥VV♦♦00	
60	6413	107	2244	90498L008♥VV♦♦00	
65	7215	111	2524	90498L009♥VV♦♦00	
70	8017	115	2804	90498L010♥VV♦♦00	
<hr/>					
VRT	30	3207	107	599	90498V004♥VV0♦00
HRZ	30	3207	107	577	90498H004♥VV0♦00

bLINE - Opal diffuser



W	lm output	lm/W	Lmm	CODE*	
15	1655	110	562	90497L002♥VV0♦00	
22	2483	113	842	90497L003♥VV0♦00	
30	3310	110	1122	90497L004♥VV♦♦00	
35	4138	118	1402	90497L005♥VV♦♦00	
42	4965	118	1682	90497L006♥VV♦♦00	
52	5793	111	1964	90497L007♥VV♦♦00	
60	6620	110	2244	90497L008♥VV♦♦00	
65	7448	115	2524	90497L009♥VV♦♦00	
70	8275	118	2804	90497L010♥VV♦♦00	
<hr/>					
VRT	30	3310	110	599	90497V004♥VV0♦00
HRZ	30	3310	110	577	90497H004♥VV0♦00



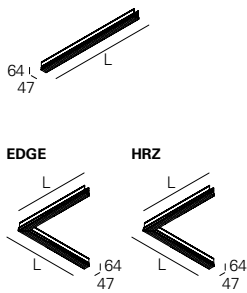
*Replace the symbols to complete the code

Control gear	Symbol
HF	E
DALI	H

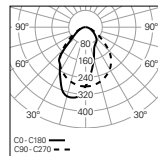
Emergency	Symbol
No EM	0
EM 3h (K3) ^{1 2}	3

Colour temp.	Symbol
3000K	3
4000K	0
Tunable White ³	T

INNER PROFILE | ASYMMETRIC



ASYM - Diffuser



W	lm output	lm/W	Lmm	CODE*	
16	1396	87	562	90500L002♥VV0♦00	
23	2095	91	842	90500L003♥VV0♦00	
29	2793	96	1122	90500L004♥VV♦♦00	
36	3491	97	1402	90500L005♥VV♦♦00	
44	4189	95	1682	90500L006♥VV♦♦00	
52	4888	94	1964	90500L007♥VV♦♦00	
58	5586	96	2244	90500L008♥VV♦♦00	
65	6284	97	2524	90500L009♥VV♦♦00	
73	6982	96	2804	90500L010♥VV♦♦00	
<hr/>					
EDGE	29	2793	96	599	90500E004♥VV0♦00
HRZ	29	2793	96	577	90500H004♥VV0♦00

¹ Prepared for emergency remote control.

² Versions DALI + EM 3h (K3) only available from L1402 mm.

³ Only available on dimmable DALI versions without emergency unit (No EM). Not available in L562 mm version.

03. Select options

OPTIONS	Code*
SwitchDIM Tunable White • Each SwitchDIM Tunable White allows the control up to 20 luminaires of L ≤ 1682 mm and up to 10 luminaires of L ≥ 1964 mm.	926600
Start kit - end cap start/end • 2 end caps included.	72 50 3 923100♣
Through-wiring • Standard 3 x 1,5 mm ² 5 x 1,5 mm ²	945650 945750
• 2 x 1,5 mm² HF+K3 (x1) - L562 - L1682 mm HF+K3 (x2) - L1964 - L2804 mm	948000 948001
• 2 x 1,5 mm² + 5P terminal block DALI+K3 (x1) - L562 - L1682 mm DALI+K3 (x2) - L1964 - L2804 mm	948200 948201
• 2 x 1,5 mm² + 2 x 0,75 mm² + 5P terminal block K3+TEL (x1) - L562 - L1682 mm K3+TEL (x2) - L1964 - L2804 mm	948100 948101
Body connector kit • Steel body connector, screws included.	932130
Blank part L1500 mm L3000 mm • Includes inner profile and aluminium blank cover.	992980♣ 992981♣
Steel safety cable L1500 mm	955000
Low Output version • Under request.	
Bespoke projects • Under request.	



*Replace the symbols to complete the code

Colour	♣
□ White	W
■ Grey	G
■ Black	B



Product details



Outer profile



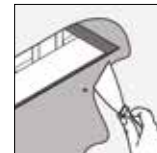
Inner profile symmetric



Inner profile asymmetric



Light uniformity




Trimless recessed mounting kit



Clip-in diffuser



Vertical corner



Horizontal corner



Trimless application



bGLARE diffuser



bLINE diffuser




ASYM diffuser




SwitchDIM Tunable White



Start kit





REBA 50 /E



Product characteristics

Body

Extruded aluminium profile

Finish

Powder coated

Fixing system

Brackets

Optical system

bGLARE - Microprismatic diffuser

bLINE - Opal diffuser

ASYM - Asymmetric diffuser

Light source

LED, RG1, CRI>80, MacAdam Step ≤ 3

LED lifetime

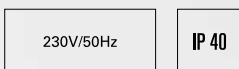
80.000h @ L90, B10, Ta 25°C

Control gear

LED driver 220-240V-50/60Hz included

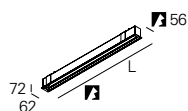
Ceiling thickness

For ceilings between 1-25 mm



01. Select Outer Profile

OUTER PROFILE



Lmm		CODE*
590	580	90520L0020▲0000
870	860	90520L0030▲0000
1150	1140	90520L0040▲0000
1430	1420	90520L0050▲0000
1710	1700	90520L0060▲0000
1992	1982	90520L0070▲0000
2272	2262	90520L0080▲0000
2552	2542	90520L0090▲0000
2832	2822	90520L0100▲0000



*Replace the symbols to complete the code

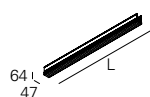
Colour	▲
<input type="checkbox"/> White	W
<input type="checkbox"/> Grey	G
<input type="checkbox"/> Black	B

OUTER PROFILE

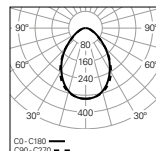
• To complete the product add the inner profile. Please order separately.

02. Select Inner and Outer Profile

INNER PROFILE | SYMMETRIC



bGLARE - Microprismatic diffuser

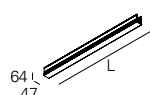


W	lm output	lm/W	Lmm	CODE*
15	1603	107	562	90498L002♥W0♦00
22	2405	109	842	90498L003♥W0♦00
30	3207	107	1122	90498L004♥W♦♦00
35	4008	115	1402	90498L005♥W♦♦00
42	4810	115	1682	90498L006♥W♦♦00
52	5612	108	1964	90498L007♥W♦♦00
60	6413	107	2244	90498L008♥W♦♦00
65	7215	111	2524	90498L009♥W♦♦00
70	8017	115	2804	90498L010♥W♦♦00

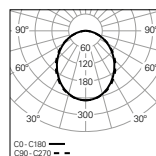
*Replace the symbols to complete the code

Control gear	♥
HF	E
DALI	H

Emergency	●
No EM	0
EM 3h (K3) ^{1 2}	3



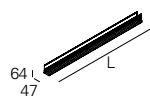
bLINE - Opal diffuser



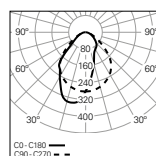
W	lm output	lm/W	Lmm	CODE*
15	1655	110	562	90497L002♥W0♦00
22	2483	113	842	90497L003♥W0♦00
30	3310	110	1122	90497L004♥W♦♦00
35	4138	118	1402	90497L005♥W♦♦00
42	4965	118	1682	90497L006♥W♦♦00
52	5793	111	1964	90497L007♥W♦♦00
60	6620	110	2244	90497L008♥W♦♦00
65	7448	115	2524	90497L009♥W♦♦00
70	8275	118	2804	90497L010♥W♦♦00

Colour temp.	♦
3000K	3
4000K	0
Tunable White ³	T

INNER PROFILE | ASYMMETRIC



ASYM - Diffuser



W	lm output	lm/W	Lmm	CODE*
16	1396	87	562	90500L002♥W0♦00
23	2095	91	842	90500L003♥W0♦00
29	2793	96	1122	90500L004♥W♦♦00
36	3491	97	1402	90500L005♥W♦♦00
44	4189	95	1682	90500L006♥W♦♦00
52	4888	94	1964	90500L007♥W♦♦00
58	5586	96	2244	90500L008♥W♦♦00
65	6284	97	2524	90500L009♥W♦♦00
73	6982	96	2804	90500L010♥W♦♦00

¹ Prepared for emergency remote control.


² Versions DALI + EM 3h (K3) only available from L1402 mm.

³ Only available on dimmable DALI versions without emergency unit (No EM). Not available in L562 mm version.

03. Select options


OPTIONS	Code
SwitchDIM Tunable White • Each SwitchDIM Tunable White allows the control up to 20 luminaires of L ≤ 1682 mm and up to 10 luminaires of L ≥ 1964 mm.	926600
Steel safety cable L1500 mm	955000
Low Output version • Under request.	

Product details



Outer profile

Brackets




Inner profile symmetric

Inner profile asymmetric



Light uniformity

Clip-in diffuser



Ceiling recessed application

bGLARE diffuser



bLINE diffuser


ASYM diffuser



SwitchDIM
Tunable White



REBA 50 /E Line



Product characteristics

Body

Extruded aluminium profile

Finish

Powder coated

Fixing system

Brackets

Optical system

bGLARE - Microprismatic diffuser

bLINE - Opal diffuser

ASYM - Asymmetric diffuser

Light source

LED, RG1, CRI>80, MacAdam Step ≤ 3

LED lifetime

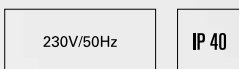
80.000h @ L90, B10, Ta 25°C

Control gear

LED driver 220-240V-50/60Hz included

Ceiling thickness

For ceilings between 1-25 mm

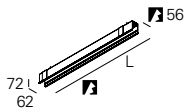


01. Select Outer Profile



OUTER PROFILE

Start / End (SRT/END)

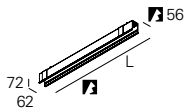


Lmm	⚡	CODE*
567	568	90506L0020⚡0083
847	848	90506L0030⚡0083
1127	1128	90506L0040⚡0083
1407	1408	90506L0050⚡0083
1687	1688	90506L0060⚡0083
1969	1970	90506L0070⚡0083
2249	2250	90506L0080⚡0083
2529	2530	90506L0090⚡0083
2809	2810	90506L0100⚡0083

*Replace the symbols to complete the code

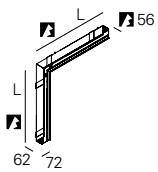
Colour	⚡
□ White	W
■ Grey	G
■ Black	B

Middle (MID)



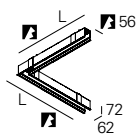
Lmm	⚡	CODE*
562	562	90506L0020⚡0000
842	842	90506L0030⚡0000
1122	1122	90506L0040⚡0000
1402	1402	90506L0050⚡0000
1682	1682	90506L0060⚡0000
1964	1964	90506L0070⚡0000
2244	2244	90506L0080⚡0000
2524	2524	90506L0090⚡0000
2804	2804	90506L0100⚡0000

Vertical corner (VRT)



Lmm	⚡	CODE*
606	536	90506V0040⚡0000

Horizontal corner (HRZ) - Horizontal edge corner (EDGE)



Lmm	⚡	CODE*
607	604	90506H0040⚡0000

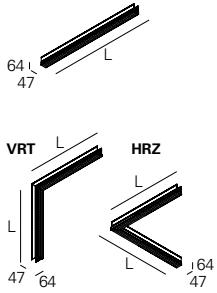
OUTER PROFILE

- To complete the product add the inner profile. Please order separately.
- To complete the line add the start kit, through-wiring and body connector kit. Please order separately.
- Dimensions do not include the start kit. Add 6 mm to the recessing length to complete the line.
- The maximum line length with 1 single feeding point is 30000 mm.

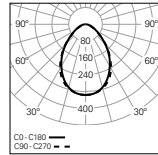
02. Select Inner and Outer Profile



INNER PROFILE | SYMMETRIC

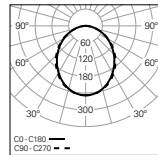


bGLARE - Microprismatic diffuser

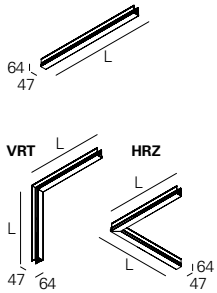


W	lm output	lm/W	Lmm	CODE*	
15	1603	107	562	90498L002♥VV0♦00	
22	2405	109	842	90498L003♥VV0♦00	
30	3207	107	1122	90498L004♥VV♦♦00	
35	4008	115	1402	90498L005♥VV♦♦00	
42	4810	115	1682	90498L006♥VV♦♦00	
52	5612	108	1964	90498L007♥VV♦♦00	
60	6413	107	2244	90498L008♥VV♦♦00	
65	7215	111	2524	90498L009♥VV♦♦00	
70	8017	115	2804	90498L010♥VV♦♦00	
VRT	30	3207	107	599	90498V004♥VV0♦00
HRZ	30	3207	107	577	90498H004♥VV0♦00

bLINE - Opal diffuser



W	lm output	lm/W	Lmm	CODE*	
15	1655	110	562	90497L002♥VV0♦00	
22	2483	113	842	90497L003♥VV0♦00	
30	3310	110	1122	90497L004♥VV♦♦00	
35	4138	118	1402	90497L005♥VV♦♦00	
42	4965	118	1682	90497L006♥VV♦♦00	
52	5793	111	1964	90497L007♥VV♦♦00	
60	6620	110	2244	90497L008♥VV♦♦00	
65	7448	115	2524	90497L009♥VV♦♦00	
70	8275	118	2804	90497L010♥VV♦♦00	
VRT	30	3310	110	599	90497V004♥VV0♦00
HRZ	30	3310	110	577	90497H004♥VV0♦00



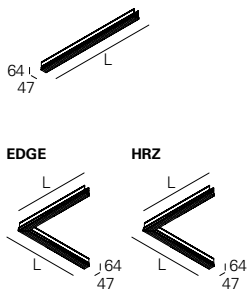
*Replace the symbols to complete the code

Control gear	Symbol
HF	E
DALI	H

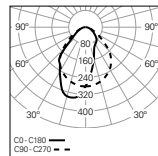
Emergency	Symbol
No EM	0
EM 3h (K3)	3

Colour temp.	Symbol
3000K	3
4000K	0
Tunable White	3 T

INNER PROFILE | ASYMMETRIC



ASYM - Diffuser




W	lm output	lm/W	Lmm	CODE*	
16	1396	87	562	90500L002♥VV0♦00	
23	2095	91	842	90500L003♥VV0♦00	
29	2793	96	1122	90500L004♥VV♦♦00	
36	3491	97	1402	90500L005♥VV♦♦00	
44	4189	95	1682	90500L006♥VV♦♦00	
52	4888	94	1964	90500L007♥VV♦♦00	
58	5586	96	2244	90500L008♥VV♦♦00	
65	6284	97	2524	90500L009♥VV♦♦00	
73	6982	96	2804	90500L010♥VV♦♦00	
EDGE	29	2793	96	599	90500E004♥VV0♦00
HRZ	29	2793	96	577	90500H004♥VV0♦00

¹ Prepared for emergency remote control.

² Versions DALI + EM 3h (K3) only available from L1402 mm.

³ Only available on dimmable DALI versions without emergency unit (No EM). Not available in L562 mm version.

03. Select options

OPTIONS	Code*
SwitchDIM Tunable White • Each SwitchDIM Tunable White allows the control up to 20 luminaires of L ≤ 1682 mm and up to 10 luminaires of L ≥ 1964 mm.	926600
Start kit - end cap start/end • 2 end caps included.	 923200♣
Through-wiring • Standard 3 x 1,5 mm ² 5 x 1,5 mm ²	945650 945750
• 2 x 1,5 mm² HF+K3 (x1) - L562 - L1682 mm HF+K3 (x2) - L1964 - L2804 mm	948000 948001
• 2 x 1,5 mm² + 5P terminal block DALI+K3 (x1) - L562 - L1682 mm DALI+K3 (x2) - L1964 - L2804 mm	948200 948201
• 2 x 1,5 mm² + 2 x 0,75 mm² + 5P terminal block K3+TEL (x1) - L562 - L1682 mm K3+TEL (x2) - L1964 - L2804 mm	948100 948101
Body connector kit • Steel body connector, screws included.	932100
Blank part L1500 mm L3000 mm • Includes inner profile and aluminium blank cover.	992920♣ 992921♣
Steel safety cable L1500 mm	955000
Low Output version • Under request.	
Bespoke projects • Under request.	



*Replace the symbols to complete the code

Colour	♣
□ White	W
■ Grey	G
■ Black	B



Product details



Outer profile



Inner profile symmetric



Inner profile asymmetric



Light uniformity



Brackets



Clip-in diffuser



Vertical corner



Horizontal corner



Ceiling recessed application



bGLARE diffuser



bLINE diffuser



ASYM diffuser




SwitchDIM Tunable White



Start kit





REBA 50



Product characteristics

Body

Extruded aluminium profile

Finish

Powder coated

Optical system

bGLARE - Microprismatic diffuser

bLINE - Opal diffuser

ASYM - Asymmetric diffuser

Light source

LED, RG1, CRI>80, MacAdam Step ≤ 3

LED lifetime

80.000h @ L90, B10, Ta 25°C

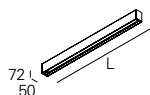
Control gear

LED driver 220-240V-50/60Hz included



01. Select Outer Profile

OUTER PROFILE



Lmm	CODE*
578	90517L0020▲0000
858	90517L0030▲0000
1138	90517L0040▲0000
1418	90517L0050▲0000
1698	90517L0060▲0000
1980	90517L0070▲0000
2260	90517L0080▲0000
2540	90517L0090▲0000
2820	90517L0100▲0000



*Replace the symbols to complete the code

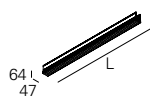
Colour	Symbol
White	W
Grey	G
Black	B

OUTER PROFILE

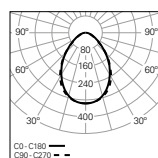
- To complete the product add the inner profile. Please order separately.
- For suspended version add the suspension, current supply cable and ceiling rose. Please order separately.

02. Seleccionar perfil interior e Diffuser

INNER PROFILE | SYMMETRIC



bGLARE - Microprismatic diffuser

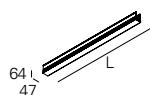


W	lm output	lm/W	Lmm	CODE*
15	1603	107	562	90498L002▼W0◆00
22	2405	109	842	90498L003▼W0◆00
30	3207	107	1122	90498L004▼W◆◆00
35	4008	115	1402	90498L005▼W◆◆00
42	4810	115	1682	90498L006▼W◆◆00
52	5612	108	1964	90498L007▼W◆◆00
60	6413	107	2244	90498L008▼W◆◆00
65	7215	111	2524	90498L009▼W◆◆00
70	8017	115	2804	90498L010▼W◆◆00

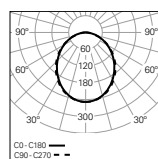
*Replace the symbols to complete the code

Control gear	Symbol
HF	E
DALI	H

Emergency	Symbol
No EM	0
EM 3h (K3) ^{1,2}	3



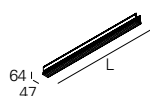
bLINE - Opal diffuser



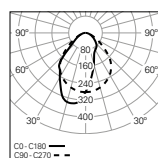
W	lm output	lm/W	Lmm	CODE*
15	1655	110	562	90497L002▼W0◆00
22	2483	113	842	90497L003▼W0◆00
30	3310	110	1122	90497L004▼W◆◆00
35	4138	118	1402	90497L005▼W◆◆00
42	4965	118	1682	90497L006▼W◆◆00
52	5793	111	1964	90497L007▼W◆◆00
60	6620	110	2244	90497L008▼W◆◆00
65	7448	115	2524	90497L009▼W◆◆00
70	8275	118	2804	90497L010▼W◆◆00

Colour temp.	Symbol
3000K	3
4000K	0
Tunable White ³	T

INNER PROFILE | ASYMMETRIC



ASYM - Diffuser











W	lm output	lm/W	Lmm	CODE*
16	1396	87	562	90500L002▼W0◆00
23	2095	91	842	90500L003▼W0◆00
29	2793	96	1122	90500L004▼W◆◆00
36	3491	97	1402	90500L005▼W◆◆00
44	4189	95	1682	90500L006▼W◆◆00
52	4888	94	1964	90500L007▼W◆◆00
58	5586	96	2244	90500L008▼W◆◆00
65	6284	97	2524	90500L009▼W◆◆00
73	6982	96	2804	90500L010▼W◆◆00

¹ Prepared for emergency remote control.

² Versions DALI + EM 3h (K3) only available from L1402 mm.

³ Only available on dimmable DALI versions without emergency unit (No EM). Not available in L562 mm version.

03. Select options

OPTIONS	Code*
SwitchDIM Tunable White	926600
<ul style="list-style-type: none"> Each SwitchDIM Tunable White allows the control up to 20 luminaires of L ≤ 1682 mm and up to 10 luminaires of L ≥ 1964 mm. 	
Suspension	
S5 L1500 mm (x1)	910408
S5 L1500 mm (x2)	910409
S5 L3000 mm (x1)	910419
S5 L3000 mm (x2)	910412
S5 L6000 mm (x1)	910420
S5 L6000 mm (x2)	910421
Transparent current supply cable	
L1500 mm - 3 x 0,75 mm ²	940400
L1500 mm - 5 x 0,75 mm ²	940500
L1500 mm - 7 x 0,75 mm ²	940600
L3000 mm - 3 x 0,75 mm ²	940401
L3000 mm - 5 x 0,75 mm ²	940501
L3000 mm - 7 x 0,75 mm ²	940601
L6000 mm - 3 x 0,75 mm ²	940402
L6000 mm - 5 x 0,75 mm ²	940507
L6000 mm - 7 x 0,75 mm ²	940602
<ul style="list-style-type: none"> For the option DALI with emergency unit and remote control add 2 current supply cables of 5 x 0,75 mm². 	
Square ceiling rose	
Surface mounted T25  45 100	978610
Surface mounted T29 (DALI+K3) 	978611
Recessed T7  Ø70 35 90	971400
Recessed T59 (DALI+K3) 	971410
Round ceiling rose	
Surface mounted T24  45 Ø95	978600
Surface mounted T26 (DALI+K3) 	978601
Recessed T5  Ø70 33 Ø90	971300
Recessed T27 (DALI+K3) 	978700
Low Output version	
<ul style="list-style-type: none"> Under request. 	



*Replace the symbols to complete the code

Colour	▲
□ White	W
■ Black	B



Product details





REBA 50 Line



Product characteristics

Body

Extruded aluminium profile

Finish

Powder coated

Optical system

bGLARE - Microprismatic diffuser

bLINE - Opal diffuser

ASYM - Asymmetric diffuser

Light source

LED, RG1, CRI>80, MacAdam Step ≤ 3

LED lifetime

80.000h @ L90, B10, Ta 25°C

Control gear

LED driver 220-240V-50/60Hz included



230V/50Hz

IP 40

ASYM
850°C

bGLARE
850°C

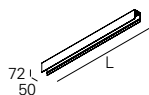
bLINE
960°C

01. Select Outer Profile



OUTER PROFILE

Start / End (SRT/END)

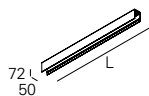


Lmm	CODE*
567	90505L0020▲0083
847	90505L0030▲0083
1127	90505L0040▲0083
1407	90505L0050▲0083
1687	90505L0060▲0083
1969	90505L0070▲0083
2249	90505L0080▲0083
2529	90505L0090▲0083
2809	90505L0100▲0083

*Replace the symbols to complete the code

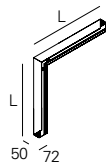
Colour	▲
□ White	W
■ Grey	G
■ Black	B

Middle (MID)



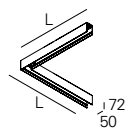
Lmm	CODE*
562	90505L0020▲0000
842	90505L0030▲0000
1122	90505L0040▲0000
1402	90505L0050▲0000
1682	90505L0060▲0000
1964	90505L0070▲0000
2244	90505L0080▲0000
2524	90505L0090▲0000
2804	90505L0100▲0000

Vertical corner (VRT)



Lmm	CODE*
606	90505V0040▲0000

Horizontal corner (HRZ) - Horizontal edge corner (EDGE)



Lmm	CODE*
601	90505H0040▲0000

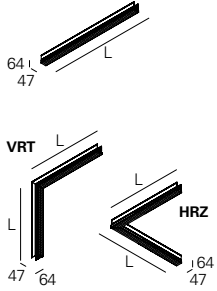
OUTER PROFILE

- To complete the product add the inner profile. Please order separately.
- For suspended version add the suspension, current supply cable and ceiling rose. Please order separately.
- To complete the line add the start kit, through-wiring and body connector kit. Please order separately.
- Dimensions do not include start kit. To complete the line add 6 mm to the length.
- The maximum line length with 1 single feeding point is 30000 mm.

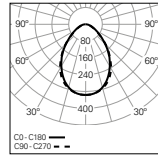
02. Select Inner and Outer Profile



INNER PROFILE | SYMMETRIC

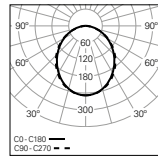


bGLARE - Microprismatic diffuser



W	lm output	lm/W	Lmm	CODE*	
15	1603	107	562	90498L002♥VV0♦00	
22	2405	109	842	90498L003♥VV0♦00	
30	3207	107	1122	90498L004♥VV♦♦00	
35	4008	115	1402	90498L005♥VV♦♦00	
42	4810	115	1682	90498L006♥VV♦♦00	
52	5612	108	1964	90498L007♥VV♦♦00	
60	6413	107	2244	90498L008♥VV♦♦00	
65	7215	111	2524	90498L009♥VV♦♦00	
70	8017	115	2804	90498L010♥VV♦♦00	
<hr/>					
VRT	30	3207	107	599	90498V004♥VV0♦00
HRZ	30	3207	107	577	90498H004♥VV0♦00

bLINE - Opal diffuser



W	lm output	lm/W	Lmm	CODE*	
15	1655	110	562	90497L002♥VV0♦00	
22	2483	113	842	90497L003♥VV0♦00	
30	3310	110	1122	90497L004♥VV♦♦00	
35	4138	118	1402	90497L005♥VV♦♦00	
42	4965	118	1682	90497L006♥VV♦♦00	
52	5793	111	1964	90497L007♥VV♦♦00	
60	6620	110	2244	90497L008♥VV♦♦00	
65	7448	115	2524	90497L009♥VV♦♦00	
70	8275	118	2804	90497L010♥VV♦♦00	
<hr/>					
VRT	30	3310	110	599	90497V004♥VV0♦00
HRZ	30	3310	110	577	90497H004♥VV0♦00

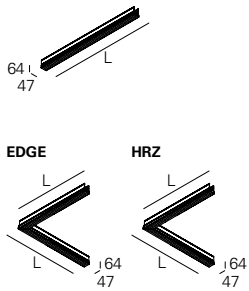
*Replace the symbols to complete the code

Control gear	
HF	E
DALI	H

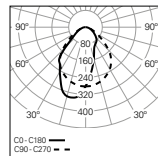
Emergency	
No EM	0
EM 3h (K3) ^{1 2}	3

Colour temp.	
3000K	3
4000K	0
Tunable White ³	T

INNER PROFILE | ASYMMETRIC



ASYM - Diffuser







W	lm output	lm/W	Lmm	CODE*	
16	1396	87	562	90500L002♥VV0♦00	
23	2095	91	842	90500L003♥VV0♦00	
29	2793	96	1122	90500L004♥VV♦♦00	
36	3491	97	1402	90500L005♥VV♦♦00	
44	4189	95	1682	90500L006♥VV♦♦00	
52	4888	94	1964	90500L007♥VV♦♦00	
58	5586	96	2244	90500L008♥VV♦♦00	
65	6284	97	2524	90500L009♥VV♦♦00	
73	6982	96	2804	90500L010♥VV♦♦00	
<hr/>					
EDGE	29	2793	96	599	90500E004♥VV0♦00
HRZ	29	2793	96	577	90500H004♥VV0♦00

¹ Prepared for emergency remote control.

² Versions DALI + EM 3h (K3) only available from L1402 mm.

³ Only available on dimmable DALI versions without emergency unit (No EM). Not available in L562 mm version.

03. Select options

OPTIONS	Code*
SwitchDIM Tunable White	926600
• Each SwitchDIM Tunable White allows the control up to 20 luminaires of L ≤ 1682 mm and up to 10 luminaires of L ≥ 1964 mm.	
Start kit - end cap start/end	923100▲
• 2 end caps included.	
Through-wiring	
• Standard	
3 x 1,5 mm ²	945650
5 x 1,5 mm ²	945750
• 2 x 1,5 mm²	
HF+K3 (x1) - L562 - L1682 mm	948000
HF+K3 (x2) - L1964 - L2804 mm	948001
• 2 x 1,5 mm² + 5P terminal block	
DALI+K3 (x1) - L562 - L1682 mm	948200
DALI+K3 (x2) - L1964 - L2804 mm	948201
• 2 x 1,5 mm² + 2 x 0,75 mm² + 5P terminal block	
K3+TEL (x1) - L562 - L1682 mm	948100
K3+TEL (x2) - L1964 - L2804 mm	948101
Body connector kit	932100
• Steel body connector, screws included.	
Suspension	
S5 L1500 mm (x1)	910408
S5 L1500 mm (x2)	910409
S5 L3000 mm (x1)	910419
S5 L3000 mm (x2)	910412
S5 L6000 mm (x1)	910420
S5 L6000 mm (x2)	910421
Transparent current supply cable	
3 x 1,5 mm ²	94030▲
5 x 1,5 mm ²	94000▲
7 x 1,5 mm ²	94010▲
• For the option DALI with emergency unit and remote control, it is necessary to order 2 current supply cables of 5 x 1,5 mm ² .	
Square ceiling rose³	
Surface mounted T25	45  100 978610▲
Surface mounted T29 (DALI+K3)	978611▲
Recessed T7	 Ø70 35 90 971400▲
Recessed T59 (DALI+K3)	971410▲
Round ceiling rose³	
Surface mounted T24	45  Ø95 978600▲
Surface mounted T26 (DALI+K3)	978601▲
Recessed T5	 Ø70 33 90 971300▲
Recessed T27 (DALI+K3)	978700▲
Blank part	
L1500 mm	992900▲
L3000 mm	992901▲
• Includes inner profile and aluminium blank cover.	
Low Output version	
• Under request.	
Bespoke projects	
• Under request.	



*Replace the symbols to complete the code

Length	▲
L1500 mm	0
L3000 mm	1
L6000 mm	2


Colour ³	▲
□ White	W
■ Grey	G
■ Black	B



Product details



³The ceiling roses are available only in White or Black colour.





Modules composition

1. End caps

2. Outer profile

- 2.1 Start / End module (SRT/END).
- 2.2 Middle module (MID).

3. Diffusers

- 3.1 bGLARE diffuser
- 3.2 bLINE diffuser

4. Body connector kit

- 4.1 2 ways
- 4.2 3 ways


5. Ceiling roses

6. Current supply cable


7. Suspension

Available modules

(Upper view)



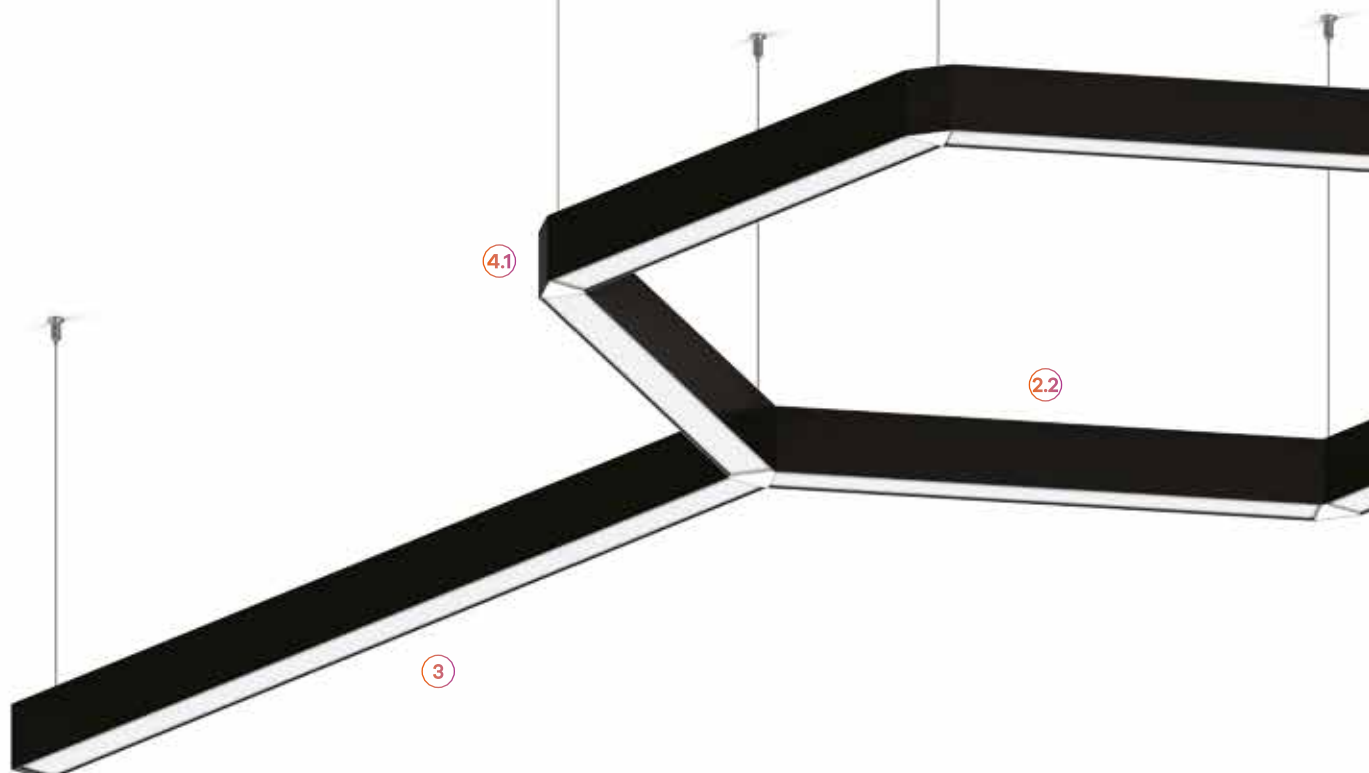
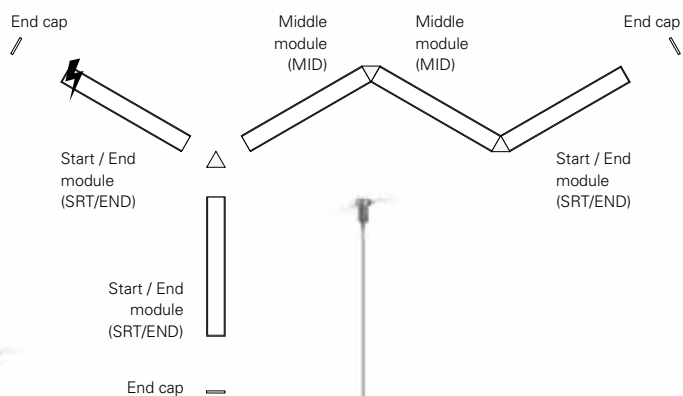
Start / End
module
(SRT/END)

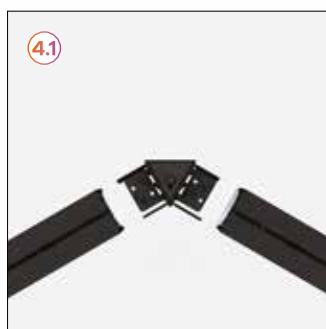
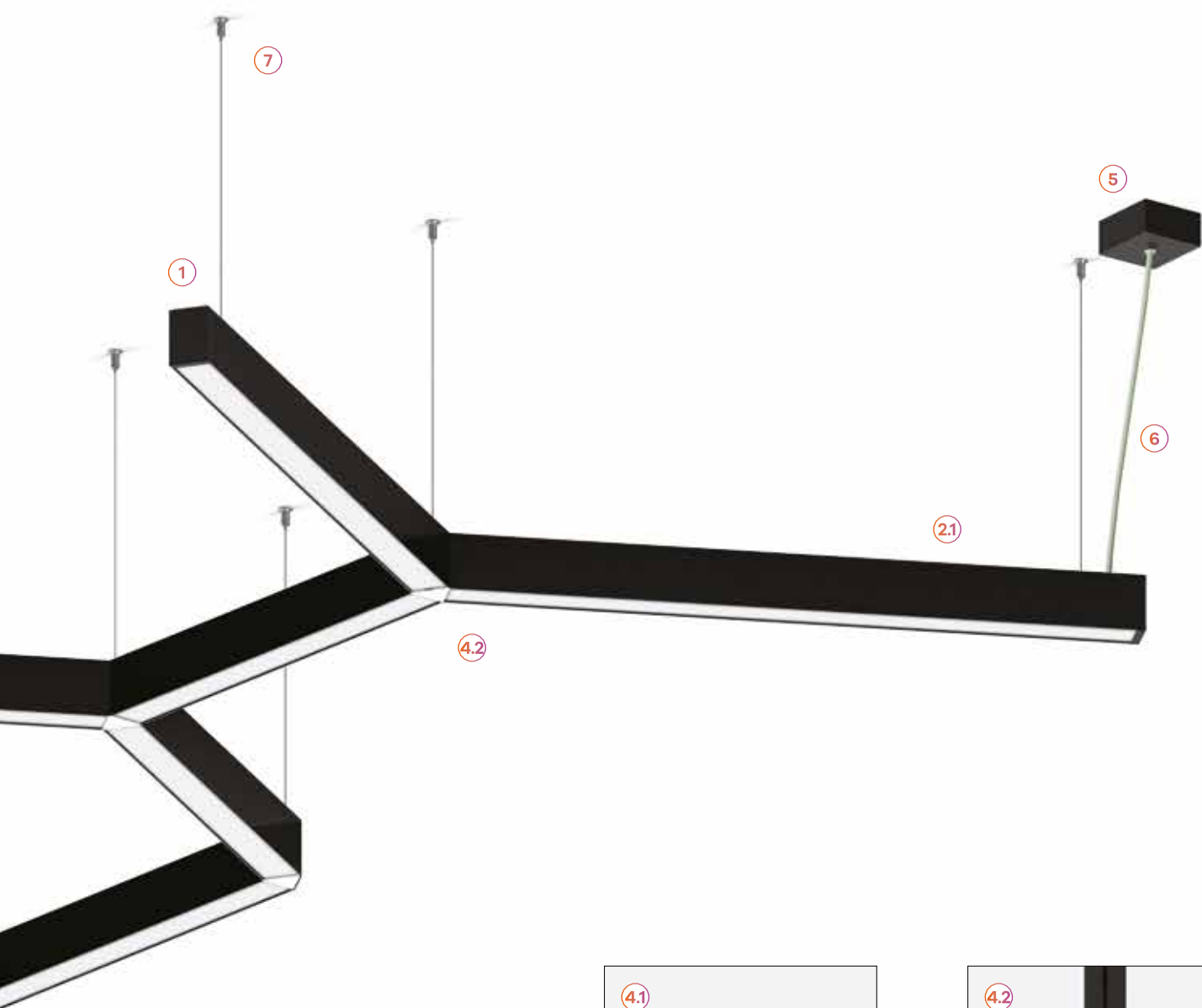


Middle
module
(MID)

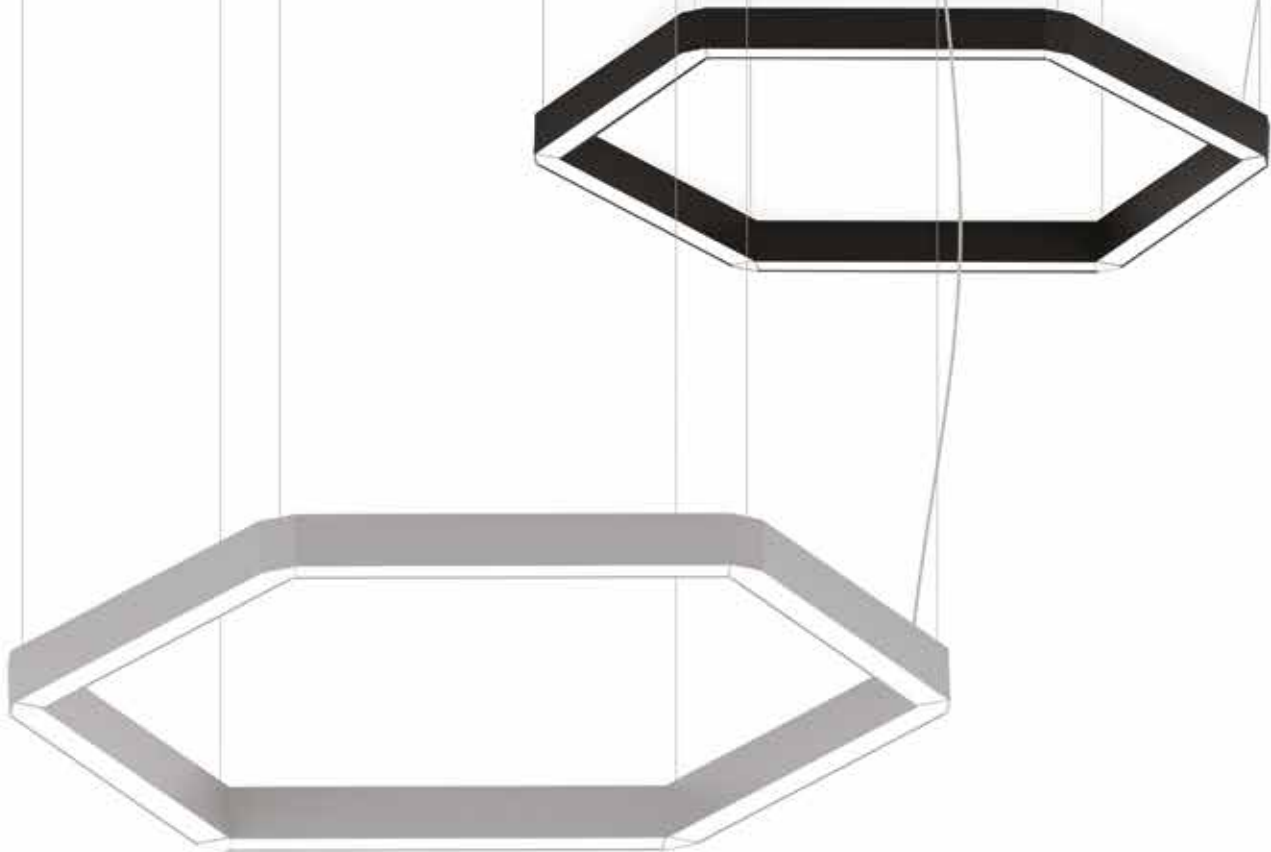
How to assemble a line

(Upper view)

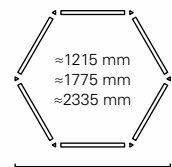




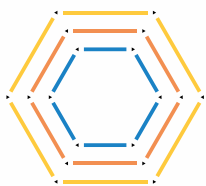
A versatile choice for your project



COMPOSED
(multiple modules)



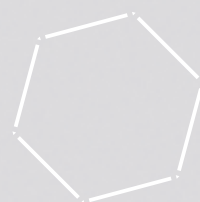
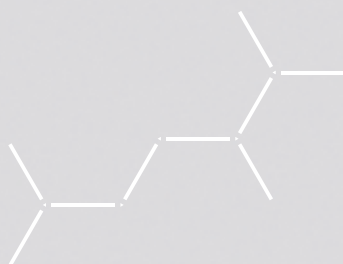
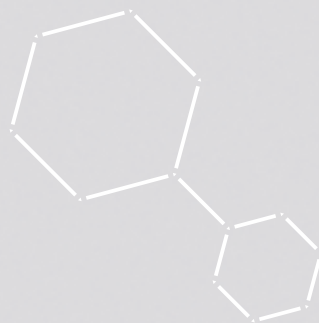
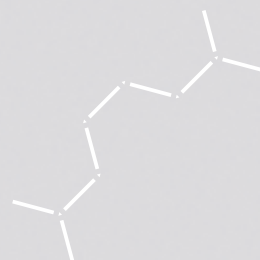
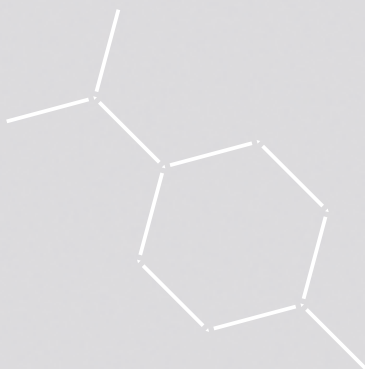
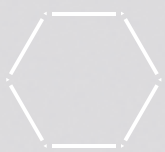
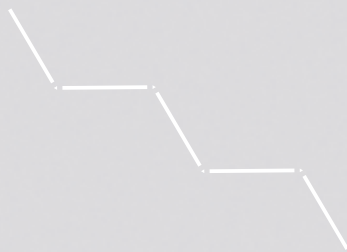
Available modules



Scale 1:100 1000 mm

NUMBER OF MODULES	BODY CONNECTOR KIT	NUMBER OF SUSPENSIONS
-------------------	--------------------	-----------------------

562 mm	6	6 (2 ways)	6
842 mm	6	6 (2 ways)	6
1122 mm	6	6 (2 ways)	6



REBA 50 HEXA



Product characteristics

Body
Extruded aluminium profile

Finish
Powder coated

Optical system
bGLARE - Microprismatic diffuser
bLINE - Opal diffuser

Light source
LED, RG1, CRI>80, MacAdam Step ≤ 3

LED lifetime
80.000h @ L90, B10, Ta 25°C

Control gear
LED driver 220-240V-50/60Hz included



230V/50Hz

IP 40

bGLARE
850°C

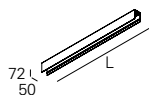
bLINE
960°C

01. Select Outer Profile



OUTER PROFILE

Start / End (SRT/END)

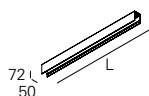


Lmm	CODE*
567	90505L0020▲0083
847	90505L0030▲0083
1127	90505L0040▲0083

*Replace the symbols to complete the code

Colour	Symbol
White	W
Grey	G
Black	B

Middle (MID)



Lmm	CODE*
562	90860L0020▲0000
842	90860L0030▲0000
1122	90860L0040▲0000

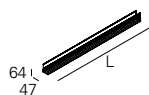
OUTER PROFILE

- To complete the product add the inner profile. Please order separately.
- For suspended version add the suspension, current supply cable and ceiling rose. Please order separately.
- To complete the line add the start kit, through-wiring and body connector kit. Please order separately.
- Dimensions do not include start kit. To complete the line add 6 mm to the length.
- Maximum line length with 1 single feeding point under request.

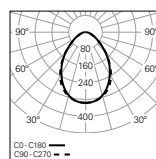
02. Select Inner and Outer Profile



INNER PROFILE | SYMMETRIC



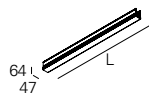
bGLARE - Microprismatic diffuser



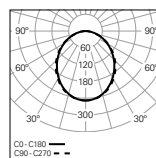
W	lm output	lm/W	Lmm	CODE*
15	1603	107	562	90816L002▼W0♦00
22	2405	109	842	90816L003▼W0♦00
30	3207	107	1122	90816L004▼W0♦00

*Replace the symbols to complete the code

Control gear	Symbol
HF	E
DALI	H








bLINE - Opal diffuser



W	lm output	lm/W	Lmm	CODE*
15	1655	110	562	90814L002▼W0♦00
22	2483	113	842	90814L003▼W0♦00
30	3310	110	1122	90814L004▼W0♦00

Colour temp.	Symbol
3000K	3
4000K	0

03. Select options

OPTIONS	Code*
Start kit - end cap start/end (x1) 	923101▲
Body connector kit	
2 ways HF	932148▲
2 ways DALI	932149▲
3 ways HF	932150▲
3 ways DALI	932151▲
• White body connector cover. • Through-wiring included.	
Suspension	
S5 L1500 mm (x1)	910408
S5 L1500 mm (x2)	910409
S5 L3000 mm (x1)	910419
S5 L3000 mm (x2)	910412
S5 L6000 mm (x1)	910420
S5 L6000 mm (x2)	910421
Transparent current supply cable	
3 x 1,5 mm ²	94030▲
5 x 1,5 mm ²	94000▲
Square ceiling rose¹	
Surface mounted T25  45 100	978610▲
Recessed T7  Ø70 35 90	971400▲
Round ceiling rose¹	
Surface mounted T24  45 Ø95	978600▲
Recessed T5  Ø70 33 Ø90	971300▲
Low Output version	
• Under request.	
Bespoke projects	
• Under request.	



*Replace the symbols to complete the code


Length	▲
L1500 mm	0
L3000 mm	1
L6000 mm	2

Colour ¹	▲
<input type="checkbox"/> White	W
<input type="checkbox"/> Grey	G
<input type="checkbox"/> Black	B



Product details





REBA 50 D/I



Product characteristics

Body
Extruded aluminium profile

Finish
Powder coated

Optical system
bGLARE - Microprismatic diffuser
bLINE - Opal diffuser
ASYM - Asymmetric diffuser

Light source
LED, RG1, CRI>80, MacAdam Step ≤ 3

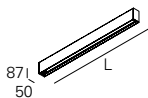
LED lifetime
80.000h @ L90, B10, Ta 25°C

Control gear
LED driver 220-240V-50/60Hz included



01. Select Outer Profile

OUTER PROFILE



Lmm	CODE*
1138	90523L0040▲0000
1418	90523L0050▲0000
1698	90523L0060▲0000
2260	90523L0080▲0000
2540	90523L0090▲0000
2820	90523L0100▲0000



*Replace the symbols to complete the code

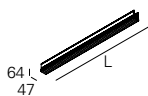
Colour	Symbol
White	W
Grey	G
Black	B

OUTER PROFILE

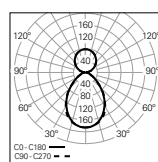
- The indirect light diffuser is included on the product.
- To complete the product add the inner profile, suspension kit, current supply cable and ceiling rose. Please order separately.

02. Select Inner and Outer Profile

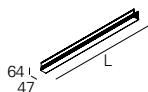
INNER PROFILE | SYMMETRIC



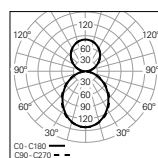
bGLARE - Microprismatic diffuser (60%/40%)



W	lm output	lm/W	Lmm	CODE*
52	5159	99	1122	90528L004▼W0♦00
65	6633	102	1402	90528L005▼W0♦00
77	8107	105	1682	90528L006▼W0♦00
102	10318	101	2244	90528L008▼W0♦00
117	11792	101	2524	90528L009▼W0♦00
130	13266	102	2804	90528L010▼W0♦00



bLINE - Opal diffuser (60%/40%)



W	lm output	lm/W	Lmm	CODE*
52	5250	101	1122	90527L004▼W0♦00
65	6749	104	1402	90527L005▼W0♦00
77	8249	107	1682	90527L006▼W0♦00
102	10499	103	2244	90527L008▼W0♦00
117	11999	103	2524	90527L009▼W0♦00
130	13499	104	2804	90527L010▼W0♦00



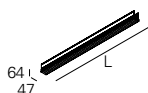
*Replace the symbols to complete the code

Control gear	Symbol
HF	E
DALI	H
HF+CD ¹	Q
SWD+CD ²	Y

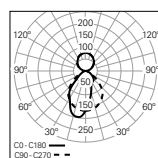
Emergency	Symbol
No EM	0
EM 3h (K3) ³	3

Colour temp.	Symbol
3000K	3
4000K	0
Tunable White ⁴	T

INNER PROFILE | ASYMMETRIC



ASYM - Diffuser (60%/40%)



W	lm output	lm/W	Lmm	CODE*
51	4707	92	1122	90530L004▼W0♦00
66	6051	92	1402	90530L005▼W0♦00
79	7396	94	1682	90530L006▼W0♦00
100	9413	94	2244	90530L008▼W0♦00
117	10758	92	2524	90530L009▼W0♦00
133	12102	91	2804	90530L010▼W0♦00









¹ HF + Double circuit.

² SwitchDIM + Double circuit.

³ Prepared for emergency remote control.

⁴ Only available for the DALI and SWD+CD without emergency unit versions (No EM).

03. Select options

OPTIONS	Code*
SwitchDIM Tunable White	926600
<ul style="list-style-type: none"> Each SwitchDIM Tunable White allows the control up to 10 luminaires of L ≤ 1682 mm and up to 5 luminaires of L ≥ 1964 mm. 	
Suspension	
S5 L1500 mm (x1)	910408
S5 L1500 mm (x2)	910409
S5 L3000 mm (x1)	910419
S5 L3000 mm (x2)	910412
S5 L6000 mm (x1)	910420
S5 L6000 mm (x2)	910421
Transparent current supply cable	
L1500 mm - 3 x 0,75 mm ²	940400
L1500 mm - 5 x 0,75 mm ²	940500
L1500 mm - 7 x 0,75 mm ²	940600
L3000 mm - 3 x 0,75 mm ²	940401
L3000 mm - 5 x 0,75 mm ²	940501
L3000 mm - 7 x 0,75 mm ²	940601
L6000 mm - 3 x 0,75 mm ²	940402
L6000 mm - 5 x 0,75 mm ²	940507
L6000 mm - 7 x 0,75 mm ²	940602
<ul style="list-style-type: none"> For the option DALI with emergency unit and remote control add 2 current supply cables of 5 x 0,75 mm². 	
Square ceiling rose	
Surface mounted T25  45 100	978610♣
Surface mounted T29 (DALI+K3) 	978611♣
Recessed T7  Ø70 35 90	971400♣
Recessed T59 (DALI+K3) 	971410♣
Round ceiling rose	
Surface mounted T24  45 Ø95	978600♣
Surface mounted T26 (DALI+K3) 	978601♣
Recessed T5  Ø70 33 Ø90	971300♣
Recessed T27 (DALI+K3) 	978700♣
Low Output version	
<ul style="list-style-type: none"> Under request. 	




*Replace the symbols to complete the code

Colour	♣
□ White	W
■ Black	B



Product details



Outer profile




Inner profile symmetric



Inner profile asymmetric



End caps without visible screws




Light uniformity



Suspension



Clip-in diffuser



Suspended application



bGLARE diffuser




bLINE diffuser



ASYM diffuser



SwitchDIM Tunable White



Square ceiling roses



Round ceiling roses



REBA 50 D/I Line



Product characteristics

Body
Extruded aluminium profile

Finish
Powder coated

Optical system
bGLARE - Microprismatic diffuser
bLINE - Opal diffuser
ASYM - Asymmetric diffuser

Light source
LED, RG1, CRI>80, MacAdam Step ≤ 3

LED lifetime
80.000h @ L90, B10, Ta 25°C

Control gear
LED driver 220-240V-50/60Hz included



230V/50Hz

IP 40

ASYM
850°C

bGLARE
850°C

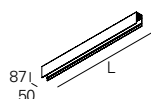
bLINE
960°C

01. Select Outer Profile



OUTER PROFILE

Start / End (SRT/END)

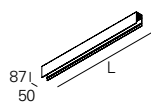


Lmm	CODE*
1127	90508L0040▲0083
1407	90508L0050▲0083
1687	90508L0060▲0083
2249	90508L0080▲0083
2529	90508L0090▲0083
2809	90508L0100▲0083

*Replace the symbols to complete the code

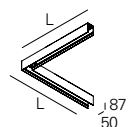
Colour	▲
□ White	W
■ Grey	G
■ Black	B

Middle (MID)



Lmm	CODE*
1122	90508L0040▲0000
1402	90508L0050▲0000
1682	90508L0060▲0000
2244	90508L0080▲0000
2524	90508L0090▲0000
2804	90508L0100▲0000

Horizontal corner (HRZ) - Horizontal edge corner (EDGE)



Lmm	CODE*
601	90508H0040▲0000

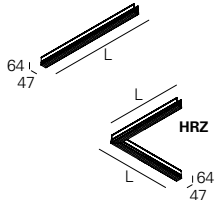
OUTER PROFILE

- The indirect light diffuser is included on the product.
- To complete the product add the inner profile. Please order separately.
- For suspended version add the suspension, current supply cable and ceiling rose. Please order separately.
- To complete the line add the start kit, through-wiring and body connector kit. Please order separately.
- Dimensions do not include start kit. To complete the line add 6 mm to the length.
- The maximum line length with 1 single feeding point is 15000 mm.

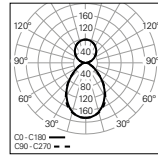
02. Select Inner and Outer Profile



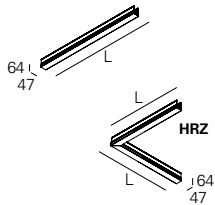
INNER PROFILE | SYMMETRIC



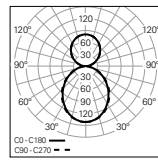
bGLARE - Microprismatic diffuser (60%/40%)



W	lm output	lm/W	Lmm	CODE*
52	5159	99	1120	90528L004♥W0♦00
65	6633	102	1400	90528L005♥W0♦00
77	8107	105	1680	90528L006♥W♦♦00
102	10318	101	2240	90528L008♥W0♦00
117	11792	101	2520	90528L009♥W0♦00
130	13266	102	2800	90528L010♥W0♦00
HRZ	45	4422	98	90528H004♥W0♦00



bLINE - Opal diffuser (60%/40%)



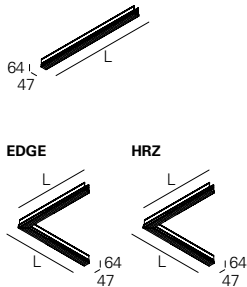
W	lm output	lm/W	Lmm	CODE*
52	5250	101	1120	90527L004♥W0♦00
65	6749	104	1400	90527L005♥W0♦00
77	8249	107	1680	90527L006♥W♦♦00
102	10499	103	2240	90527L008♥W0♦00
117	11999	103	2520	90527L009♥W0♦00
130	13499	104	2800	90527L010♥W0♦00
HRZ	45	4500	100	90527H004♥W0♦00

*Replace the symbols to complete the code

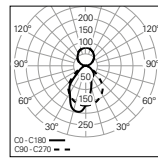
Control gear	Symbol
HF	E
DALI	H
HF+CD ¹	Q
SWD+CD ²	Y
Emergency	Symbol
No EM	0
EM 3h (K3) ³	3

Colour temp.	Symbol
3000K	3
4000K	0
Tunable White ⁴	T

INNER PROFILE | ASYMMETRIC



ASYM - Diffuser (60%/40%)



W	lm output	lm/W	Lmm	CODE*
51	4707	92	1120	90530L004♥W0♦00
66	6051	92	1400	90530L005♥W0♦00
79	7396	94	1680	90530L006♥W♦♦00
100	9413	94	2240	90530L008♥W0♦00
117	10758	92	2520	90530L009♥W0♦00
133	12102	91	2800	90530L010♥W0♦00
EDGE	44	4034	92	90530E004♥W0♦00
HRZ	44	4034	92	90530H004♥W0♦00






¹ HF + Double circuit.

² SwitchDIM + Double circuit.

³ Prepared for emergency remote control.

⁴ Only available for the DALI and SWD+CD without emergency unit versions (No EM).

03. Select options

OPTIONS	Code*
SwitchDIM Tunable White	926600
<ul style="list-style-type: none"> Each SwitchDIM Tunable White allows the control up to 20 luminaires of L ≤ 1682 mm and up to 10 luminaires of L ≥ 1964 mm. 	
Start kit - end cap start/end	923300▲
<ul style="list-style-type: none"> 2 end caps included. 	
Through-wiring	
<ul style="list-style-type: none"> Standard 	
3 x 1,5 mm ²	945650
4 x 1,5 mm ²	948400
5 x 1,5 mm ²	945750
<ul style="list-style-type: none"> 2 x 1,5 mm² 	
HF+K3 (x1) - L562 - L1682 mm	948000
HF+K3 (x2) - L1964 - L2804 mm	948001
<ul style="list-style-type: none"> 2 x 1,5 mm² + 5P terminal block 	
DALI+K3 (x1) - L562 - L1682 mm	948200
DALI+K3 (x2) - L1964 - L2804 mm	948201
<ul style="list-style-type: none"> 2 x 1,5 mm² + 2 x 0,75 mm² + 5P terminal block 	
K3+TEL (x1) - L562 - L1682 mm	948100
K3+TEL (x2) - L1964 - L2804 mm	948101
Body connector kit	932110
<ul style="list-style-type: none"> Steel body connector, screws included. 	
Suspension	
S5 L1500 mm (x1)	910408
S5 L1500 mm (x2)	910409
S5 L3000 mm (x1)	910419
S5 L3000 mm (x2)	910412
S5 L6000 mm (x1)	910420
S5 L6000 mm (x2)	910421
Transparent current supply cable	
3 x 1,5 mm ²	94030▲
5 x 1,5 mm ²	94000▲
7 x 1,5 mm ²	94010▲
<ul style="list-style-type: none"> For the option DALI with emergency unit and remote control add 2 current supply cables of 5 x 0,75 mm². 	
Square ceiling rose⁵	
Surface mounted T25	45  100 978610▲
Surface mounted T29 (DALI+K3)	978611▲
Recessed T7	Ø70 35  90 971400▲
Recessed T59 (DALI+K3)	971410▲
Round ceiling rose⁵	
Surface mounted T24	45  Ø95 978600▲
Surface mounted T26 (DALI+K3)	978601▲
Recessed T5	Ø70 33  Ø90 971300▲
Recessed T27 (DALI+K3)	978700▲
Blank part	
L1500 mm	992940▲
L3000 mm	992941▲
<ul style="list-style-type: none"> Includes inner profile and aluminium blank cover. 	
Low Output version	
<ul style="list-style-type: none"> Under request. 	
Bespoke projects	
<ul style="list-style-type: none"> Under request. 	



*Replace the symbols to complete the code

Length	▲
L1500 mm	0
L3000 mm	1
L6000 mm	2

Colour ⁵	▲
□ White	W
■ Grey	G
■ Black	B



Product details



⁵The ceiling roses are available only in White or Black colour.





REBA 50 /W



Product characteristics

Body

Extruded aluminium profile

Finish

Powder coated

Optical system

bLINE - Opal diffuser

Light source

LED, RG1, CRI>80, MacAdam Step ≤ 3

LED lifetime

80.000h @ L90, B10, Ta 25°C

Control gear

LED driver 220-240V-50/60Hz included



230V/50Hz



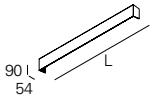
IP 40



01. Select Outer Profile



OUTER PROFILE



Lmm	CODE*
1128	90521L0040▲0000
1408	90521L0050▲0000
1688	90521L0060▲0000
1968	90521L0070▲0000
2248	90521L0080▲0000
2528	90521L0090▲0000
2808	90521L0100▲0000

*Replace the symbols to complete the code

Colour	Symbol
White	W
Grey	G
Black	B

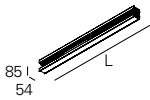
OUTER PROFILE

• To complete the product add the inner profile. Please order separately.

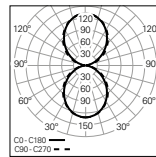
02. Select Inner and Outer Profile



INNER PROFILE | DIRECT / INDIRECT



bLINE - Opal diffuser



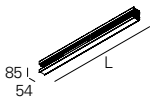
W	lm output	lm/W	Lmm	CODE*
60	6724	112	1122	90536L004▼W0◆00
70	8405	120	1402	90536L005▼W0◆00
84	10085	120	1682	90536L006▼W0◆00
104	11766	113	1962	90536L007▼W0◆00
120	13447	112	2242	90536L008▼W0◆00
130	15128	116	2522	90536L009▼W0◆00
140	16809	120	2802	90536L010▼W0◆00

*Replace the symbols to complete the code

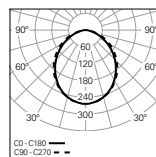
Control gear	Symbol
HF	E
DALI	H
HF+CD ¹	H
SWD+CD ²	Y

Emergency	Symbol
No EM	0
EM 3h (K3) ³	3

INNER PROFILE | DIRECT



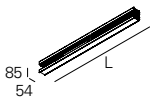
bLINE - Opal diffuser



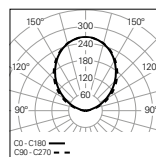
W	lm output	lm/W	Lmm	CODE*
30	3362	112	1122	90535L004▼W0◆00
35	4202	120	1402	90535L005▼W0◆00
42	5043	120	1682	90535L006▼W0◆00
52	5883	113	1962	90535L007▼W0◆00
60	6724	112	2242	90535L008▼W0◆00
65	7564	116	2522	90535L009▼W0◆00
70	8405	120	2802	90535L010▼W0◆00

Colour temp.	Symbol
3000K	3
4000K	0
Tunable White ⁴	T

INNER PROFILE | INDIRECT



bLINE - Opal diffuser



W	lm output	lm/W	Lmm	CODE*
30	3362	112	1122	90518L004▼W0◆00
35	4202	120	1402	90518L005▼W0◆00
42	5043	120	1682	90518L006▼W0◆00
52	5883	113	1962	90518L007▼W0◆00
60	6724	112	2242	90518L008▼W0◆00
65	7564	116	2522	90518L009▼W0◆00
70	8405	120	2802	90518L010▼W0◆00

¹ HF + Double circuit.

² SwitchDIM + Double circuit.


³ Prepared for emergency remote control.

⁴ Only available for the DALI and SWD+CD without emergency unit versions (No EM).

03. Select options


OPTIONS	Code
<p>SwitchDIM Tunable White</p> <ul style="list-style-type: none"> In the Direct version and in the Indirect version each SwitchDIM Tunable White allows the control up to 20 luminaires of $L \leq 1682$ mm and up to 10 luminaires of $L \geq 1964$ mm. In the Direct/Indirect version each SwitchDIM Tunable White allows the control up to 10 luminaires of $L \leq 1682$ mm and up to 5 luminaires of $L \geq 1964$ mm. 	926600
<p>Signage</p> <ul style="list-style-type: none"> Allows signs or text engraving on the outer profile. 	
<p>Low Output version</p> <ul style="list-style-type: none"> Under request. 	

Product details



Outer profile

Inner profile




End caps without visible screws

Light uniformity



Clip-in diffuser

Wall application with direct/indirect light



Wall application with direct light

Wall application with indirect light



bLINE diffuser


SwitchDIM Tunable White



Bespoke signage under request



REBA 50 /W Line



Product characteristics

Body

Extruded aluminium profile



Finish

Powder coated

230V/50Hz

Optical system

bLINE - Opal diffuser



IP 40

Light source

LED, RG1, CRI>80, MacAdam Step ≤ 3

LED lifetime

80.000h @ L90, B10, Ta 25°C



Control gear

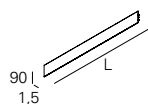
LED driver 220-240V-50/60Hz included

01. Select Outer Profile



OUTER PROFILE

Start / End (SRT/END)

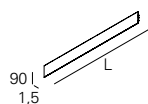


Lmm	CODE*
1125	90526L0040▲0083
1405	90526L0050▲0083
1685	90526L0060▲0083
1965	90526L0070▲0083
2245	90526L0080▲0083
2525	90526L0090▲0083
2805	90526L0100▲0083

*Replace the symbols to complete the code

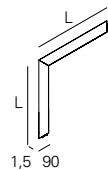
Colour	▲
□ White	W
■ Grey	G
■ Black	B

Middle (MID)



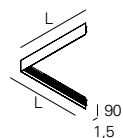
Lmm	CODE*
1122	90526L0040▲0000
1402	90526L0050▲0000
1682	90526L0060▲0000
1962	90526L0070▲0000
2242	90526L0080▲0000
2522	90526L0090▲0000
2802	90526L0100▲0000

Vertical corner (VRT)



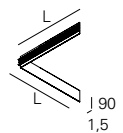
Lmm	CODE*
631	90526V0040▲0000

Horizontal edge corner (EDGE)



Lmm	CODE*
601	90526E0040▲0000

Horizontal corner (HRZ)



Lmm	CODE*
602	90526H0040▲0000

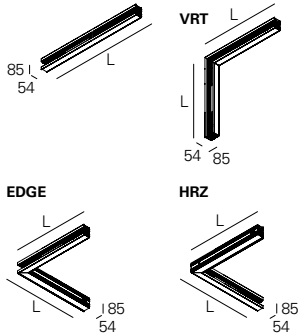
OUTER PROFILE

- To complete the product add the inner profile. Please order separately.
- To complete the line add the start kit, through-wiring and body connector kit. Please order separately.
- The maximum line length with 1 single feeding point is 30000 mm.

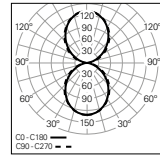
02. Select Inner and Outer Profile



INNER PROFILE | DIRECT / INDIRECT



bLINE - Opal diffuser



W	lm output	lm/W	Lmm	CODE*	
60	6724	112	1122	90536L004▼W0◆00	
70	8405	120	1402	90536L005▼W0◆00	
84	10085	120	1682	90536L006▼W◆◆00	
104	11766	113	1962	90536L007▼W0◆00	
120	13447	112	2242	90536L008▼W0◆00	
130	15128	116	2522	90536L009▼W0◆00	
140	16809	120	2802	90536L010▼W0◆00	
VRT	60	6724	112	631	90536V004▼W0◆00
EDGE	60	6724	112	601	90536E004▼W0◆00
HRZ	60	6724	112	602	90536H004▼W0◆00

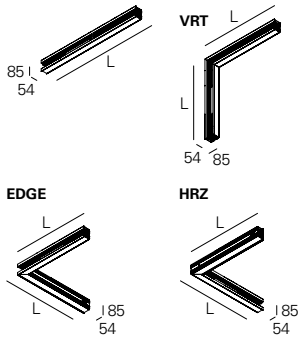
*Replace the symbols to complete the code

Control gear	
HF	E
DALI	H
HF+CD ¹	Q
SWD+CD ²	Y

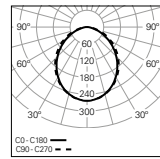
Emergency	
No EM	0
EM 3h (K3) ³	3

Colour temp.	
3000K	3
4000K	0
Tunable White ⁴	T

INNER PROFILE | DIRECT

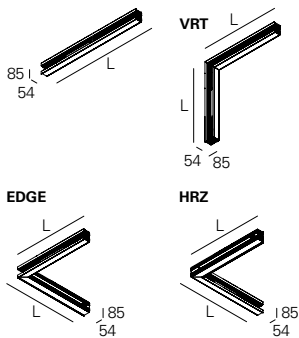


bLINE - Opal diffuser

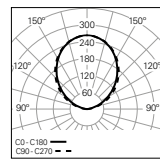


W	lm output	lm/W	Lmm	CODE*	
30	3362	112	1122	90535L004▼W0◆00	
35	4202	120	1402	90535L005▼W◆◆00	
42	5043	120	1682	90535L006▼W◆◆00	
52	5883	113	1962	90535L007▼W◆◆00	
60	6724	112	2242	90535L008▼W◆◆00	
65	7564	116	2522	90535L009▼W◆◆00	
70	8405	120	2802	90535L010▼W◆◆00	
VRT	30	3362	112	631	90535V004▼W0◆00
EDGE	30	3362	112	601	90535E004▼W0◆00
HRZ	30	3362	112	602	90535H004▼W0◆00

INNER PROFILE | INDIRECT



bLINE - Opal diffuser



W	lm output	lm/W	Lmm	CODE*	
30	3362	112	1122	90518L004▼W0◆00	
35	4202	120	1402	90518L005▼W0◆00	
42	5043	120	1682	90518L006▼W0◆00	
52	5883	113	1962	90518L007▼W0◆00	
60	6724	112	2242	90518L008▼W0◆00	
65	7564	116	2522	90518L009▼W0◆00	
70	8405	120	2802	90518L010▼W0◆00	
VRT	30	3362	112	631	90518V004▼W0◆00
EDGE	30	3362	112	601	90518E004▼W0◆00
HRZ	30	3362	112	602	90518H004▼W0◆00


¹ HF + Double circuit.

² SwitchDIM + Double circuit.

³ Prepared for emergency remote control.

⁴ Only available for the DALI and SWD+CD without emergency unit versions (No EM).

03. Select options

Options		Code*
SwitchDIM Tunable White		926600
<ul style="list-style-type: none"> In the Direct version and in the Indirect version each SwitchDIM Tunable White allows the control up to 20 luminaires of L ≤ 1682 mm and up to 10 luminaires of L ≥ 1964 mm. In the Direct/Indirect version each SwitchDIM Tunable White allows the control up to 10 luminaires of L ≤ 1682 mm and up to 5 luminaires of L ≥ 1964 mm. 		
Start kit - end cap start/end		923400♣
• 2 end caps included.		
Through-wiring		
• Standard		
3 x 1,5 mm ²		945650
5 x 1,5 mm ²		945750
• 2 x 1,5 mm²		
HF+K3 (x1) - L562 - L1682 mm		948000
HF+K3 (x2) - L1964 - L2804 mm		948001
• 2 x 1,5 mm² + 5P terminal block		
DALI+K3 (x1) - L562 - L1682 mm		948200
DALI+K3 (x2) - L1964 - L2804 mm		948201
• 2 x 1,5 mm² + 2 x 0,75 mm² + 5P terminal block		
K3+TEL (x1) - L562 - L1682 mm		948100
K3+TEL (x2) - L1964 - L2804 mm		948101
Body connector kit		932120
• Steel body connector, screws included.		
Blank part		
L1500 mm		992960♣
L3000 mm		992961♣
• Includes inner profile and aluminium blank cover.		
Signage		
• Allows signs or text engraving on the outer profile.		
Low Output version		
• Under request.		
Bespoke projects		
• Under request.		




*Replace the symbols to complete the code

Colour	♣
<input type="checkbox"/> White	W
<input type="checkbox"/> Grey	G
<input type="checkbox"/> Black	B



Product details







REBA 65

How it works

1. Outer profile

- 1.1 Recessed
- 1.2 Trimless
- 1.3 Surface mounted
- 1.4 Direct suspension
- 1.5 Direct / Indirect suspension

2. Inner profile

- 2.1 Symmetric

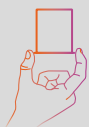


- 2.2 Asymmetric



3. Diffusers

- 3.1 bLINE diffuser
 - 3.2 bGLARE diffuser
 - 3.3 Blank cover
 - 3.4 ASYM diffuser
-



77x82 mm



65x82 mm



65x97 mm

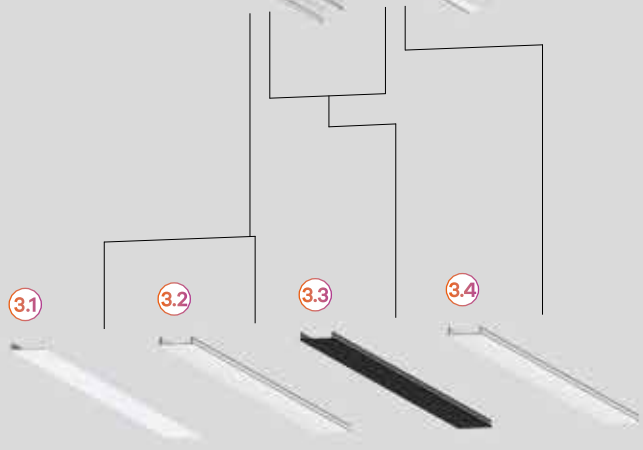
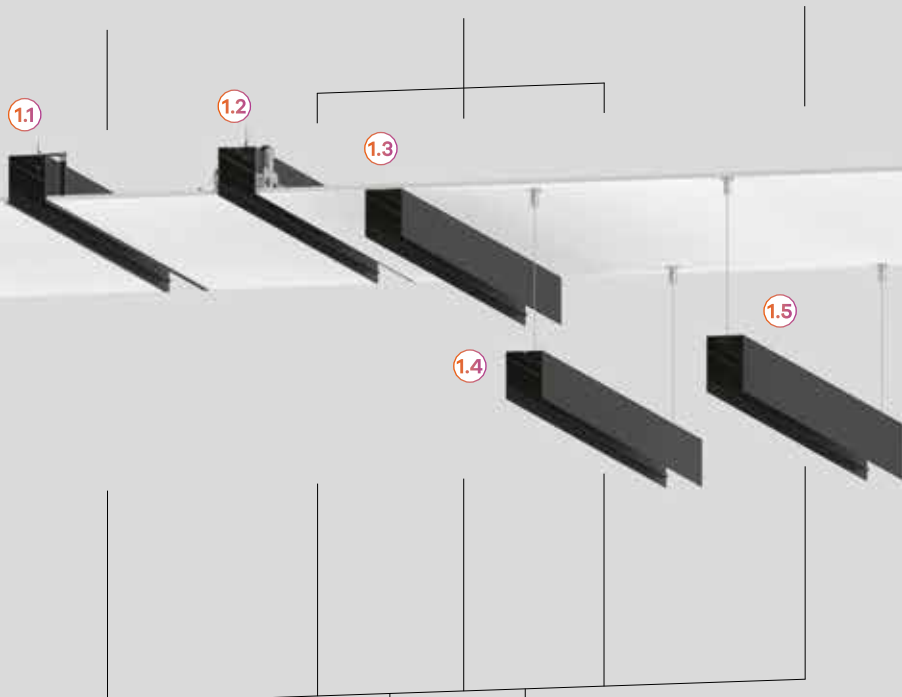






Photo: Ivo Tavares

REBA 65 /T



Product characteristics

Body

Extruded aluminium profile

Finish

Powder coated

Fixing system

Trimless recessed mounting kit

Optical system

bGLARE - Microprismatic diffuser

bLINE - Opal diffuser

ASYM - Asymmetric diffuser

Light source

LED, RG1, CRI>80, MacAdam Step ≤ 3

LED lifetime

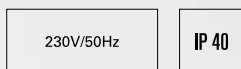
80.000h @ L90, B10, Ta 25°C

Control gear

LED driver 220-240V-50/60Hz included

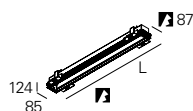
Ceiling thickness

For ceilings between 10, 13, 15 and 18 mm



01. Select Outer Profile

OUTER PROFILE



Lmm		CODE*
598	600	90524L0020▲0000
878	880	90524L0030▲0000
1158	1160	90524L0040▲0000
1438	1440	90524L0050▲0000
1718	1720	90524L0060▲0000
2000	2002	90524L0070▲0000
2280	2282	90524L0080▲0000
2560	2562	90524L0090▲0000
2840	2842	90524L0100▲0000



*Replace the symbols to complete the code

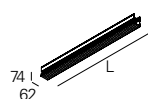
Colour	▲
□ White	W
■ Grey	G
■ Black	B

OUTER PROFILE

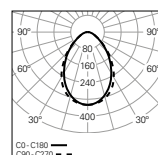
• To complete the product add the inner profile. Please order separately.

02. Select Inner and Outer Profile

INNER PROFILE | SYMMETRIC



bGLARE - Microprismatic diffuser

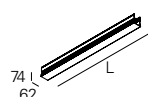


W	lm output	lm/W	Lmm	CODE*
15	1577	105	562	90502L002▼W0◆00
22	2366	108	842	90502L003▼W0◆00
30	3155	105	1122	90502L004▼W◆000
35	3944	113	1402	90502L005▼W◆000
42	4732	113	1682	90502L006▼W◆000
52	5521	106	1964	90502L007▼W◆000
60	6310	105	2244	90502L008▼W◆000
65	7099	109	2524	90502L009▼W◆000
70	7887	113	2804	90502L010▼W◆000

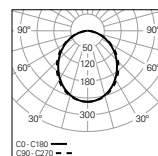
*Replace the symbols to complete the code

Control gear	▼
HF	E
DALI	H

Emergency	●
No EM	0
EM 3h (K3) ^{1 2}	3



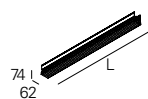
bLINE - Opal diffuser



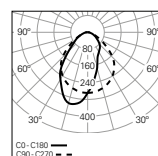
W	lm output	lm/W	Lmm	CODE*
15	1681	112	562	90501L002▼W0◆00
22	2521	115	842	90501L003▼W0◆00
30	3362	112	1122	90501L004▼W◆000
35	4202	120	1402	90501L005▼W◆000
42	5043	120	1682	90501L006▼W◆000
52	5883	113	1964	90501L007▼W◆000
60	6724	112	2244	90501L008▼W◆000
65	7564	116	2524	90501L009▼W◆000
70	8405	120	2804	90501L010▼W◆000

Colour temp.	◆
3000K	3
4000K	0
Tunable White ³	T

INNER PROFILE | ASYMMETRIC



ASYM - Diffuser



W	lm output	lm/W	Lmm	CODE*
16	1474	92	562	90504L002▼W0◆00
23	2211	96	842	90504L003▼W0◆00
29	2948	102	1122	90504L004▼W◆000
36	3685	102	1402	90504L005▼W◆000
44	4422	101	1682	90504L006▼W◆000
52	5159	99	1964	90504L007▼W◆000
58	5896	102	2244	90504L008▼W◆000
65	6633	102	2524	90504L009▼W◆000
73	7370	101	2804	90504L010▼W◆000

¹ Prepared for emergency remote control.

² Versions DALI + EM 3h (K3) only available from L1402 mm.

³ Only available on dimmable DALI versions without emergency unit (No EM). Not available in L562 mm version.

03. Select options

OPTIONS	Code
SwitchDIM Tunable White • Each SwitchDIM Tunable White allows the control up to 20 luminaires of L ≤ 1682 mm and up to 10 luminaires of L ≥ 1964 mm.	926600
Steel safety cable L1500 mm	955000
Low Output version • Under request.	




Product details



Outer profile



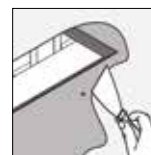
Inner profile symmetric



Inner profile asymmetric




Light uniformity



Trimless recessed mounting kit



Clip-in diffuser



Trimless application



bGLARE diffuser



bLINE diffuser




ASYM diffuser



SwitchDIM Tunable White



REBA 65 /T Line



Product characteristics

Body

Extruded aluminium profile

Finish

Powder coated

Fixing system

Trimless recessed mounting kit

Optical system

bGLARE - Microprismatic diffuser

bLINE - Opal diffuser

ASYM - Asymmetric diffuser

Light source

LED, RG1, CRI>80, MacAdam Step ≤ 3

LED lifetime

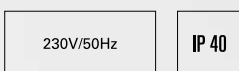

80.000h @ L90, B10, Ta 25°C

Control gear

LED driver 220-240V-50/60Hz included

Ceiling thickness

For ceilings between 10, 13, 15 and 18 mm

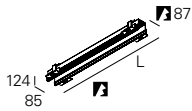


01. Select Outer Profile



OUTER PROFILE

Start / End (SRT/END)

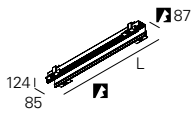


Lmm		CODE*
580	581	90511L0020▲0083
860	861	90511L0030▲0083
1140	1141	90511L0040▲0083
1420	1421	90511L0050▲0083
1700	1701	90511L0060▲0083
1982	1983	90511L0070▲0083
2262	2263	90511L0080▲0083
2542	2543	90511L0090▲0083
2822	2823	90511L0100▲0083

*Replace the symbols to complete the code

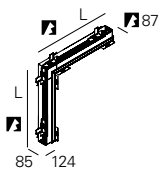
Colour	
<input type="checkbox"/> White	W
<input type="checkbox"/> Grey	G
<input type="checkbox"/> Black	B

Middle (MID)



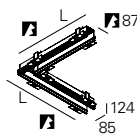
Lmm		CODE*
562	562	90511L0020▲0000
842	842	90511L0030▲0000
1122	1122	90511L0040▲0000
1402	1402	90511L0050▲0000
1682	1682	90511L0060▲0000
1964	1964	90511L0070▲0000
2244	2244	90511L0080▲0000
2524	2524	90511L0090▲0000
2804	2804	90511L0100▲0000

Vertical corner (VRT)



Lmm		CODE*
559	524	90511V0040▲0000

Horizontal corner (HRZ) - Horizontal edge corner (EDGE)



Lmm		CODE*
618	619	90511H0040▲0000

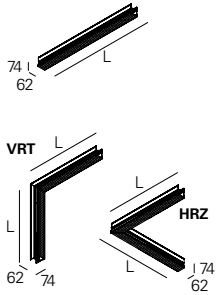
OUTER PROFILE

- To complete the product add the inner profile. Please order separately.
- To complete the line add the start kit, through-wiring and body connector kit. Please order separately.
- The maximum line length with 1 single feeding point is 30000 mm.

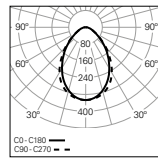
02. Select Inner and Outer Profile



INNER PROFILE | SYMMETRIC

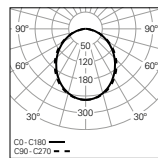


bGLARE - Microprismatic diffuser



W	lm output	lm/W	Lmm	CODE*	
15	1577	105	562	90502L002▼W0◆00	
22	2366	108	842	90502L003▼W0◆00	
30	3155	105	1122	90502L004▼W◆◆00	
35	3944	113	1402	90502L005▼W◆◆00	
42	4732	113	1682	90502L006▼W◆◆00	
52	5521	106	1964	90502L007▼W◆◆00	
60	6310	105	2244	90502L008▼W◆◆00	
65	7099	109	2524	90502L009▼W◆◆00	
70	7887	113	2804	90502L010▼W◆◆00	
<hr/>					
VRT	30	3155	105	606	90502V004▼W0◆00
HRZ	30	3155	105	608	90502H004▼W0◆00

bLINE - Opal diffuser



W	lm output	lm/W	Lmm	CODE*	
15	1681	112	562	90501L002▼W0◆00	
22	2521	115	842	90501L003▼W0◆00	
30	3362	112	1122	90501L004▼W◆◆00	
35	4202	120	1402	90501L005▼W◆◆00	
42	5043	120	1682	90501L006▼W◆◆00	
52	5883	113	1964	90501L007▼W◆◆00	
60	6724	112	2244	90501L008▼W◆◆00	
65	7564	116	2524	90501L009▼W◆◆00	
70	8405	120	2804	90501L010▼W◆◆00	
<hr/>					
VRT	30	3362	112	606	90501V004▼W0◆00
HRZ	30	3362	112	608	90501H004▼W0◆00

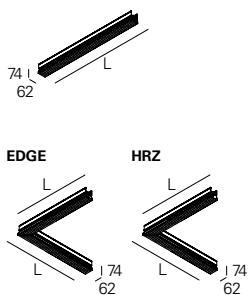
*Replace the symbols to complete the code

Control gear	
HF	E
DALI	H

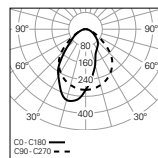
Emergency	
No EM	0
EM 3h (K3) ^{1 2}	3

Colour temp.	
3000K	3
4000K	0
Tunable White ³	T

INNER PROFILE | ASYMMETRIC



ASYM - Diffuser




W	lm output	lm/W	Lmm	CODE*	
16	1474	92	562	90504L002▼W0◆00	
23	2211	96	842	90504L003▼W0◆00	
29	2948	102	1122	90504L004▼W◆◆00	
36	3685	102	1402	90504L005▼W◆◆00	
44	4422	101	1682	90504L006▼W◆◆00	
52	5159	99	1964	90504L007▼W◆◆00	
58	5896	102	2244	90504L008▼W◆◆00	
65	6633	102	2524	90504L009▼W◆◆00	
73	7370	101	2804	90504L010▼W◆◆00	
<hr/>					
EDGE	29	2948	102	606	90504E004▼W0◆00
HRZ	29	2948	102	608	90504H004▼W0◆00

¹ Prepared for emergency remote control.

² Versions DALI + EM 3h (K3) only available from L1402 mm.

³ Only available on dimmable DALI versions without emergency unit (No EM). Not available in L562 mm version.

03. Select options

OPTIONS	Code*
SwitchDIM Tunable White • Each SwitchDIM Tunable White allows the control up to 20 luminaires of L ≤ 1682 mm and up to 10 luminaires of L ≥ 1964 mm.	926600
Start kit - end cap start/end • 2 end caps included.	82  923500♣ 65 3
Through-wiring • Standard 3 x 1,5 mm ² 5 x 1,5 mm ²	945650 945750
• 2 x 1,5 mm² HF+K3 (x1) - L562 - L1682 mm HF+K3 (x2) - L1964 - L2804 mm	948000 948001
• 2 x 1,5 mm² + 5P terminal block DALI+K3 (x1) - L562 - L1682 mm DALI+K3 (x2) - L1964 - L2804 mm	948200 948201
• 2 x 1,5 mm² + 2 x 0,75 mm² + 5P terminal block K3+TEL (x1) - L562 - L1682 mm K3+TEL (x2) - L1964 - L2804 mm	948100 948101
Body connector kit • Steel body connector, screws included.	932220
Blank part L1500 mm L3000 mm • Includes inner profile and aluminium blank cover.	993060♣ 993061♣
Steel safety cable L1500 mm	955000
Low Output version • Under request.	
Bespoke projects • Under request.	



*Replace the symbols to complete the code

Colour	♣
<input type="checkbox"/> White	W
<input type="checkbox"/> Grey	G
<input type="checkbox"/> Black	B




Product details



Outer profile



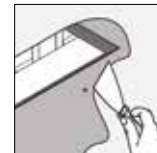
Inner profile symmetric



Inner profile asymmetric



Light uniformity




Trimless recessed mounting kit



Clip-in diffuser



Vertical corner



Horizontal corner



Trimless application



bGLARE diffuser



bLINE diffuser



ASYM diffuser



SwitchDIM Tunable White



Start kit



Photo: Ivo Tavares



Photo Ivo Tavares

REBA 65 /E



Product characteristics

Body

Extruded aluminium profile

Finish

Powder coated

Fixing system

Brackets

Optical system

bGLARE - Microprismatic diffuser

bLINE - Opal diffuser

ASYM - Asymmetric diffuser

Light source

LED, RG1, CRI>80, MacAdam Step ≤ 3

LED lifetime

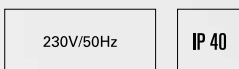
80.000h @ L90, B10, Ta 25°C

Control gear

LED driver 220-240V-50/60Hz included

Ceiling thickness

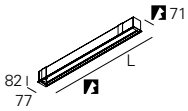
For ceilings between 1-25 mm



01. Select Outer Profile



OUTER PROFILE



Lmm	β	CODE*
590	580	90525L0020▲0000
870	860	90525L0030▲0000
1150	1140	90525L0040▲0000
1430	1420	90525L0050▲0000
1710	1700	90525L0060▲0000
1992	1982	90525L0070▲0000
2272	2262	90525L0080▲0000
2552	2542	90525L0090▲0000
2832	2822	90525L0100▲0000

*Replace the symbols to complete the code

Colour	▲
□ White	W
■ Grey	G
■ Black	B

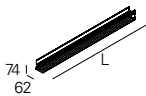
OUTER PROFILE

• To complete the product add the inner profile. Please order separately.

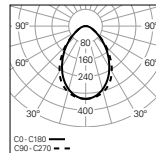
02. Select Inner and Outer Profile



INNER PROFILE | SYMMETRIC



bGLARE - Microprismatic diffuser

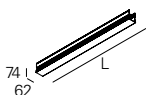


W	lm output	lm/W	Lmm	CODE*
15	1577	105	562	90502L002♥W0♦00
22	2366	108	842	90502L003♥W0♦00
30	3155	105	1122	90502L004♥W0♦00
35	3944	113	1402	90502L005♥W0♦00
42	4732	113	1682	90502L006♥W0♦00
52	5521	106	1964	90502L007♥W0♦00
60	6310	105	2244	90502L008♥W0♦00
65	7099	109	2524	90502L009♥W0♦00
70	7887	113	2804	90502L010♥W0♦00

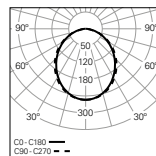
*Replace the symbols to complete the code

Control gear	♥
HF	E
DALI	H

Emergency	●
No EM	0
EM 3h (K3) ^{1 2}	3



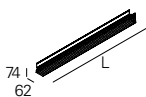
bLINE - Opal diffuser



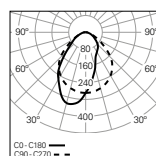
W	lm output	lm/W	Lmm	CODE*
15	1681	112	562	90501L002♥W0♦00
22	2521	115	842	90501L003♥W0♦00
30	3362	112	1122	90501L004♥W0♦00
35	4202	120	1402	90501L005♥W0♦00
42	5043	120	1682	90501L006♥W0♦00
52	5883	113	1964	90501L007♥W0♦00
60	6724	112	2244	90501L008♥W0♦00
65	7564	116	2524	90501L009♥W0♦00
70	8405	120	2804	90501L010♥W0♦00

Colour temp.	♦
3000K	3
4000K	0
Tunable White ³	T

INNER PROFILE | ASYMMETRIC



ASYM - Diffuser



W	lm output	lm/W	Lmm	CODE*
16	1474	92	562	90504L002♥W0♦00
23	2211	96	842	90504L003♥W0♦00
29	2948	102	1122	90504L004♥W0♦00
36	3685	102	1402	90504L005♥W0♦00
44	4422	101	1682	90504L006♥W0♦00
52	5159	99	1964	90504L007♥W0♦00
58	5896	102	2244	90504L008♥W0♦00
65	6633	102	2524	90504L009♥W0♦00
73	7370	101	2804	90504L010♥W0♦00

¹ Prepared for emergency remote control.

² Versions DALI + EM 3h (K3) only available from L1402 mm.

³ Only available on dimmable DALI versions without emergency unit (No EM). Not available in L562 mm version.

03. Select options

OPTIONS	Code
SwitchDIM Tunable White • Each SwitchDIM Tunable White allows the control up to 20 luminaires of L ≤ 1682 mm and up to 10 luminaires of L ≥ 1964 mm.	926600
Steel safety cable L1500 mm	955000
Low Output version • Under request.	



Product details




Outer profile



Brackets



Inner profile symmetric



Inner profile asymmetric



Light uniformity



Clip-in diffuser



Ceiling recessed application



bGLARE diffuser



bLINE diffuser




ASYM diffuser



SwitchDIM
Tunable White

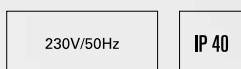



REBA 65 /E Line



Product characteristics

Body Extruded aluminium profile
Finish Powder coated
Fixing system Brackets
Optical system bGLARE - Microprismatic diffuser bLINE - Opal diffuser ASYM - Asymmetric diffuser
Light source LED, RG1, CRI>80, MacAdam Step ≤3
LED lifetime 80.000h @ L90, B10, Ta 25°C
Control gear LED driver 220-240V-50/60Hz included
Ceiling thickness For ceilings between 1-25 mm

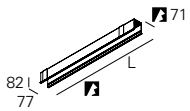


01. Select Outer Profile



OUTER PROFILE

Start / End (SRT/END)

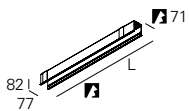


Lmm		CODE*
567	568	90510L0020▲0083
847	848	90510L0030▲0083
1127	1128	90510L0040▲0083
1407	1408	90510L0050▲0083
1687	1688	90510L0060▲0083
1969	1970	90510L0070▲0083
2249	2250	90510L0080▲0083
2529	2530	90510L0090▲0083
2809	2810	90510L0100▲0083

*Replace the symbols to complete the code

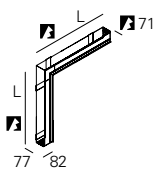
Colour	▲
<input type="checkbox"/> White	W
<input type="checkbox"/> Grey	G
<input type="checkbox"/> Black	B

Middle (MID)



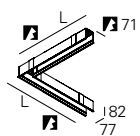
Lmm		CODE*
562	562	90510L0020▲0000
842	842	90510L0030▲0000
1122	1122	90510L0040▲0000
1402	1402	90510L0050▲0000
1682	1682	90510L0060▲0000
1964	1964	90510L0070▲0000
2244	2244	90510L0080▲0000
2524	2524	90510L0090▲0000
2804	2804	90510L0100▲0000

Vertical corner (VRT)



Lmm		CODE*
606	526	90510V0040▲0000

Horizontal corner (HRZ) - Horizontal edge corner (EDGE)



Lmm		CODE*
614	611	90510H0040▲0000

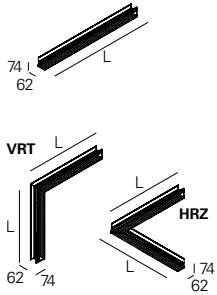
OUTER PROFILE

- To complete the product add the inner profile. Please order separately.
- To complete the line add the start kit, through-wiring and body connector kit. Please order separately.
- Dimensions do not include the start kit. Add 6 mm to the recessing length to complete the line.
- The maximum line length with 1 single feeding point is 30000 mm.

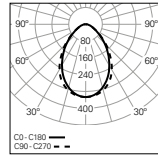
02. Select Inner and Outer Profile



INNER PROFILE | SYMMETRIC

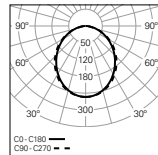


bGLARE - Microprismatic diffuser

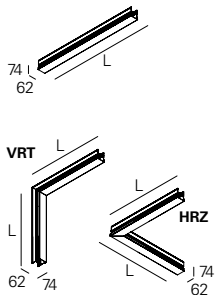


W	lm output	lm/W	Lmm	CODE*	
15	1577	105	562	90502L002♥VV0♦00	
22	2366	108	842	90502L003♥W0♦00	
30	3155	105	1122	90502L004♥W♦♦00	
35	3944	113	1402	90502L005♥W♦♦00	
42	4732	113	1682	90502L006♥W♦♦00	
52	5521	106	1964	90502L007♥W♦♦00	
60	6310	105	2244	90502L008♥W♦♦00	
65	7099	109	2524	90502L009♥W♦♦00	
70	7887	113	2804	90502L010♥W♦♦00	
<hr/>					
VRT	30	3155	105	606	90502V004♥W0♦00
HRZ	30	3155	105	608	90502H004♥W0♦00

bLINE - Opal diffuser



W	lm output	lm/W	Lmm	CODE*	
15	1681	112	562	90501L002♥W0♦00	
22	2521	115	842	90501L003♥W0♦00	
30	3362	112	1122	90501L004♥W♦♦00	
35	4202	120	1402	90501L005♥W♦♦00	
42	5043	120	1682	90501L006♥W♦♦00	
52	5883	113	1964	90501L007♥W♦♦00	
60	6724	112	2244	90501L008♥W♦♦00	
65	7564	116	2524	90501L009♥W♦♦00	
70	8405	120	2804	90501L010♥W♦♦00	
<hr/>					
VRT	30	3362	112	606	90501V004♥W0♦00
HRZ	30	3362	112	608	90501H004♥W0♦00



*Replace the symbols to complete the code

Control gear

HF E

DALI H

Emergency

No EM 0

EM 3h (K3) ^{1,2} 3

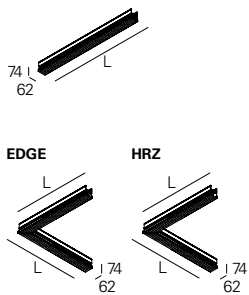
Colour temp.

3000K 3

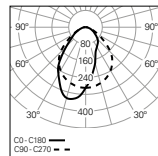
4000K 0

Tunable White ³ T

INNER PROFILE | ASYMMETRIC



ASYM - Diffuser



W	lm output	lm/W	Lmm	CODE*	
16	1474	92	562	90504L002♥W0♦00	
23	2211	96	842	90504L003♥W0♦00	
29	2948	102	1122	90504L004♥W♦♦00	
36	3685	102	1402	90504L005♥W♦♦00	
44	4422	101	1682	90504L006♥W♦♦00	
52	5159	99	1964	90504L007♥W♦♦00	
58	5896	102	2244	90504L008♥W♦♦00	
65	6633	102	2524	90504L009♥W♦♦00	
73	7370	101	2804	90504L010♥W♦♦00	
<hr/>					
EDGE	29	2948	102	606	90504E004♥W0♦00
HRZ	29	2948	102	608	90504H004♥W0♦00

¹ Prepared for emergency remote control.

² Versions DALI + EM 3h (K3) only available from L1402 mm.

³ Only available on dimmable DALI versions without emergency unit (No EM). Not available in L562 mm version.

03. Select options

OPTIONS	Code*
SwitchDIM Tunable White • Each SwitchDIM Tunable White allows the control up to 20 luminaires of L ≤ 1682 mm and up to 10 luminaires of L ≥ 1964 mm.	926600
Start kit - end cap start/end • 2 end caps included.	82 923600♣ 77 9
Through-wiring • Standard 3 x 1,5 mm ² 5 x 1,5 mm ²	945650 945750
• 2 x 1,5 mm² HF+K3 (x1) - L562 - L1682 mm HF+K3 (x2) - L1964 - L2804 mm	948000 948001
• 2 x 1,5 mm² + 5P terminal block DALI+K3 (x1) - L562 - L1682 mm DALI+K3 (x2) - L1964 - L2804 mm	948200 948201
• 2 x 1,5 mm² + 2 x 0,75 mm² + 5P terminal block K3+TEL (x1) - L562 - L1682 mm K3+TEL (x2) - L1964 - L2804 mm	948100 948101
Body connector kit • Steel body connector, screws included.	932200
Blank part L1500 mm L3000 mm • Includes inner profile and aluminium blank cover.	993020♣ 993021♣
Steel safety cable L1500 mm	955000
Low Output version • Under request.	
Bespoke projects • Under request.	



*Replace the symbols to complete the code

Colour	♣
□ White	W
■ Grey	G
■ Black	B




Product details



Outer profile



Inner profile symmetric



Inner profile asymmetric



Light uniformity




Brackets



Clip-in diffuser



Vertical corner



Horizontal corner



Ceiling recessed application



bGLARE diffuser



bLINE diffuser



ASYM diffuser



SwitchDIM Tunable White



Start kit





REBA 65



Product characteristics

Body
Extruded aluminium profile

Finish
Powder coated

Optical system
bGLARE - Microprismatic diffuser
bLINE - Opal diffuser
ASYM - Asymmetric diffuser

Light source
LED, RG1, CRI>80, MacAdam Step ≤ 3

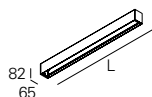
LED lifetime
80.000h @ L90, B10, Ta 25°C

Control gear
LED driver 220-240V-50/60Hz included



01. Select Outer Profile

OUTER PROFILE



Lmm	CODE*
578	90522L0020
858	90522L0030
1138	90522L0040
1418	90522L0050
1698	90522L0060
1980	90522L0070
2260	90522L0080
2540	90522L0090
2820	90522L0100



*Replace the symbols to complete the code

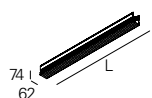
Colour	Symbol
White	W
Grey	G
Black	B

OUTER PROFILE

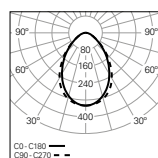
- To complete the product add the inner profile. Please order separately.
- For suspended version add the suspension, current supply cable and ceiling rose. Please order separately.

02. Select Inner and Outer Profile

INNER PROFILE | SYMMETRIC



bGLARE - Microprismatic diffuser

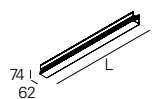


W	lm output	lm/W	Lmm	CODE*
15	1577	105	562	90502L0020
22	2366	108	842	90502L0030
30	3155	105	1122	90502L0040
35	3944	113	1402	90502L0050
42	4732	113	1682	90502L0060
52	5521	106	1964	90502L0070
60	6310	105	2244	90502L0080
65	7099	109	2524	90502L0090
70	7887	113	2804	90502L0100

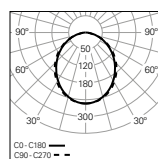
*Replace the symbols to complete the code

Control gear	Symbol
HF	E
DALI	H

Emergency	Symbol
No EM	0
EM 3h (K3) ^{1,2}	3



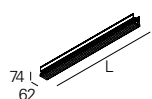
bLINE - Opal diffuser



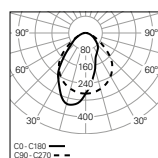
W	lm output	lm/W	Lmm	CODE*
15	1681	112	562	90501L0020
22	2521	115	842	90501L0030
30	3362	112	1122	90501L0040
35	4202	120	1402	90501L0050
42	5043	120	1682	90501L0060
52	5883	113	1964	90501L0070
60	6724	112	2244	90501L0080
65	7564	116	2524	90501L0090
70	8405	120	2804	90501L0100

Colour temp.	Symbol
3000K	3
4000K	0
Tunable White ³	T

INNER PROFILE | ASYMMETRIC



ASYM - Diffuser







W	lm output	lm/W	Lmm	CODE*
16	1474	92	562	90504L0020
23	2211	96	842	90504L0030
29	2948	102	1122	90504L0040
36	3685	102	1402	90504L0050
44	4422	101	1682	90504L0060
52	5159	99	1964	90504L0070
58	5896	102	2244	90504L0080
65	6633	102	2524	90504L0090
73	7370	101	2804	90504L0100

¹ Prepared for emergency remote control.

² Versions DALI + EM 3h (K3) only available from L1402 mm.

³ Only available on dimmable DALI versions without emergency unit (No EM). Not available in L562 mm version.

03. Select options

OPTIONS	Code*
SwitchDIM Tunable White	926600
<ul style="list-style-type: none"> Each SwitchDIM Tunable White allows the control up to 20 luminaires of L ≤ 1682 mm and up to 10 luminaires of L ≥ 1964 mm. 	
Suspension	
S5 L1500 mm (x1)	910408
S5 L1500 mm (x2)	910409
S5 L3000 mm (x1)	910419
S5 L3000 mm (x2)	910412
S5 L6000 mm (x1)	910420
S5 L6000 mm (x2)	910421
Transparent current supply cable	
L1500 mm - 3 x 0,75 mm ²	940400
L1500 mm - 5 x 0,75 mm ²	940500
L1500 mm - 7 x 0,75 mm ²	940600
L3000 mm - 3 x 0,75 mm ²	940401
L3000 mm - 5 x 0,75 mm ²	940501
L3000 mm - 7 x 0,75 mm ²	940601
L6000 mm - 3 x 0,75 mm ²	940402
L6000 mm - 5 x 0,75 mm ²	940507
L6000 mm - 7 x 0,75 mm ²	940602
<ul style="list-style-type: none"> For the option DALI with emergency unit and remote control add 2 current supply cables of 5 x 0,75 mm². 	
Square ceiling rose	
Surface mounted T25  45 100	978610
Surface mounted T29 (DALI+K3)	978611
Recessed T7  Ø70 35 90	971400
Recessed T59 (DALI+K3)	971410
Round ceiling rose	
Surface mounted T24  45 Ø95	978600
Surface mounted T26 (DALI+K3)	978601
Recessed T5  Ø70 33 Ø90	971300
Recessed T27 (DALI+K3)	978700
Low Output version	
<ul style="list-style-type: none"> Under request. 	



*Replace the symbols to complete the code

Colour	▲
□ White	W
■ Black	B



Product details





Architects: Gleason
Photo: António Chaves

REBA 65 Line



Product characteristics

Body

Extruded aluminium profile

Finish

Powder coated

Optical system

bGLARE - Microprismatic diffuser

bLINE - Opal diffuser

ASYM - Asymmetric diffuser

Light source

LED, RG1, CRI>80, MacAdam Step ≤ 3

LED lifetime

80.000h @ L90, B10, Ta 25°C

Control gear

LED driver 220-240V-50/60Hz included



230V/50Hz

IP 40

ASYM
850°C

bGLARE
850°C

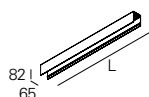
bLINE
960°C

01. Select Outer Profile



OUTER PROFILE

Start / End (SRT/END)

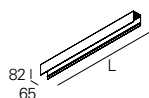


Lmm	CODE*
567	90509L0020▲0083
847	90509L0030▲0083
1127	90509L0040▲0083
1407	90509L0050▲0083
1687	90509L0060▲0083
1969	90509L0070▲0083
2249	90509L0080▲0083
2529	90509L0090▲0083
2809	90509L0100▲0083

*Replace the symbols to complete the code

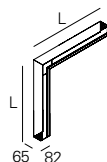
Colour	▲
□ White	W
■ Grey	G
■ Black	B

Middle (MID)



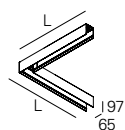
Lmm	CODE*
562	90509L0020▲0000
842	90509L0030▲0000
1122	90509L0040▲0000
1402	90509L0050▲0000
1682	90509L0060▲0000
1964	90509L0070▲0000
2244	90509L0080▲0000
2524	90509L0090▲0000
2804	90509L0100▲0000

Vertical corner (VRT)



Lmm	CODE*
606	90509V0040▲0000

Horizontal corner (HRZ) - Horizontal edge corner (EDGE)



Lmm	CODE*
608	90509H0040▲0000

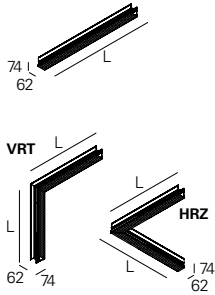
OUTER PROFILE

- To complete the product add the inner profile. Please order separately.
- For suspended version add the suspension, current supply cable and ceiling rose. Please order separately.
- To complete the line add the start kit, through-wiring and body connector kit. Please order separately.
- Dimensions do not include start kit. To complete the line add 6 mm to the length.
- The maximum line length with 1 single feeding point is 30000 mm.

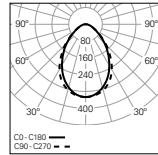
02. Select Inner and Outer Profile



INNER PROFILE | SYMMETRIC

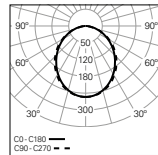


bGLARE - Microprismatic diffuser

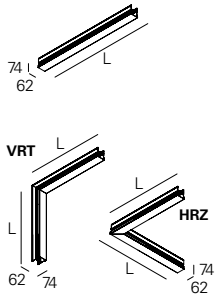


W	lm output	lm/W	Lmm	CODE*	
15	1577	105	562	90502L002♥W0♦00	
22	2366	108	842	90502L003♥W0♦00	
30	3155	105	1122	90502L004♥W♦♦00	
35	3944	113	1402	90502L005♥W♦♦00	
42	4732	113	1682	90502L006♥W♦♦00	
52	5521	106	1964	90502L007♥W♦♦00	
60	6310	105	2244	90502L008♥W♦♦00	
65	7099	109	2524	90502L009♥W♦♦00	
70	7887	113	2804	90502L010♥W♦♦00	
VRT	30	3155	105	606	90502V004♥W0♦00
HRZ	30	3155	105	608	90502H004♥W0♦00

bLINE - Opal diffuser



W	lm output	lm/W	Lmm	CODE*	
15	1681	112	562	90501L002♥W0♦00	
22	2521	115	842	90501L003♥W0♦00	
30	3362	112	1122	90501L004♥W♦♦00	
35	4202	120	1402	90501L005♥W♦♦00	
42	5043	120	1682	90501L006♥W♦♦00	
52	5883	113	1964	90501L007♥W♦♦00	
60	6724	112	2244	90501L008♥W♦♦00	
65	7564	116	2524	90501L009♥W♦♦00	
70	8405	120	2804	90501L010♥W♦♦00	
VRT	30	3362	112	606	90501V004♥W0♦00
HRZ	30	3362	112	608	90501H004♥W0♦00



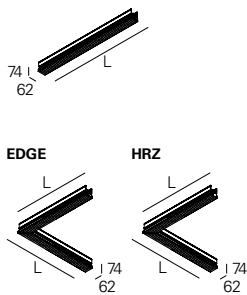
*Replace the symbols to complete the code

Control gear	Symbol
HF	E
DALI	H

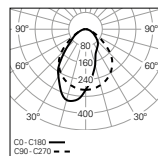
Emergency	Symbol
No EM	0
EM 3h (K3)	3

Colour temp.	Symbol
3000K	3
4000K	0
Tunable White	3 T

INNER PROFILE | ASYMMETRIC



ASYM - Diffuser







W	lm output	lm/W	Lmm	CODE*	
16	1474	92	562	90504L002♥W0♦00	
23	2211	96	842	90504L003♥W0♦00	
29	2948	102	1122	90504L004♥W♦♦00	
36	3685	102	1402	90504L005♥W♦♦00	
44	4422	101	1682	90504L006♥W♦♦00	
52	5159	99	1964	90504L007♥W♦♦00	
58	5896	102	2244	90504L008♥W♦♦00	
65	6633	102	2524	90504L009♥W♦♦00	
73	7370	101	2804	90504L010♥W♦♦00	
EDGE	29	2948	102	606	90504E004♥W0♦00
HRZ	29	2948	102	608	90504H004♥W0♦00

¹ Prepared for emergency remote control.

² Versions DALI + EM 3h (K3) only available from L1402 mm.

³ Only available on dimmable DALI versions without emergency unit (No EM). Not available in L562 mm version.

03. Select options

OPTIONS	Code*
SwitchDIM Tunable White	926600
• Each SwitchDIM Tunable White allows the control up to 20 luminaires of L ≤ 1682 mm and up to 10 luminaires of L ≥ 1964 mm.	
Start kit - end cap start/end	923500▲
• 2 end caps included.	
Through-wiring	
• Standard	
3 x 1,5 mm ²	945650
5 x 1,5 mm ²	945750
• 2 x 1,5 mm²	
HF+K3 (x1) - L562 - L1682 mm	948000
HF+K3 (x2) - L1964 - L2804 mm	948001
• 2 x 1,5 mm² + 5P terminal block	
DALI+K3 (x1) - L562 - L1682 mm	948200
DALI+K3 (x2) - L1964 - L2804 mm	948201
• 2 x 1,5 mm² + 2 x 0,75 mm² + 5P terminal block	
K3+TEL (x1) - L562 - L1682 mm	948100
K3+TEL (x2) - L1964 - L2804 mm	948101
Body connector kit	932200
• Steel body connector, screws included.	
Suspension	
S5 L1500 mm (x1)	910408
S5 L1500 mm (x2)	910409
S5 L3000 mm (x1)	910419
S5 L3000 mm (x2)	910412
S5 L6000 mm (x1)	910420
S5 L6000 mm (x2)	910421
Transparent current supply cable	
3 x 1,5 mm ²	94030▲
5 x 1,5 mm ²	94000▲
7 x 1,5 mm ²	94010▲
• For the option DALI with emergency unit and remote control, it is necessary to order 2 current supply cables of 5 x 0,75 mm ² .	
Square ceiling rose³	
Surface mounted T25	45  100 978610▲
Surface mounted T29 (DALI+K3)	978611▲
Recessed T7	Ø70 35  90 971400▲
Recessed T59 (DALI+K3)	971410▲
Round ceiling rose³	
Surface mounted T24	45  Ø95 978600▲
Surface mounted T26 (DALI+K3)	978601▲
Recessed T5	Ø70 33  Ø90 971300▲
Recessed T27 (DALI+K3)	978700▲
Blank part	
L1500 mm	993000▲
L3000 mm	993001▲
• Includes inner profile and aluminium blank cover.	
Low Output version	
• Under request.	
Bespoke projects	
• Under request.	



*Replace the symbols to complete the code

Length	▲
L1500 mm	0
L3000 mm	1
L6000 mm	2

Colour ³	▲
□ White	W
■ Grey	G
■ Black	B



Product details



³The ceiling roses are available only in White or Black colour.





REBA 65 D/I



Product characteristics

Body
Extruded aluminium profile

Finish
Powder coated

Optical system
bGLARE - Microprismatic diffuser
bLINE - Opal diffuser
ASYM - Asymmetric diffuser

Light source
LED, RG1, CRI>80, MacAdam Step ≤ 3

LED lifetime
80.000h @ L90, B10, Ta 25°C

Control gear
LED driver 220-240V-50/60Hz included



230V/50Hz

IP 40

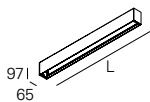
ASYM
850°C

bGLARE
850°C

bLINE
960°C

01. Select Outer Profile

OUTER PROFILE



Lmm	CODE*
1138	90537L0040▲0000
1418	90537L0050▲0000
1698	90537L0060▲0000
2260	90537L0080▲0000
2540	90537L0090▲0000
2820	90537L0100▲0000



*Replace the symbols to complete the code

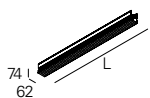
Colour	Symbol
White	W
Grey	G
Black	B

OUTER PROFILE

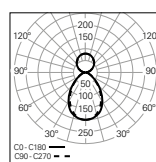
- The indirect light diffuser is included on the product.
- To complete the product add the inner profile, suspension kit, current supply cable and ceiling rose. Please order separately.

02. Select Inner and Outer Profile

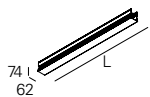
INNER PROFILE | SYMMETRIC



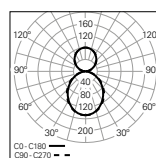
bGLARE - Microprismatic diffuser (60%/40%)



W	lm output	lm/W	Lmm	CODE*
52	5250	101	1122	90532L004▼W0♦00
65	6749	104	1402	90532L005▼W0♦00
77	8249	107	1682	90532L006▼W0♦00
102	10499	103	2244	90532L008▼W0♦00
117	11999	103	2524	90532L009▼W0♦00
130	13499	104	2804	90532L010▼W0♦00



bLINE - Opal diffuser (60%/40%)



W	lm output	lm/W	Lmm	CODE*
52	5340	103	1122	90531L004▼W0♦00
65	6866	106	1402	90531L005▼W0♦00
77	8392	109	1682	90531L006▼W0♦00
102	10680	105	2244	90531L008▼W0♦00
117	12206	104	2524	90531L009▼W0♦00
130	13732	106	2804	90531L010▼W0♦00



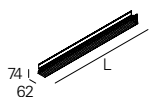
*Replace the symbols to complete the code

Control gear	Symbol
HF	E
DALI	H
HF+CD ¹	Q
SWD+CD ²	Y

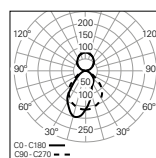
Emergency	Symbol
No EM	0
EM 3h (K3) ³	3

Colour temp.	Symbol
3000K	3
4000K	0
Tunable White ⁴	T

INNER PROFILE | ASYMMETRIC



ASYM - Diffuser (60%/40%)



W	lm output	lm/W	Lmm	CODE*
51	4888	96	1122	90534L004▼W0♦00
66	6284	95	1402	90534L005▼W0♦00
79	7680	97	1682	90534L006▼W0♦00
100	9775	98	2244	90534L008▼W0♦00
117	11172	95	2524	90534L009▼W0♦00
133	12568	94	2804	90534L010▼W0♦00





¹ HF + Double circuit.

² SwitchDIM + Double circuit.

³ Prepared for emergency remote control.

⁴ Only available for the DALI and SWD+CD without emergency unit versions (No EM).

03. Select options

OPTIONS	Code*
SwitchDIM Tunable White	926600
<ul style="list-style-type: none"> • Each SwitchDIM Tunable White allows the control up to 10 luminaires of L ≤ 1682 mm and up to 5 luminaires of L ≥ 1964 mm. 	
Suspension	
S5 L1500 mm (x1)	910408
S5 L1500 mm (x2)	910409
S5 L3000 mm (x1)	910419
S5 L3000 mm (x2)	910412
S5 L6000 mm (x1)	910420
S5 L6000 mm (x2)	910421
Transparent current supply cable	
L1500 mm - 3 x 0,75 mm ²	940400
L1500 mm - 5 x 0,75 mm ²	940500
L1500 mm - 7 x 0,75 mm ²	940600
L3000 mm - 3 x 0,75 mm ²	940401
L3000 mm - 5 x 0,75 mm ²	940501
L3000 mm - 7 x 0,75 mm ²	940601
L6000 mm - 3 x 0,75 mm ²	940402
L6000 mm - 5 x 0,75 mm ²	940507
L6000 mm - 7 x 0,75 mm ²	940602
<ul style="list-style-type: none"> • For the option DALI with emergency unit and remote control add 2 current supply cables of 5 x 0,75 mm². 	
Square ceiling rose	
Surface mounted T25  45 100	978610♣
Surface mounted T29 (DALI+K3)	978611♣
Recessed T7  Ø70 35 90	971400♣
Recessed T59 (DALI+K3)	971410♣
Round ceiling rose	
Surface mounted T24  45 Ø95	978600♣
Surface mounted T26 (DALI+K3)	978601♣
Recessed T5  Ø70 33 Ø90	971300♣
Recessed T27 (DALI+K3)	978700♣
Low Output version	
<ul style="list-style-type: none"> • Under request. 	



*Replace the symbols to complete the code

Colour	♣
□ White	W
■ Black	B




Product details



Outer profile




Inner profile symmetric



Inner profile asymmetric



End caps without visible screws




Light uniformity



Suspension



Clip-in diffuser



Suspended application



bGLARE diffuser




bLINE diffuser



ASYM diffuser



SwitchDIM Tunable White



Square ceiling roses



Round ceiling roses



REBA 65 D/I Line



Product characteristics

Body
Extruded aluminium profile

Finish
Powder coated

Optical system
bGLARE - Microprismatic diffuser
bLINE - Opal diffuser
ASYM - Asymmetric diffuser

Light source
LED, RG1, CRI>80, MacAdam Step ≤ 3

LED lifetime
80.000h @ L90, B10, Ta 25°C

Control gear
LED driver 220-240V-50/60Hz included

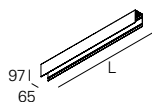


01. Select Outer Profile



OUTER PROFILE

Start / End (SRT/END)

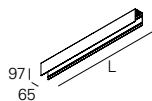


Lmm	CODE*
1127	90512L0040▲0083
1407	90512L0050▲0083
1687	90512L0060▲0083
2249	90512L0080▲0083
2529	90512L0090▲0083
2809	90512L0100▲0083

*Replace the symbols to complete the code

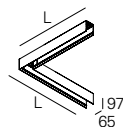
Colour	▲
□ White	W
■ Grey	G
■ Black	B

Middle (MID)



Lmm	CODE*
1122	90512L0040▲0000
1402	90512L0050▲0000
1682	90512L0060▲0000
2244	90512L0080▲0000
2524	90512L0090▲0000
2804	90512L0100▲0000

Horizontal corner (HRZ) - Horizontal edge corner (EDGE)



Lmm	CODE*
608	90512H0040▲0000

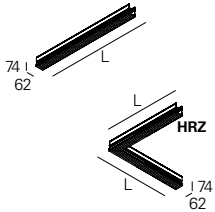
OUTER PROFILE

- The indirect light diffuser is included on the product.
- To complete the product add the inner profile. Please order separately.
- For suspended version add the suspension, current supply cable and ceiling rose. Please order separately.
- To complete the line add the start kit, through-wiring and body connector kit. Please order separately.
- Dimensions do not include start kit. To complete the line add 6 mm to the length.
- The maximum line length with 1 single feeding point is 15000 mm.

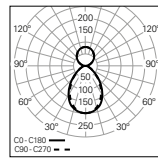
02. Select Inner and Outer Profile



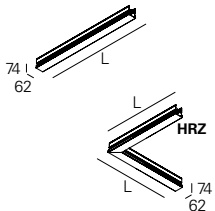
INNER PROFILE | SYMMETRIC



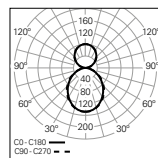
bGLARE - Microprismatic diffuser (60%/40%)



	W	lm output	lm/W	Lmm	CODE*
	52	5250	101	1122	90532L004♥W0♦00
	65	6749	104	1402	90532L005♥W0♦00
	77	8249	107	1682	90532L006♥W♦♦00
	102	10499	103	2244	90532L008♥W0♦00
	117	11999	103	2524	90532L009♥W0♦00
	130	13499	104	2804	90532L010♥W0♦00
HRZ	45	4500	100	604	90532H004♥W0♦00



bLINE - Opal diffuser (60%/40%)



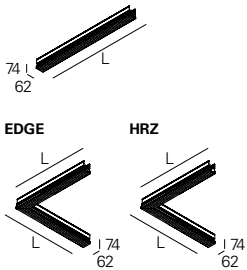
	W	lm output	lm/W	Lmm	CODE*
	52	5340	103	1122	90531L004♥W0♦00
	65	6866	106	1402	90531L005♥W0♦00
	77	8392	109	1682	90531L006♥W♦♦00
	102	10680	105	2244	90531L008♥W0♦00
	117	12206	104	2524	90531L009♥W0♦00
	130	13732	106	2804	90531L010♥W0♦00
HRZ	45	4577	102	604	90531H004♥W0♦00

*Replace the symbols to complete the code

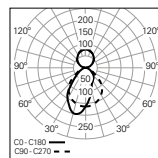
Control gear	
HF	E
DALI	H
HF+CD ¹	Q
SWD+CD ²	Y
Emergency	
No EM	0
EM 3h (K3) ³	3

Colour temp.	
3000K	3
4000K	0
Tunable White ⁴	T

INNER PROFILE | ASYMMETRIC



ASYM - Diffuser (60%/40%)



	W	lm output	lm/W	Lmm	CODE*
	51	4888	96	1122	90534L004♥W0♦00
	66	6284	95	1402	90534L005♥W0♦00
	79	7680	97	1682	90534L006♥W♦♦00
	100	9775	98	2244	90534L008♥W0♦00
	117	11172	95	2524	90534L009♥W0♦00
	133	12568	94	2804	90534L010♥W0♦00
EDGE	44	4189	95	604	90534E004♥W0♦00
HRZ	44	4189	95	604	90534H004♥W0♦00









¹ HF + Double circuit.

² SwitchDIM + Double circuit.

³ Prepared for emergency remote control.

⁴ Only available for the DALI and SWD+CD without emergency unit versions (No EM).

03. Select options

OPTIONS	Code*
SwitchDIM Tunable White	926600
<ul style="list-style-type: none"> Each SwitchDIM Tunable White allows the control up to 10 luminaires of L ≤ 1682 mm and up to 5 luminaires of L ≥ 1964 mm. 	
Start kit - end cap start/end	923700▲
<ul style="list-style-type: none"> 2 end caps included. 	
Through-wiring	
<ul style="list-style-type: none"> Standard 	
3 x 1,5 mm ²	945650
4 x 1,5 mm ²	948400
5 x 1,5 mm ²	945750
<ul style="list-style-type: none"> 2 x 1,5 mm² 	
HF+K3 (x1) - L562 - L1682 mm	948000
HF+K3 (x2) - L1964 - L2804 mm	948001
<ul style="list-style-type: none"> 2 x 1,5 mm² + 5P terminal block 	
DALI+K3 (x1) - L562 - L1682 mm	948200
DALI+K3 (x2) - L1964 - L2804 mm	948201
<ul style="list-style-type: none"> 2 x 1,5 mm² + 2 x 0,75 mm² + 5P terminal block 	
K3+TEL (x1) - L562 - L1682 mm	948100
K3+TEL (x2) - L1964 - L2804 mm	948101
Body connector kit	932210
<ul style="list-style-type: none"> Steel body connector, screws included. 	
Suspension	
S5 L1500 mm (x1)	910408
S5 L1500 mm (x2)	910409
S5 L3000 mm (x1)	910419
S5 L3000 mm (x2)	910412
S5 L6000 mm (x1)	910420
S5 L6000 mm (x2)	910421
Transparent current supply cable	
3 x 1,5 mm ²	94030▲
5 x 1,5 mm ²	94000▲
7 x 1,5 mm ²	94010▲
<ul style="list-style-type: none"> For the option DALI with emergency unit and remote control, it is necessary to order 2 current supply cables of 5 x 1,5 mm². 	
Square ceiling rose⁵	
Surface mounted T25  45  100	978610▲
Surface mounted T29 (DALI+K3)	978611▲
Recessed T7  Ø70 35  90	971400▲
Recessed T59 (DALI+K3)	971410▲
Round ceiling rose⁵	
Surface mounted T24  45  Ø95	978600▲
Surface mounted T26 (DALI+K3)	978601▲
Recessed T5  Ø70 33  Ø90	971300▲
Recessed T27 (DALI+K3)	978700▲
Blank part	
L1500 mm	993040▲
L3000 mm	993041▲
<ul style="list-style-type: none"> Includes inner profile and aluminium blank cover. 	
Low Output version	
<ul style="list-style-type: none"> Under request. 	
Bespoke projects	
<ul style="list-style-type: none"> Under request. 	



*Replace the symbols to complete the code

Length	▲
L1500 mm	0
L3000 mm	1
L6000 mm	2

Colour ⁵	▲
<input type="checkbox"/> White	W
<input type="checkbox"/> Grey	G
<input type="checkbox"/> Black	B



Product details



⁵The ceiling roses are available only in White or Black colour.





Chapter
03

TECHNICAL LIGHTING





Technical
lighting

CORA



CORA /E
620



CORA
624




CORA /C
628



Application types






**1. Recessed
Lay-In**

**2. Recessed
Pull-Up**

3. Surface mounted

4. Suspended

CORA /E



Product characteristics

Body

Steel sheet

Finish

Powder coated

Optical system

bOPTICS - Symmetric reflector

Light source

LED, RG1, CRI>80, MacAdam Step ≤3

LED lifetime

80.000h @ L90, B10, Ta 25°C

Control gear

LED driver 220-240V-50/60Hz included

Ceiling thickness

Lay-in: for exposed T grid ceilings
of 15/24mm without brackets

Pull-up: for plasterboard ceilings
of 10, 13, 15 and 18mm with
brackets



230V/50Hz



IP 20

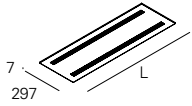
650°C



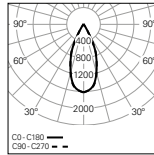
01. Select version



CORA /E 2



bOPTICS - Symmetric reflector 48°



UGR	W	lm output	lm/W	Lmm	ƒ	CODE*
≤10	18	2272	126	597	572x272	90729L260▼▲◆♦00
≤10	30	3779	126	897	872x272	90729L290▼▲◆♦00
≤10	39	5286	136	1197	1172x272	90729L212▼▲◆♦00
≤10	50	6816	136	1497	1472x272	90729L215▼▲◆♦00

*Replace the symbols to complete the code

Control gear ▼

HF	E
DALI	H

Colour ▲

□ White	W
■ Black	B

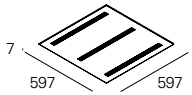
Emergency ●

No EM	0
EM 3h (K3) ¹	3

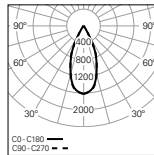
Colour temp. ◆

3000K	3
4000K	0

CORA /E 3

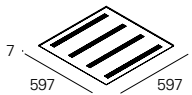


bOPTICS - Symmetric reflector 48°

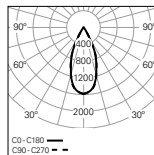


UGR	W	lm output	lm/W	ƒ	CODE*
≤10	26	3408	131	572x572	90729Q360▼▲◆♦00

CORA /E 4



bOPTICS - Symmetric reflector 48°



UGR	W	lm output	lm/W	ƒ	CODE*
≤10	34	4544	134	572x572	90729Q460▼▲◆♦00

CORA 2 | CORA 3 | CORA 4

• For the recessed version in plasterboard ceilings add the recessed mounting kit (x4). Please order separately.

¹ Prepared for emergency remote control.

02. Select options

OPTIONS	Code
Recessed mounting kit (x4)	927700
Steel safety cable L1500 mm	955000
Low Output version • Under request.	
Bespoke projects • Under request.	

Product details



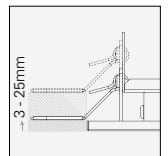
Recessed application
by pull-up



Recessed application
by lay-in




bOPTICS diffuser



Pull-up recessed
version



Plasterboard ceiling
installation detail



CORA



Product characteristics

Body

Steel sheet

Finish

Powder coated

Optical system

bOPTICS - Symmetric reflector

Light source

LED, RG1, CRI>80, MacAdam Step ≤ 3

LED lifetime

80.000h @ L90, B10, Ta 25°C

Control gear

LED driver 220-240V-50/60Hz included



230V/50Hz



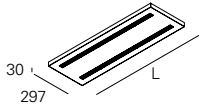
IP 20

650°C

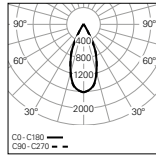
01. Select version



CORA 2



bOPTICS - Symmetric reflector 48°



UGR	W	lm output	lm/W	Lmm	CODE*
≤10	18	2272	126	597	90727L260▼▲◆♦00
≤10	30	3779	126	897	90727L290▼▲◆♦00
≤10	39	5286	136	1197	90727L212▼▲◆♦00
≤10	50	6816	136	1497	90727L215▼▲◆♦00

*Replace the symbols to complete the code

Control gear

HF	E
DALI	H

Colour

□ White	W
■ Black	B

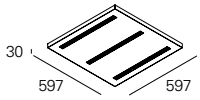
Emergency

No EM	0
EM 3h (K3) ¹	3

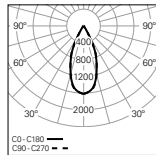
Colour temp.

3000K	3
4000K	0

CORA 3

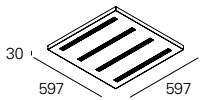


bOPTICS - Symmetric reflector 48°

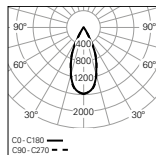


UGR	W	lm output	lm/W	CODE*
≤10	26	3408	131	90727Q360▼▲◆♦00

CORA 4



bOPTICS - Symmetric reflector 48°







UGR	W	lm output	lm/W	CODE*
≤10	34	4544	134	90727Q460▼▲◆♦00

CORA 2 | CORA 3 | CORA 4

• To complete the product add the suspension, current supply cable and ceiling rose. Please order separately.

¹ Prepared for emergency remote control.

02. Select options

OPTIONS	Code*
Suspension	
S11 L1500 mm (x4)	9129041
S11 L3000 mm (x4)	9129042
S11 L6000 mm (x4)	9129043
Transparent current supply cable	
L1500 mm - 3 x 0,75 mm ²	940400
L1500 mm - 5 x 0,75 mm ²	940500
L1500 mm - 7 x 0,75 mm ²	940600
L3000 mm - 3 x 0,75 mm ²	940401
L3000 mm - 5 x 0,75 mm ²	940501
L3000 mm - 7 x 0,75 mm ²	940601
L6000 mm - 3 x 0,75 mm ²	940402
L6000 mm - 5 x 0,75 mm ²	940507
L6000 mm - 7 x 0,75 mm ²	940602
<ul style="list-style-type: none"> • For the option DALI with emergency unit and remote control add 2 current supply cables of 5 x 0,75 mm². 	
Ceiling rose	
Surface mounted T25  45  100	978610▲
Surface mounted T29 (DALI+K3)	978611▲
Recessed T7  Ø70 35  90	971400▲
Recessed T59 (DALI+K3)	971410▲
Low Output version	
<ul style="list-style-type: none"> • Under request. 	



*Replace the symbols to complete the code

Colour ▲
 White W
 Black B



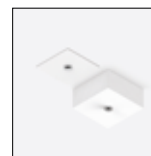
Product details




Suspended application



bOPTICS diffuser



Ceiling roses



CORA /C



Product characteristics

Body

Steel sheet

Finish

Powder coated

Optical system

bOPTICS - Symmetric reflector

Light source

LED, RG1, CRI>80, MacAdam Step ≤ 3

LED lifetime

80.000h @ L90, B10, Ta 25°C

Control gear

LED driver 220-240V-50/60Hz included



230V/50Hz



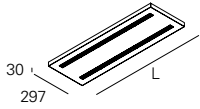
IP 20

650°C

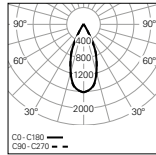
01. Select version



CORA /C 2



bOPTICS - Symmetric reflector 48°



UGR	W	lm output	lm/W	Lmm	CODE*
≤10	18	2272	126	597	90728L260▼▲◆◆00
≤10	30	3779	126	897	90728L290▼▲◆◆00
≤10	39	5286	136	1197	90728L212▼▲◆◆00
≤10	50	6816	136	1497	90728L215▼▲◆◆00

*Replace the symbols to complete the code

Control gear

HF	E
DALI	H

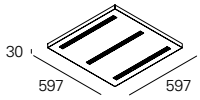
Colour

□ White	W
■ Black	B

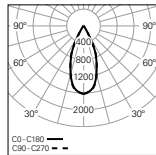
Emergency

No EM	0
EM 3h (K3) ¹	3

CORA /C 3



bOPTICS - Symmetric reflector 48°

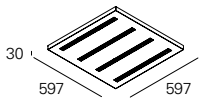


UGR	W	lm output	lm/W	CODE*
≤10	26	3408	131	90728Q360▼▲◆◆00

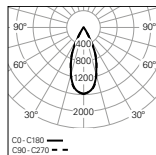
Colour temp.

3000K	3
4000K	0

CORA /C 4



bOPTICS - Symmetric reflector 48°



UGR	W	lm output	lm/W	CODE*
≤10	34	4544	134	90728Q460▼▲◆◆00

¹ Prepared for emergency remote control.

02. Select options

OPTIONS	Code
Low Output version <ul style="list-style-type: none">• Under request.	




Product details



Ceiling surface application



bOPTICS diffuser





Technical
lighting


CLOUD



CLOUD
634



CLOUD



Product characteristics

Body

Steel sheet

Finish

White matte powder coated

Fixing system

Pull-up recessed version with brackets

Optical system

DAM - Microprismatic diffuser

Light source

LED, RG1, CRI>80, MacAdam Step ≤ 3

LED lifetime

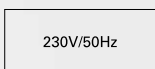
80.000h @ L90, B10, Ta 25°C

Control gear

LED driver 220-240V-50/60Hz included

Ceiling thickness

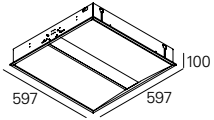
For ceilings between 1-25 mm



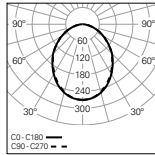
01. Select version



CLOUD



DAM - Microprismatic diffuser



UGR	W	lm output	lm/W	□	CODE*
≤19	41	4370	107	582x582	90840L060▼W●◆♣
≤22	47	5376	114	582x582	90839L060▼W●◆♣

*Replace the symbols to complete the code

Control gear	▼
HF	E
DALI	H

Emergency	●
No EM	0
EM 3h (K3) ¹	3

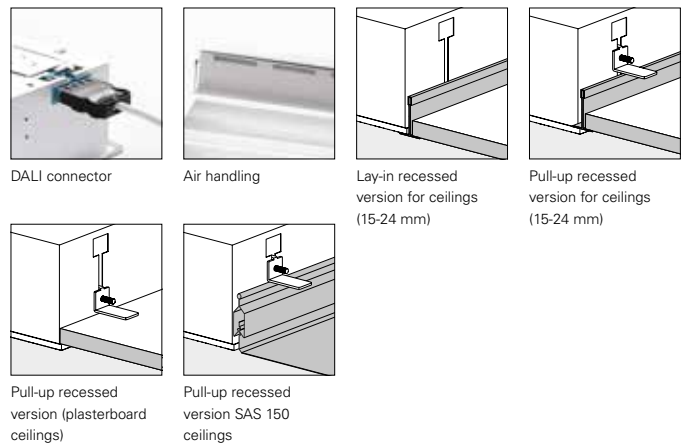
Colour temp.	◆
3000K	3
4000K	0

Connector	♣
No connector	00
W3M ²	W3
W5MD ³	W5

02. Select options

Product details

OPTIONS	Code
Steel safety cable L1500 mm	955000
Air handling • Under request.	
Bespoke projects • Under request.	



¹ Prepared for emergency remote control.

² 3-pole Wieland GST18i3 male connector.

³ 5-pole Wieland GST18i5 DIM male connector.



Technical lighting

TEI




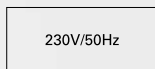
TEI
638





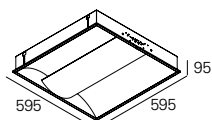
Product characteristics

Body Steel sheet
Finish White matte powder coated
Fixing system Pull-up: for plasterboard ceilings with brackets
Optical system DCS - Microperforated diffuser
Light source LED, RG1, CRI>80, MacAdam Step ≤ 3
LED lifetime 80.000h @ L90, B10, Ta 25°C
Control gear LED driver 220-240V-50/60Hz included
Ceiling thickness For ceilings between 1-25 mm

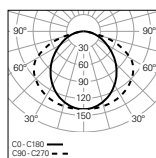


01. Select version

TEI



DCS - Microperforated diffuser



UGR	W	lm output	lm/W	□	CODE*
≤19	29	2223	77	578x578	90853L060▼W●♣♣
≤22	43	3334	78	578x578	90852L060▼W●♣♣



*Replace the symbols to complete the code

Control gear	▼
HF	E
DALI	H

Emergency	●
No EM	0
EM 3h (K3) ¹	3

Colour temp.	◆
3000K	3
4000K	0

Connector	♣
No connector	00
W3M ²	W3
W5MD ³	W5

02. Select options

OPTIONS Code

Steel safety cable
L1500 mm 955000

Bespoke projects

- Under request.

¹ Prepared for emergency remote control.

² 3-pole Wieland GST18i3 male connector.

³ 5-pole Wieland GST18i5 DIM male connector.



Technical
lighting

bLED



bLED
642





Product characteristics

Body
Steel sheet

Finish
White matte powder coated

Fixing system
Lay-in: for exposed T grid ceilings of 15/24mm without brackets

Optical system
DAM - Microprismatic diffuser
LIGHT+ - Opal diffuser

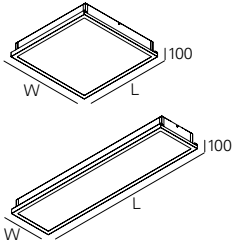
Light source
LED, RG1, CRI>80, MacAdam Step ≤3

LED lifetime
80.000h @ L90, B10, Ta 25°C

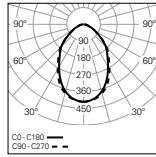
Control gear
LED driver 220-240V-50/60Hz included

01. Select version

bLED

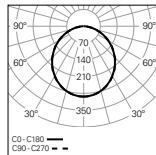


DAM - Microprismatic diffuser



UGR	W	lm output	lm/W	LxWmm	CODE*
≤19	44	5683	129	595x595	90843L060▼W◆◆00
≤19	44	5683	129	1195x295	90843L120▼W◆◆00

LIGHT+ - Opal diffuser



UGR	W	lm output	lm/W	LxWmm	CODE*
≤22	44	6144	140	595x595	90841L060▼W◆◆00
≤22	44	6144	140	1195x295	90841L120▼W◆◆00



*Replace the symbols to complete the code

Control gear	
HF	E
DALI	H

Emergency	
No EM	0
EM 3h (K3) ¹	3

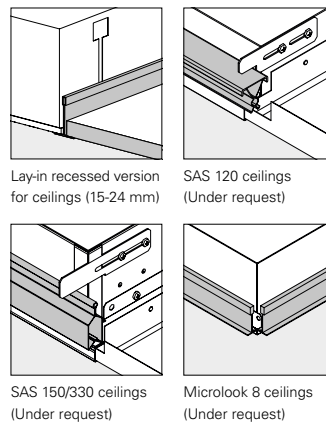
Colour temp.	
3000K	3
4000K	0

02. Select options

OPTIONS	Code
Steel safety cable L1500 mm	955000
IP20/65 version • Under request.	
CRI>90 • Under request.	
Low Output version • Under request.	
Bespoke projects • Under request.	



Product details



¹ Prepared for emergency remote control.




Technical lighting

LNE



LNE
646





Product characteristics

Body
Steel sheet

Frame
Aluminium

Finish
White matte powder coated

Fixing system
Pull-up: for plasterboard ceilings with brackets

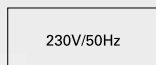
Optical system
DAM - Microprismatic diffuser
LIGHT+ - Opal diffuser

Light source
LED, RG1, CRI>80, MacAdam Step ≤ 3

LED lifetime
80.000h @ L80, B10, Ta 25°C

Control gear
LED driver 220-240V-50/60Hz included

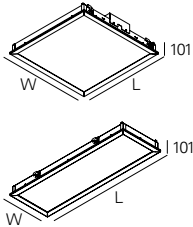
Ceiling thickness
For ceilings between 1-25 mm



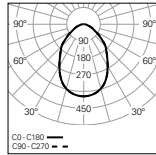
01. Select version



LNE

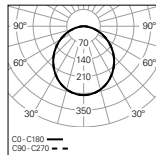


DAM - Microprismatic diffuser



UGR	W	lm output	lm/W	LxWmm	□	CODE*
≤19	26	3169	122	897x297	882x282	90827L093♥W●♣
≤19	34	4225	124	1197x297	1182x282	90827L123♥W●♣
≤19	42	5282	126	1497x297	1482x282	90827L153♥W●♣
≤19	34	4225	124	597x597	582x582	90827L066♥W●♣

LIGHT+ - Opal diffuser



UGR	W	lm output	lm/W	LxWmm	□	CODE*
≤22	26	3441	132	897x297	882x282	90828L093♥W●♣
≤22	34	4587	135	1197x297	1182x282	90828L123♥W●♣
≤22	42	5734	137	1497x297	1482x282	90828L153♥W●♣
≤22	34	4587	135	597x597	582x582	90828L066♥W●♣

*Replace the symbols to complete the code

Control gear	
HF	E
DALI	H

Emergency	
No EM	0
EM 3h (K3) ¹	3

Colour temp.	
3000K	3
4000K	0

Connector	
No connector	00
W3M ²	W3
W5MD ³	W5

02. Select options



Product details

OPTIONS Code

CRI>90

- Under request.

Steel safety cable

L1500 mm 955000



Frame with click system

¹ Prepared for emergency remote control.

² 3-pole Wieland GST18i3 male connector.

³ 5-pole Wieland GST18i5 DIM male connector.



Technical
lighting

LNS



LNS
650





Product characteristics

Body

Steel sheet

Finish

White matte powder coated

Optical system

DAM - Microprismatic diffuser
LIGHT+ - Opal diffuser

Light source

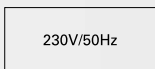
LED, RG1, CRI>80, MacAdam Step ≤ 3

LED lifetime

80.000h @ L80, B10, Ta 25°C

Control gear

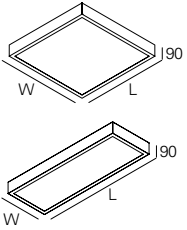
LED driver 220-240V-50/60Hz included



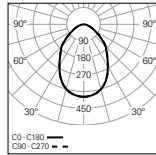
01. Select version



LNS

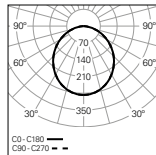


DAM - Microprismatic diffuser



UGR	W	lm output	lm/W	LxWmm	CODE*
≤19	26	3169	122	873x320	90829L063▼W◆◆00
≤19	34	4225	124	1149x320	90829L123▼W◆◆00
≤19	42	5282	126	1425x320	90829L153▼W◆◆00
≤19	34	4225	124	597x597	90829L066▼W◆◆00

LIGHT+ - Opal diffuser



UGR	W	lm output	lm/W	LxWmm	CODE*
≤22	26	3441	132	873x320	90830L063▼W◆◆00
≤22	34	4587	135	1149x320	90830L123▼W◆◆00
≤22	42	5734	137	1425x320	90830L153▼W◆◆00
≤22	34	4587	135	597x597	90830L066▼W◆◆00

*Replace the symbols to complete the code

Control gear	
HF	E
DALI	H

Emergency	
No EM	0
EM 3h (K3) ¹	3

Colour temp.	
3000K	3
4000K	0

02. Select options



Product details

OPTIONS

CRI>90

- Under request.



Frame with click system

¹ Prepared for emergency remote control.

HOSPITAL AND CLEAN ROOMS





HOSPITAL AND CLEAN ROOMS



AVT
656



THE
658



THS
660




LNE IP
662



LNS IP
664





 **Product characteristics**

Body
Steel sheet

Frame
Aluminium

Finish
White matte powder coated

Fixing system
Lay-in: for exposed T grid ceilings without brackets

Wiring
Pre-wired with 1000 mm long H05VV-F cable

Optical system
DAM - Microprismatic diffuser
LIGHT+ - Opal diffuser

Light source
LED, RG1, CRI>80, MacAdam Step ≤3

LED lifetime
80.000h @ L80, B10, Ta 25°C

Control gear
LED driver 220-240V-50/60Hz included

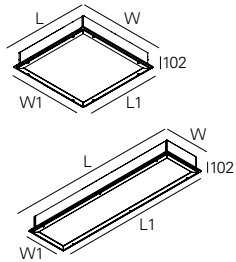
	
	
	
	

01. Select version

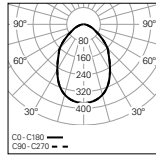


AVT

*Replace the symbols to complete the code

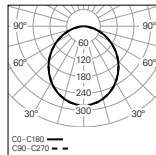


DAM - Microprismatic diffuser



UGR	W	lm output	lm/W	LxWmm	L1xW1mm	CODE*
≤19	34	4104	121	1197x297	1175x275	90797L123▼VV●000
≤19	42	5131	122	1497x297	1475x275	90797L153▼VV●000
≤22	74	8656	117	1497x297	1475x275	90799L153▼VV●000
≤19	34	4104	121	597x597	575x575	90797L066▼VV●000
≤19	59	6925	117	597x597	575x575	90799L066▼VV●000

LIGHT+ - Opal diffuser



UGR	W	lm output	lm/W	LxWmm	L1xW1mm	CODE*
≤22	34	4527	133	1197x297	1175x275	90798L123▼VV●000
≤22	42	5659	135	1497x297	1475x275	90798L153▼VV●000
≤25	74	9548	129	1497x297	1475x275	90800L153▼VV●000
≤22	34	4527	133	597x597	575x575	90798L066▼VV●000
≤22	59	7638	129	597x597	575x575	90800L066▼VV●000

Control gear

HF	E
DALI	H

Emergency

No EM	0
EM 3h (K3) ¹	3

02. Select options



Product details

OPTIONS Code

Connector

3-pole Wieland GST18i3 male connector 965301
 5-pole Wieland GST18i5 DIM male connector 965403

Steel safety cable

L1500 mm 955000

CRI>90

• Under request.

Bespoke projects

• Under request.



Lay-in recessed version

¹ Prepared for emergency remote control.



Product characteristics

Body

Steel sheet

Frame

Aluminium

Finish

White matte powder coated

Fixing system

Pull-up: for plasterboard ceilings with brackets

Wiring

Pre-wired with 1000 mm long
H05VV-F cable

Optical system

DAM - Microprismatic diffuser
LIGHT+ - Opal diffuser

Light source

LED, RG1, CRI>80, MacAdam Step ≤ 3

LED lifetime

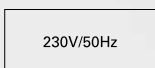
80.000h @ L80, B10, Ta 25°C

Control gear

LED driver 220-240V-50/60Hz included

Ceiling thickness

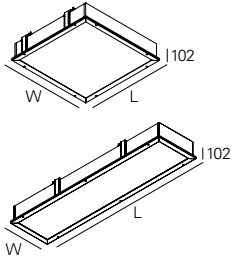
For ceilings between 2-60 mm



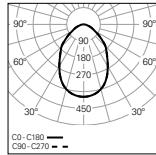
01. Select version



THE

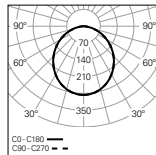


DAM - Microprismatic diffuser



UGR	W	lm output	lm/W	LxWmm	⌘	CODE*
≤19	34	4225	124	1197x297	1180x288	90793L123▼W●000
≤19	42	5282	126	1497x297	1480x288	90793L153▼W●000
≤19	74	8911	120	1497x297	1480x288	90795L153▼W●000
≤19	34	4225	124	597x597	580x588	90793L066▼W●000
≤19	59	7129	121	597x597	580x588	90795L066▼W●000

LIGHT+ - Opal diffuser



UGR	W	lm output	lm/W	LxWmm	⌘	CODE*
≤22	34	4587	135	1197x297	1180x288	90794L123▼W●000
≤22	42	5734	137	1497x297	1480x288	90794L153▼W●000
≤25	74	9675	131	1497x297	1480x288	90796L153▼W●000
≤22	34	4587	135	597x597	580x588	90794L066▼W●000
≤22	59	7740	131	597x597	580x588	90796L066▼W●000

*Replace the symbols to complete the code

Control gear	▼
HF	E
DALI	H

Emergency	●
No EM	0
EM 3h (K3) ¹	3

02. Select options



Product details

OPTIONS Code

Connector

3-pole Wieland GST18i3 male connector	965301
5-pole Wieland GST18i5 DIM male connector	965403

Steel safety cable

L1500 mm	955000
----------	--------

CRI>90

- Under request.

Bespoke projects

- Under request.



Pull-up recessed version detail



Brackets

¹ Prepared for emergency remote control.

THS



Product characteristics

Body

Steel sheet

Frame

Aluminium

Finish

White matte powder coated

Optical system

DAM - Microprismatic diffuser
LIGHT+ - Opal diffuser

Light source

LED, RG1, CRI>80, MacAdam Step ≤ 3

LED lifetime

80.000h @ L80, B10, Ta 25°C

Control gear

LED driver 220-240V-50/60Hz included



230V/50Hz



IP 65

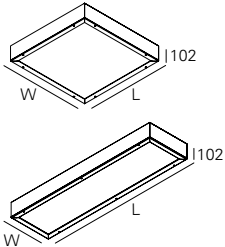
650°C

01. Select version

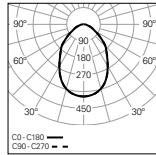


THS

*Replace the symbols to complete the code



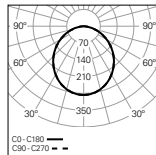
DAM - Microprismatic diffuser



UGR	W	lm output	lm/W	LxWmm	CODE*
≤19	34	4225	124	1142x297	90801L123▼W●000
≤19	42	5282	126	1417x297	90801L153▼W●000
≤22	74	8911	120	1417x297	90803L153▼W●000
≤19	34	4225	124	597x597	90801L066▼W●000
≤19	59	7129	121	597x597	90803L066▼W●000

Control gear	
HF	E
DALI	H

LIGHT+ - Opal diffuser



UGR	W	lm output	lm/W	LxWmm	CODE*
≤22	34	4587	135	1142x297	90802L123▼W●000
≤22	42	5734	137	1417x297	90802L153▼W●000
≤25	74	9675	120	1417x297	90804L153▼W●000
≤22	34	4587	135	597x597	90802L066▼W●000
≤22	59	7740	121	597x597	90804L066▼W●000

Emergency	
No EM	0
EM 3h (K3) ¹	3


02. Select options

OPTIONS

- CRI>90
- Under request.

¹ Prepared for emergency remote control.

LNE IP



Product characteristics

Body

Steel sheet



Frame

Steel sheet

230V/50Hz

Finish

White matte powder coated



Fixing system

Pull-up: for plasterboard ceilings with brackets



Optical system

DAM - Microprismatic diffuser
LIGHT+ - Opal diffuser

Light source

LED, RG1, CRI>80, MacAdam Step ≤ 3

LED lifetime

80.000h @ L80, B10, Ta 25°C

Control gear

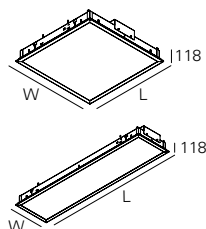
LED driver 220-240V-50/60Hz included

Ceiling thickness

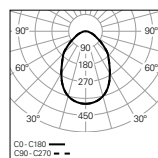
For ceilings between 1-25 mm

01. Select version

LNE IP

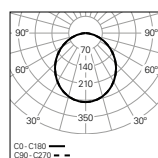


DAM - Microprismatic diffuser



UGR	W	lm output	lm/W	LxWmm	⌘	CODE*
≤19	34	4225	124	1197x297	1180x280	90805L123▼W●000
≤19	42	5282	126	1479x297	1480x280	90805L153▼W●000
≤19	34	4225	124	597x597	580x588	90805L066▼W●000

LIGHT+ - Opal diffuser



UGR	W	lm output	lm/W	LxWmm	⌘	CODE*
≤22	34	4587	135	1197x297	1180x280	90806L123▼W●000
≤22	42	5734	137	1479x297	1480x280	90806L153▼W●000
≤22	34	4587	135	597x597	580x588	90806L066▼W●000



*Replace the symbols to complete the code

Control gear	▼
HF	E
DALI	H

Emergency	●
No EM	0
EM 3h (K3) ¹	3

02. Selecionar opções

OPTIONS Code

Connector

3-pole Wieland GST18i3 male connector	965301
5-pole Wieland GST18i5 DIM male connector	965403

Steel safety cable

L1500 mm	955000
----------	--------



Product details



Pull-up recessed version detail

¹ Prepared for emergency remote control.

LNS IP



Product characteristics

Body

Steel sheet

Frame

Steel sheet

Finish

White matte powder coated

Optical system

DAM - Microprismatic diffuser
LIGHT+ - Opal diffuser

Light source

LED, RG1, CRI>80, MacAdam Step ≤ 3

LED lifetime

80.000h @ L80, B10, Ta 25°C

Control gear

LED driver 220-240V-50/60Hz included



230V/50Hz

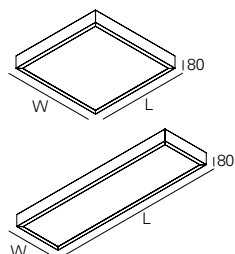


IP 54

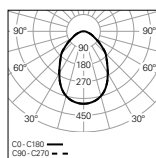
650°C

01. Select version

LNS IP

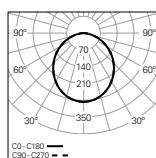


DAM - Microprismatic diffuser



UGR	W	lm output	lm/W	LxWmm	CODE*
≤19	34	4225	124	1149x320	90809L123▼W●000
≤19	42	5282	126	1425x320	90809L153▼W●000
≤19	34	4225	124	597x597	90809L066▼W●000

LIGHT+ - Opal diffuser



UGR	W	lm output	lm/W	LxWmm	CODE*
≤22	34	4587	135	1149x320	90810L123▼W●000
≤22	42	5734	137	1425x320	90810L153▼W●000
≤22	34	4587	135	597x597	90810L066▼W●000



*Replace the symbols to complete the code

Control gear	
HF	E
DALI	H

Emergency	
No EM	0
EM 3h (K3) ¹	3

02. Select options

OPTIONS

Code

Connector

3-pole Wieland GST18i3 male connector	965301
5-pole Wieland GST18i5 DIM male connector	965403

¹ Prepared for emergency remote control.

Chapter
05

TUBULAR LUMINAIRES





Tubular
luminaires

TALEA



TALEA
678



TALEA HRZ
678



TALEA Line
682



TALEA Glare /C
686



TALEA Glare
690



Application types





1. Ceiling surface mounted

2. Wall mounted
Horizontal

3. Wall mounted
Vertical

4. Suspended



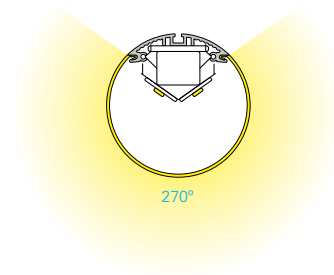
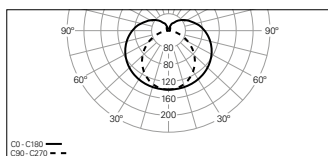
Optical system

TUBULAR
LUMINAIRES

Scale 1:1

1

1. bLINE



Modules composition

1. End caps

2. LED modules

- 2.1 Start module (SRT).
 - 2.2 Middle module (MID).
 - 2.3 End module (END).
-

3. Diffuser

4. Body connector kit

5. Ceiling roses

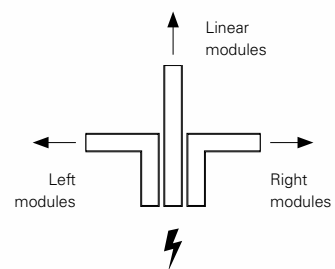
6. Current supply cable

7. Surface mounted kit

8. Suspension

Available modules

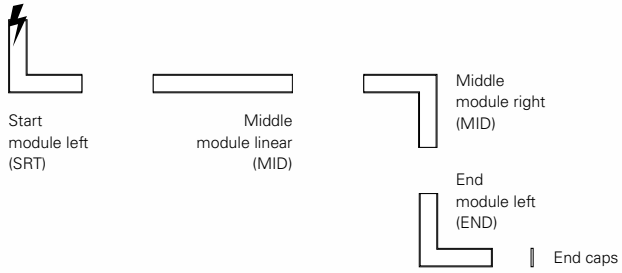
(Upper view)



How to assemble a line

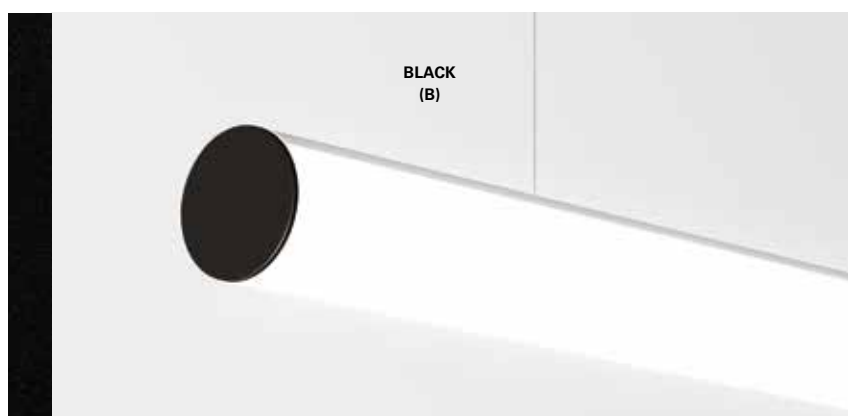


(Upper view)

— End caps




Define your colour

TUBULAR
LUMINAIRES





TALEA



Product characteristics

Body

Extruded aluminium profile



End caps

Injected polycarbonate

230V/50Hz

Finish

Anodized in natural colour



IP 40

Optical system

bLINE - Opal diffuser

Wiring

Pre-wired with 1500 mm transparent
current supply cable included

960°C

Light source

LED, RG1, CRI>80, MacAdam Step ≤ 3

LED lifetime

80.000h @ L90, B10, Ta 25°C

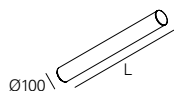
Control gear

LED driver 220-240V-50/60Hz included

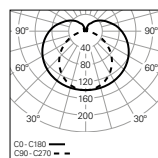
01. Select version



TALEA



bLINE - Opal diffuser



W	lm output	lm/W	Lmm	CODE*
19	2340	123	598	90438L220▼▲0♦00
27	3510	130	878	90438L230▼▲0♦00
35	4680	134	1158	90438L240▼▲0♦00
43	5850	136	1438	90438L250▼▲0♦00
54	7020	130	1718	90438L260▼▲0♦00
62	8190	132	1998	90438L270▼▲0♦00
70	9360	134	2278	90438L280▼▲0♦00
78	10530	135	2558	90438L290▼▲0♦00
86	11700	136	2838	90438L200▼▲0♦00

*Replace the symbols to complete the code

Module direction ▲
 LEFT L
 RIGHT R

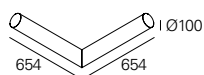
Control gear ▼
 HF E
 DALI H

Colour¹ ♠
 □ White W
 ■ Grey G
 ■ Black B

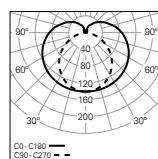
Emergency ●
 No EM 0
 EM 3h (K3)² 3

Colour temp. ♦
 3000K 3
 4000K 0

TALEA HRZ



bLINE - Opal diffuser



W	lm output	lm/W	CODE*
35	4680	134	90753▲220▼▲0♦00




TALEA

- For surface application add surface mounting kit. Please order separately.
- For suspended application add the suspension and ceiling rose. Please order separately.

¹ End cap colour.

² 3h emergency unit with self-test. Only available in HF versions.

02. Select options

OPTIONS	Code*
Surface mounting kit	
TALEA (x2)	926400
TALEA HRZ (x4)	926410
Suspension	
• For TALEA:	
S5 L1500 mm (x2)	910409
S5 L3000 mm (x2)	910412
S5 L6000 mm (x2)	910421
• For TALEA HRZ:	
S5 L1500 mm (x3)	910423
S5 L3000 mm (x3)	910424
S5 L6000 mm (x3)	910425
Current supply cable	
L3000 mm - 3 x 0,75 mm ²	940401
L3000 mm - 5 x 0,75 mm ²	940501
L6000 mm - 3 x 0,75 mm ²	940402
L6000 mm - 5 x 0,75 mm ²	940507
Round ceiling rose	
Surface mounted T24 D95 45 l  Ø95	978600▲
Recessed T5 D90  Ø70 33 l  Ø90	971300▲

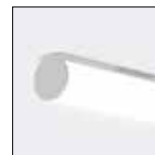


*Replace the symbols to complete the code


Colour ▲
 White W
 Black B




Product details




Ceiling surface application



Suspended application



Wall application



Talea HRZ



bLINE diffuser



Clip-in diffuser




Light uniformity



Surface mounting kit



Ceiling roses

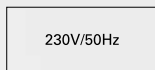


TALEA Line



Product characteristics

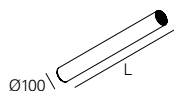
Body Extruded aluminium profile
End caps Injected polycarbonate
Finish Anodized in natural colour
Optical system bLINE - Opal diffuser
Wiring Pre-wired with 1500 mm transparent current supply cable included in the Start modules (SRT)
Light source LED, RG1, CRI>80, MacAdam Step ≤ 3
LED lifetime 80.000h @ L90, B10, Ta 25°C
Control gear LED driver 220-240V-50/60Hz included



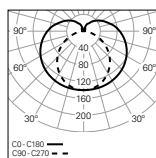
01. Select version



TALEA Line



bLINE - Opal diffuser



W	lm output	lm/W	Lmm	CODE*
19	2340	123	590	90439L220▼00♣♣
27	3510	130	870	90439L230▼00♣♣
35	4680	134	1150	90439L240▼00♣♣♣
43	5850	136	1430	90439L250▼00♣♣♣♣
54	7020	130	1710	90439L260▼00♣♣♣♣♣
62	8190	132	1990	90439L270▼00♣♣♣♣♣♣
70	9360	134	2270	90439L280▼00♣♣♣♣♣♣♣
78	10530	135	2550	90439L290▼00♣♣♣♣♣♣♣♣
86	11700	136	2830	90439L200▼00♣♣♣♣♣♣♣♣♣

*Replace the symbols to complete the code

Module direction ▲
LEFT L
RIGHT R

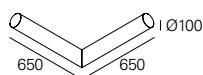
Control gear ▼
HF E
DALI H

Emergency ●
No EM 0
EM 3h (K3)¹ 3

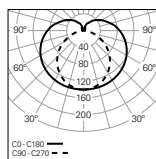
Colour temp. ◆
3000K 3
4000K 0

Module ♣
SRT 49
MID 00
END 50

TALEA HRZ



bLINE - Opal diffuser



W	lm output	lm/W	CODE*
35	4680	134	90754▲220▼00♣♣

AVAILABLE MODULES




Start module (SRT)
 Middle module (MID)
 End module (END)

TALEA Line

- For surface application add surface mounting kit. Please order separately.
- For suspended application add the suspension and ceiling rose. Please order separately.
- To complete the line add the start kit and body connector kit. Please order separately.
- Dimensions do not include start kit. To complete the line add 8 mm to the length.

¹ 3h emergency unit with self-test. Only available in HF versions.

02. Select options

OPTIONS	Code*
Start kit - End cap start/end	
White	922700
Grey	922701
Black	922702
• 2 end caps included.	
Body connector kit	
HF (x1)	931801
HF + K3 (x1)	931802
DALI (x1)	931800
• Body connector in injected polycarbonate.	
Surface mounting kit	
TALEA (x2)	926400
TALEA HRZ (x4)	926410
Suspension	
• For TALEA:	
S5 L1500 mm (x2)	910409
S5 L3000 mm (x2)	910412
S5 L6000 mm (x2)	910421
• For TALEA HRZ:	
S5 L1500 mm (x3)	910423
S5 L3000 mm (x3)	910424
S5 L6000 mm (x3)	910425
Current supply cable	
L3000 mm - 5 x 1,5 mm ²	940001
L6000 mm - 5 x 1,5 mm ²	940002
Round ceiling rose	
Surface mounted T24 D95  Ø95	978600♣
Recessed T5 D90  Ø70 33  Ø90	971300♣

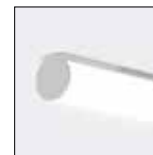


*Replace the symbols to complete the code


Colour 
 White W
 Black B



Product details



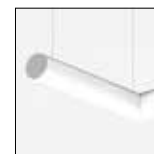
Ceiling surface application



Suspended application



Wall application



Talea HRZ



bLINE diffuser



Clip-in diffuser




Light uniformity



Surface mounting kit



Ceiling roses

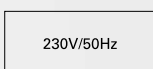


TALEA Glare /C



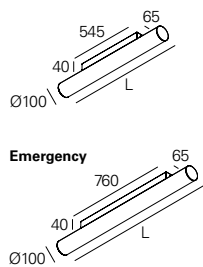
Product characteristics

Body Extruded aluminium profile
End caps Injected polycarbonate
Finish Anodized in natural colour
Optical system bLINE - Opal diffuser
Light source LED, RG1, CRI>80, MacAdam Step ≤3
LED lifetime 80.000h @ L90, B10, Ta 25°C
Control gear LED driver 220-240V-50/60Hz included

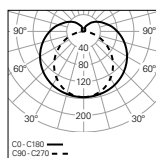


01. Select version

TALEA Glare /C



bLINE - Opal diffuser



UGR	W	lm output	lm/W	Lmm	CODE*
≤19	15	1802	120	878	90429L130▼▲♦00
≤19	19	2402	126	1158	90429L140▼▲♦♦00
≤19	23	3003	131	1438	90429L150▼▲♦♦00
≤19	27	3604	133	1718	90429L160▼▲♦♦00
≤19	32	4204	131	1998	90429L170▼▲♦♦00
≤19	35	4805	137	2278	90429L180▼▲♦♦00
≤19	41	5405	132	2558	90429L190▼▲♦♦00
≤19	43	6006	140	2838	90429L100▼▲♦♦00



*Replace the symbols to complete the code

Control gear ▼

HF	E
DALI	H

Colour¹ ▲

□ White	W
■ Grey	G
■ Black	B

Emergency ●

No EM	0
EM 3h (K3) ²	3


Colour temp. ♦

3000K	3
4000K	0

Product details



Ceiling surface application



Wall application



bLINE diffuser



Clip-in diffuser



Light uniformity

¹ End cap colour.

² 3h emergency unit with self-test. Only available in HF versions.





TALEA Glare



Product characteristics

Body
Extruded aluminium profile

End caps
Injected polycarbonate

Finish
Anodized in natural colour

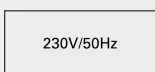
Optical system
bLINE - Opal diffuser

Wiring
Pre-wired with 1500 mm transparent
current supply cable included

Light source
LED, RG1, CRI>80, MacAdam Step ≤ 3

LED lifetime
80.000h @ L90, B10, Ta 25°C

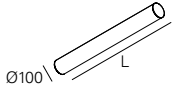
Control gear
Not included



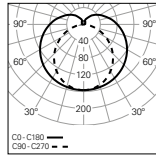
01. Select version



TALEA Glare



bLINE - Opal diffuser



UGR	W	lm output	lm/W	Lmm	CODE*
≤19	15	1802	120	878	90428L1300▲◆00
≤19	19	2402	126	1158	90428L1400▲◆◆00
≤19	23	3003	131	1438	90428L1500▲◆◆00
≤19	27	3604	133	1718	90428L1600▲◆◆00
≤19	32	4204	131	1998	90428L1700▲◆◆00
≤19	35	4805	137	2278	90428L1800▲◆◆00
≤19	41	5405	132	2558	90428L1900▲◆◆00
≤19	43	6006	140	2838	90428L1000▲◆◆00

*Replace the symbols to complete the code

Colour ¹	
□ White	W
■ Grey	G
■ Black	B

Emergency	
No EM	0
EM 3h (K3) ²	3


TALEA Glare

• To complete the product add the suspension and ceiling rose. Please order separately.

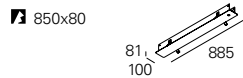
Colour temp.	
3000K	3
4000K	0

02. Select ceiling rose

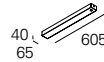
Recessed - No EM



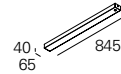
Recessed - EM 3h (K3)



Surface mounted - No EM



Surface mounted - EM 3h (K3)



HF

	CODE*
L878	978401▲
L1158	978402▲
L1438	978403▲
L1718	978404▲
L1998	978405▲
L2278	978406▲
L2558	978407▲
L2838	978408▲

HF + EM 3h (K3)

	CODE*
L1158	978432▲
L1438	978433▲
L1718	978434▲
L1998	978435▲
L2278	978436▲
L2558	978437▲
L2838	978438▲

HF

	CODE*
L878	978201▲
L1158	978202▲
L1438	978203▲
L1718	978204▲
L1998	978205▲
L2278	978206▲
L2558	978207▲
L2838	978208▲

HF + EM 3h (K3)

	CODE*
L1158	978232▲
L1438	978233▲
L1718	978234▲
L1998	978235▲
L2278	978236▲
L2558	978237▲
L2838	978238▲

DALI

	CODE*
L878	978501▲
L1158	978502▲
L1438	978503▲
L1718	978504▲
L1998	978505▲
L2278	978506▲
L2558	978507▲
L2838	978508▲

DALI + EM 3h (K3)

	CODE*
L1158	978532▲
L1438	978533▲
L1718	978534▲
L1998	978535▲
L2278	978536▲
L2558	978537▲
L2838	978538▲

DALI

	CODE*
L878	978301▲
L1158	978302▲
L1438	978303▲
L1718	978304▲
L1998	978305▲
L2278	978306▲
L2558	978307▲
L2838	978308▲

DALI + EM 3h (K3)

	CODE*
L1158	978332▲
L1438	978333▲
L1718	978334▲
L1998	978335▲
L2278	978336▲
L2558	978337▲
L2838	978338▲

CEILING ROSE

- Control gear included in the ceiling rose.
- The maximum distance between the ceiling rose and the product is 3000 mm.

¹ End cap colour.

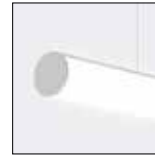
² Prepared for emergency remote control.

03. Select options

OPTIONS	Code
Suspension	
S5 L1500 mm (x2)	910409
S5 L3000 mm (x2)	910412
Current supply cable	
• HF/DALI	
L3000 mm - 2 x 0,75 mm ²	942801
• HF/DALI + EM 3h (K3)	
L3000 mm - 5 x 0,75 mm ²	940501



Product details



Suspended application




bLINE diffuser



Clip-in diffuser




Light uniformity



Ceiling roses





**Tubular
luminaires**

TTP



TTP 50
708



TTP 50 Line
712



TTP 70
716



TTP 70 Line
720




TTP 100
724

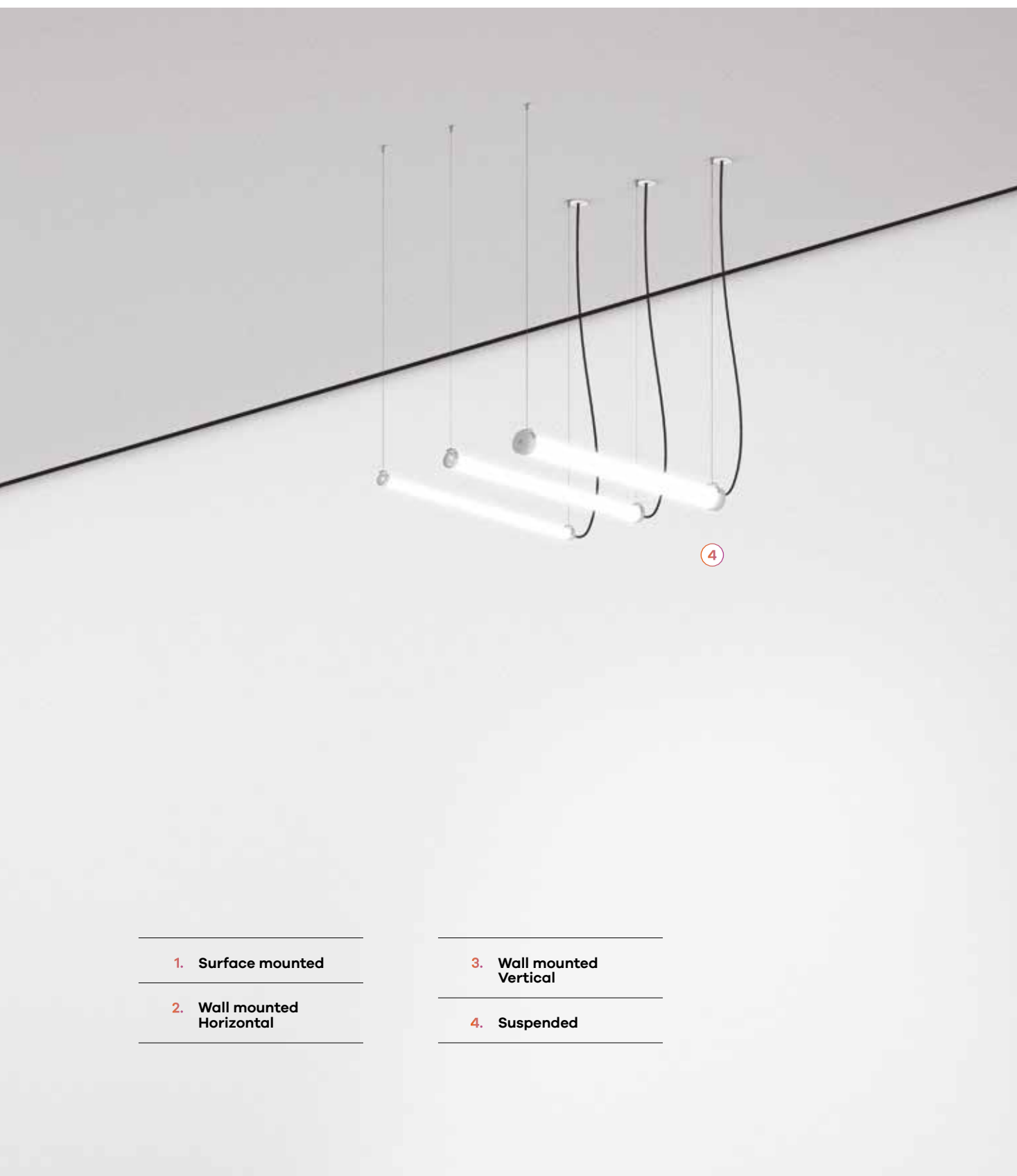


TTP 100 Line
728



Application types





1. Surface mounted

**2. Wall mounted
Horizontal**

**3. Wall mounted
Vertical**

4. Suspended

A versatile choice for your project



TTP 50
≈ Ø50 mm



TTP 70
≈ Ø70 mm



TTP 100
≈ Ø100 mm



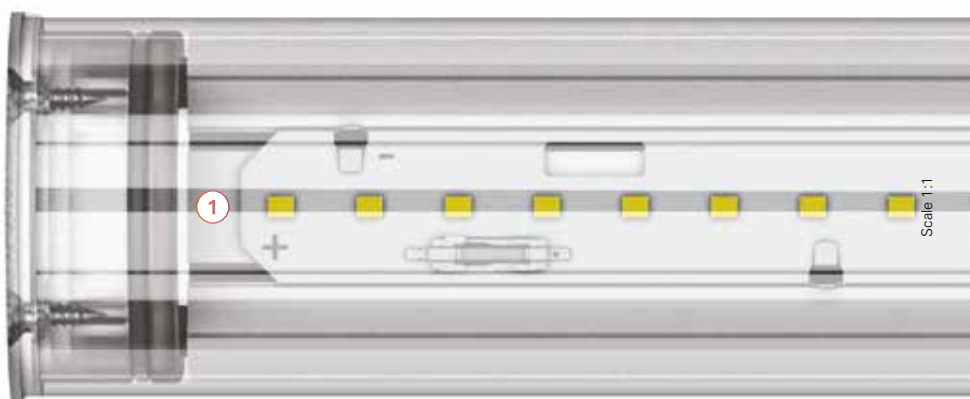
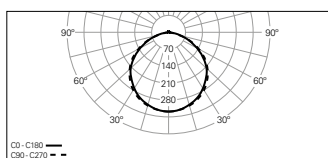
	TTP 50	TTP 50 Line	TTP 70	TTP 70 Line	TTP 100	TTP 100 Line
DIMENSIONS	≈ Ø50 mm	≈ Ø50 mm	≈ Ø70 mm	≈ Ø70 mm	≈ Ø100 mm	≈ Ø100 mm
≈650 mm	•	•	•	•	•	•
≈900 mm	•	•	•	•	•	•
≈1200 mm	•	•	•	•	•	•
≈1500 mm	•	•	•	•	•	•
Sensor						
≈750 mm	•		•		•	
≈830 mm		•		•		•
≈1040 mm	•		•		•	
≈1110 mm		•		•		•
≈1320 mm	•		•		•	
≈1390 mm		•		•		•
≈1600 mm	•		•		•	
≈1670 mm		•		•		•



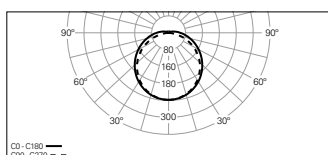
Optical system

TUBULAR
LUMINAIRES

1. TUP



2. TOP



Minimalism and technology

1. Standard version

Individual versions pre-wired with 1500 mm H07RN-F cable and plastic cable gland. Current supply cable not included for continuous line versions.

2. End caps

TTP 50 and TTP 70 are available with stainless steel or injected transparent polycarbonate end caps. TTP 100 is available with stainless steel or matt aluminium end caps.




3. Optional cable glands

- 3.1 Metal cable gland
- 3.2 Breathable metal cable gland

4. Clamps

- 4.1 PVC clamp
- 4.2 Stainless steel clamp with clip
- 4.3 Stainless steel clamp A1
- 4.4 Stainless steel clamp A2
- 4.5 Stainless steel clamp with fast lock

All the available clamps can be used for ceiling surface, suspended or wall mounted application.



5. Suspension and ceiling roses

Adjustable suspensions of 1500, 3000 or 6000 mm, compatible with all available clamps.

Recessed or surface mounted ceiling roses available in white or black colour.



- **LED**
SDCM MacAdam ≤ 3 , 3000K / 4000K colour temperature, CRI > 80 and 80.000h lifetime L90 B10.

• Tunable White

Tunable White versions available with a white light spectrum from 2700K to 6500K.



• TUP or TOP

High-tech optical system with transparent (TUP) or opal (TOP) version to provide smooth and uniform light with no visible spots.



• Emergency unit

3 hours emergency unit. Available in HF versions from 1180 mm length.

• Exempt of photobiological risk

Photobiological risk group 0 according to IEC 62471.

• Markings / Certifications





Discover the details

- **Continuous line flexibility**

Continuous line versions available for TTP 50, 70 and 100, allowing up to 35 luminaires per line.

Available in Start/Middle luminaires (SRT/MID) equipped with two cable glands and End luminaires (END) equipped with one cable gland.

- **Ingress protection**

Thanks to its IP68, the luminaires are fully protected against dust and prolonged low-pressure immersion effects. Luminaires with IK10, which guarantees protection against mechanical impacts of up to 20 joules.

- **Available in HO or LO versions**


All luminaires are available in a Low-Output (LO) version up to 163 lm/W and a High-Output (HO) version up to 142 lm/W.

- **Sensor**


Presence sensor available for individual or continuous line versions. In a continuous line, only the first luminaire includes a sensor, which communicates up to 16 luminaires per line.

Available modules

(Upper view)




Start / middle module (SRT/MID)




End module (END)

How to assemble a line


(Upper view)



Start / middle module (SRT/MID)



Start / middle module (SRT/MID)



End module (END)



Surface or wall mounted



Suspended



Sensor





Architects: KAAAN Architecten



TTP 50



Product characteristics

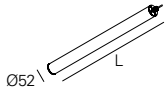
- Body**
Polycarbonate tube
- Finish**
White matte powder coated gear tray
- Fixing system**
Clamps not included
- Optical system**
TUP - Transparent diffuser
TOP - Opal diffuser
- Wiring**
1500 mm H07RN-F cable and plastic cable gland included
- Light source**
LED, RG0, CRI>80, MacAdam Step ≤3
- LED lifetime**
80.000h @ L90, B10, Ta 25°C
- Control gear**
LED driver 220-240V-50/60Hz included

	230V/50Hz		

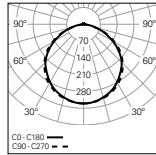
01. Select version



LOW OUTPUT

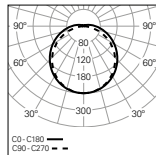


TUP - Transparent diffuser



W	lm output	lm/W	Lmm	CODE*
12	1868	156	620	90473L060▼▲0◆00
17	2802	165	900	90473L090▼▲0◆00
21	3735	178	1180	90473L120▼▲0◆00
26	4669	180	1460	90473L150▼▲0◆00

TOP - Opal diffuser



W	lm output	lm/W	Lmm	CODE*
12	1573	131	620	90472L060▼▲0◆00
17	2359	139	900	90472L090▼▲0◆00
21	3146	150	1180	90472L120▼▲0◆00
26	3932	151	1460	90472L150▼▲0◆00

*Replace the symbols to complete the code

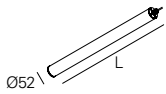
Control gear	
HF	E
DALI	H

End caps	
Polycarbonate ¹	0
Stainless steel ²	S

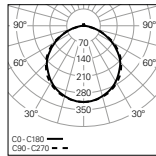
Emergency	
No EM	0
EM 3h (K3) ³	3

Colour temp.	
3000K	3
4000K	0
Tunable White ⁴	T

HIGH OUTPUT

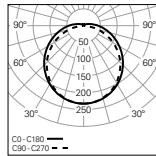


TUP - Transparent diffuser



W	lm output	lm/W	Lmm	CODE*
26	3982	153	620	90471L060▼▲0◆00
40	5973	149	900	90471L090▼▲0◆00
51	7964	156	1180	90471L120▼▲0◆00
63	9954	158	1460	90471L150▼▲0◆00

TOP - Opal diffuser



W	lm output	lm/W	Lmm	CODE*
26	3419	132	620	90470L060▼▲0◆00
40	5129	128	900	90470L090▼▲0◆00
51	6838	134	1180	90470L120▼▲0◆00
63	8548	136	1460	90470L150▼▲0◆00

LOW OUTPUT | HIGH OUTPUT

- To complete the product add the fixing system. Please order separately.
- For suspended version add the suspension and ceiling rose. Please order separately.
- The luminaire with sensor has 130 mm more than the standard length.









¹ Transparent injected polycarbonate end caps. The product is class II.

² Stainless steel end caps. The product is class I.

³ 3h emergency unit with self-test. Only available in HF versions.

⁴ Only available for the DALI without emergency unit versions (No EM).

02. Select options

OPTIONS		Code*
SwitchDIM Tunable White 926600		
• The SwitchDIM Tunable White allows the control of up to 20 luminaires.		
Fixing system		
PVC clamp D50 (x2)	 26 69 17	915001
Stainless steel clamp with clip D50 (x2)	 14 60 10	915003
Stainless steel clamp A1 D50 (x2)	 36 65 20	915303
Stainless steel clamp A2 D50 (x2)	 56 63 20	915305
Stainless steel clamp with fast lock D50 (x2)	 29 67 20	915304
Suspension		
S4 L1500 mm (x2)		910200
Ceiling rose ¹		
Surface mounted T24 D95	45  Ø95	978600▲
Recessed T5 D90	 Ø70 33  Ø90	971300▲
Cable gland for HF versions		
Metal M16 (x1)		925000
Breathable metal M16 (x1)		926700
Cable gland for DALI versions		
Metal M20 (x1)		925001
Breathable metal M20 (x1)		926701
Sensor		
• Under request.		
• Detection range: 100%. Hold time: 5s.		
Daylight Threshold: disabled. For other types of programming, consult the sensor's instructions manual.		
Sensor and emergency unit (3 hours)		
• Under request.		




*Replace the symbols to complete the code


Colour

<input type="checkbox"/> White	W
<input type="checkbox"/> Black	B



Product details





Architects: KAAN Architecten

TTP 50 Line



Product characteristics

Body

Polycarbonate tube

Finish

White matte powder coated gear tray

Fixing system

Clamps not included

Optical system

TUP - Transparent diffuser

TOP - Opal diffuser

Wiring

Plastic cable gland and through-wiring included

1500 mm H07RN-F cable not included

Light source

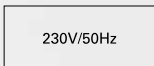
LED, RG0, CRI>80, MacAdam Step ≤ 3

LED lifetime

80.000h @ L90, B10, Ta 25°C

Control gear

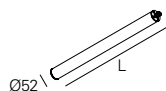
LED driver 220-240V-50/60Hz included



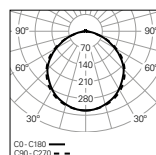
01. Select version



LOW OUTPUT

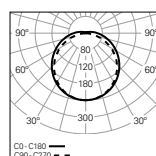


TUP - Transparent diffuser



W	lm output	lm/W	Lmm	CODE*
12	1868	156	620	90485L060▼▲0◆♣
17	2802	165	900	90485L090▼▲0◆♣
21	3735	178	1180	90485L120▼▲0◆♣
26	4669	180	1460	90485L150▼▲0◆♣

TOP - Opal diffuser



W	lm output	lm/W	Lmm	CODE*
12	1573	131	620	90484L060▼▲0◆♣
17	2359	139	900	90484L090▼▲0◆♣
21	3146	150	1180	90484L120▼▲0◆♣
26	3932	151	1460	90484L150▼▲0◆♣

*Replace the symbols to complete the code

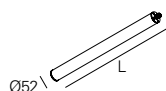
Control gear	
HF	E
DALI	H

End caps	
Polycarbonate ¹	0
Stainless steel ²	S

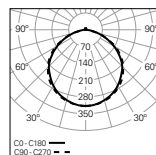
Colour temp.	
3000K	3
4000K	0
Tunable White ³	T

Module	
SRT/MID	58
END	50

HIGH OUTPUT

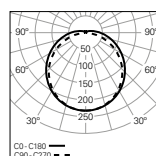


TUP - Transparent diffuser



W	lm output	lm/W	Lmm	CODE*
26	3982	153	620	90483L060▼▲0◆♣
40	5973	149	900	90483L090▼▲0◆♣
51	7964	156	1180	90483L120▼▲0◆♣
63	9954	158	1460	90483L150▼▲0◆♣

TOP - Opal diffuser



W	lm output	lm/W	Lmm	CODE*
26	3419	132	620	90482L060▼▲0◆♣
40	5129	128	900	90482L090▼▲0◆♣
51	6838	134	1180	90482L120▼▲0◆♣
63	8548	136	1460	90482L150▼▲0◆♣

AVAILABLE MODULES

Start / middle module (SRT/MID) End module (END)

LOW OUTPUT | HIGH OUTPUT




- To complete the product add the fixing system. Please order separately.
- For suspended version add the suspension and ceiling rose. Please order separately.
- The luminaire with sensor has 215 mm more than the standard length.
- The maximum number of High-Output luminaires that can be connected in line is 15. With sensor the maximum number is 9.
- The maximum number of Low-Output luminaires that can be connected in line is 35. With sensor the maximum number is 16.

¹ Transparent injected polycarbonate end caps. The product is class II.

² Stainless steel end caps. The product is class I.

³ Only available in dimmable DALI versions. For lengths L620 and L900 mm, Tunable White can only be applied for End line (END) versions.

02. Select options

OPTIONS	Code*
SwitchDIM Tunable White 926600	
• The SwitchDIM Tunable White allows the control of up to 20 luminaires.	
Fixing system	
PVC clamp D50 (x2)	26 169 17 915001
Stainless steel clamp with clip D50 (x2)	14 60 10 915003
Stainless steel clamp A1 D50 (x2)	36 65 20 915303
Stainless steel clamp A2 D50 (x2)	56 63 20 915305
Stainless steel clamp with fast lock D50 (x2)	29 67 20 915304
Suspension	
S4 L1500 mm (x2)	910200
S4 L3000 mm (x2)	910204
S4 L6000 mm (x2)	910208
Ceiling rose ¹	
Surface mounted T24 D95 45  Ø95	978600♣
Recessed T5 D90  Ø70 33  Ø90	971300♣
Cable gland for HF versions	
• For all start/middle modules (SRT/MID):	
Metal M16 (x2)	925010
Breathable metal M16 (x2)	926710
• For all end modules (END):	
Metal M16 (x1)	925000
Breathable metal M16 (x1)	926700
Cable gland for DALI versions	
• For all start/middle modules (SRT/MID):	
Metal M20 (x2)	925011
Breathable metal M20 (x2)	926711
• For all end modules (END):	
Metal M20 (x1)	925001
Breathable metal M20 (x1)	926701
Sensor	
• Under request.	
• Detection range: 100%. Hold time: 5s. Daylight Threshold: disabled. For other types of programming, consult the sensor's instructions manual.	



*Replace the symbols to complete the code

Colour

<input type="checkbox"/> White	W
<input checked="" type="checkbox"/> Black	B



Product details





TTP 70



Product characteristics

Body

Polycarbonate tube

Finish

White matte powder coated
gear tray

Fixing system

Clamps not included

Optical system

TUP - Transparent diffuser
TOP - Opal diffuser

Wiring

1500 mm H07RN-F cable
and plastic cable gland included

Light source


LED, RG0, CRI>80, MacAdam Step ≤ 3

LED lifetime

80.000h @ L90, B10, Ta 25°C

Control gear

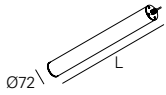
LED driver 220-240V-50/60Hz included



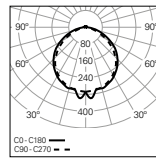
01. Select version



LOW OUTPUT

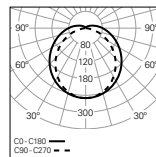


TUP - Transparent diffuser



W	lm output	lm/W	Lmm	CODE*
12	1789	149	620	90477L060▼▲0◆00
17	2684	158	900	90477L090▼▲0◆00
21	3578	170	1180	90477L120▼▲0◆00
26	4473	172	1460	90477L150▼▲0◆00

TOP - Opal diffuser



W	lm output	lm/W	Lmm	CODE*
12	1691	141	620	90476L060▼▲0◆00
17	2536	149	900	90476L090▼▲0◆00
21	3382	161	1180	90476L120▼▲0◆00
26	4227	163	1460	90476L150▼▲0◆00

*Replace the symbols to complete the code

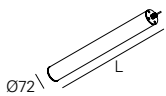
Control gear	
HF	E
DALI	H

End caps	
Polycarbonate ¹	0
Stainless steel ²	S

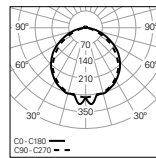
Emergency	
No EM	0
EM 3h (K3) ³	3

Colour temp.	
3000K	3
4000K	0
Tunable White ⁴	T

HIGH OUTPUT

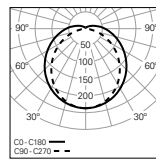


TUP - Transparent diffuser



W	lm output	lm/W	Lmm	CODE*
26	3765	145	620	90475L060▼▲0◆00
40	5648	141	900	90475L090▼▲0◆00
51	7531	148	1180	90475L120▼▲0◆00
63	9413	149	1460	90475L150▼▲0◆00

TOP - Opal diffuser



W	lm output	lm/W	Lmm	CODE*
26	3506	135	620	90474L060▼▲0◆00
40	5259	131	900	90474L090▼▲0◆00
51	7011	137	1180	90474L120▼▲0◆00
63	8764	139	1460	90474L150▼▲0◆00

LOW OUTPUT | HIGH OUTPUT

- To complete the product add the fixing system. Please order separately.
- For suspended version add the suspension and ceiling rose. Please order separately.
- The luminaire with sensor has 130 mm more than the standard length.

¹ Transparent injected polycarbonate end caps. The product is class II.

² Stainless steel end caps. The product is class I.

³ 3h emergency unit with self-test. Only available in HF versions.

⁴ Only available for the DALI without emergency unit versions (No EM).

02. Select options

OPTIONS	Code*
SwitchDIM Tunable White	926600
• The SwitchDIM Tunable White allows the control of up to 20 luminaires.	
Fixing system	
Stainless steel clamp A1 D70 (x2)	915403
Stainless steel clamp A2 D70 (x2)	915405
Stainless steel clamp with fast lock D70 (x2)	915404
Suspension	
S4 L1500 mm (x2)	910200
Ceiling rose ¹	
Surface mounted T24 D95	978600
Recessed T5 D90	971300
Cable gland for HF versions	
Metal M16 (x1)	925000
Breathable metal M16 (x1)	926700
Cable gland for DALI versions	
Metal M20 (x1)	925001
Breathable metal M20 (x1)	926701
Sensor	
• Under request.	
• Detection range: 100%. Hold time: 5s. Daylight Threshold: disabled. For other types of programming, consult the sensor's instructions manual.	
Sensor and emergency unit (3 hours)	
• Under request.	



*Replace the symbols to complete the code


Colour

<input type="checkbox"/> White	W
<input type="checkbox"/> Black	B



Product details





TTP 70 Line



Product characteristics

Body

Polycarbonate tube

Finish

White matte powder coated gear tray

Fixing system

Clamps not included

Optical system

TUP - Transparent diffuser

TOP - Opal diffuser

Wiring

Plastic cable gland and through-wiring included

1500 mm H07RN-F cable not included

Light source

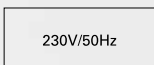
LED, RG0, CRI>80, MacAdam Step ≤3

LED lifetime

80.000h @ L90, B10, Ta 25°C

Control gear

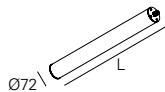
LED driver 220-240V-50/60Hz included



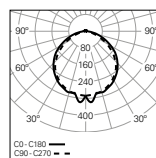
01. Select version



LOW OUTPUT

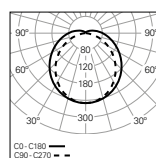


TUP - Transparent diffuser



W	lm output	lm/W	Lmm	CODE*
12	1789	149	620	90489L060▼▲0♣♣
17	2684	158	900	90489L090▼▲0♣♣
21	3578	170	1180	90489L120▼▲0♣♣
26	4473	172	1460	90489L150▼▲0♣♣

TOP - Opal diffuser



W	lm output	lm/W	Lmm	CODE*
12	1691	141	620	90488L060▼▲0♣♣
17	2536	149	900	90488L090▼▲0♣♣
21	3382	161	1180	90488L120▼▲0♣♣
26	4227	163	1460	90488L150▼▲0♣♣

*Replace the symbols to complete the code

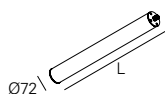
Control gear	
HF	E
DALI	H

End caps	
Polycarbonate ¹	0
Stainless steel ²	S

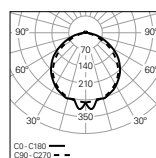
Colour temp.	
3000K	3
4000K	0
Tunable White ³	T

Module	
SRT/MID	58
END	50

HIGH OUTPUT

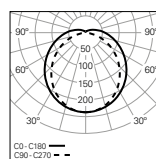


TUP - Transparent diffuser



W	lm output	lm/W	Lmm	CODE*
26	3765	145	620	90487L060▼▲0♣♣
40	5648	141	900	90487L090▼▲0♣♣
51	7531	148	1180	90487L120▼▲0♣♣
63	9413	149	1460	90487L150▼▲0♣♣

TOP - Opal diffuser



W	lm output	lm/W	Lmm	CODE*
26	3506	135	620	90486L060▼▲0♣♣
40	5259	131	900	90486L090▼▲0♣♣
51	7011	137	1180	90486L120▼▲0♣♣
63	8764	139	1460	90486L150▼▲0♣♣

AVAILABLE MODULES



LOW OUTPUT | HIGH OUTPUT




- To complete the product add the fixing system. Please order separately.
- For suspended version add the suspension and ceiling rose. Please order separately.
- The luminaire with sensor has 215 mm more than the standard length.
- The maximum number of High-Output luminaires that can be connected in line is 15. With sensor the maximum number is 9.
- The maximum number of Low-Output luminaires that can be connected in line is 35. With sensor the maximum number is 16.

¹ Transparent injected polycarbonate end caps. The product is class II.

² Stainless steel end caps. The product is class I.

³ Only available in dimmable DALI versions. For lengths L620 and L900 mm, Tunable White can only be applied for End line (END) versions.

02. Select options

OPTIONS	Code*
SwitchDIM Tunable White 926600	
• The SwitchDIM Tunable White allows the control of up to 20 luminaires.	
Fixing system	
Stainless steel clamp A1 D70 (x2)	36 185 20 915403
Stainless steel clamp A2 D70 (x2)	63 83 20 915405
Stainless steel clamp with fast lock D70 (x2)	37 86 20 915404
Suspension	
S4 L1500 mm (x2)	910200
S4 L3000 mm (x2)	910204
S4 L6000 mm (x2)	910208
Ceiling rose ¹	
Surface mounted T24 D95 45  Ø95	978600▲
Recessed T5 D90  Ø70 33  Ø90	971300▲
Cable gland for HF versions	
• For all start/middle modules (SRT/MID):	
Metal M16 (x2)	925010
Breathable metal M16 (x2)	926710
• For all end modules (END):	
Metal M16 (x1)	925000
Breathable metal M16 (x1)	926700
Cable gland for DALI versions	
• For all start/middle modules (SRT/MID):	
Metal M20 (x2)	925011
Breathable metal M20 (x2)	926711
• For all end modules (END):	
Metal M20 (x1)	925001
Breathable metal M20 (x1)	926701
Sensor	
• Under request.	
• Detection range: 100%. Hold time: 5s.	
Daylight Threshold: disabled. For other types of programming, consult the sensor's instructions manual.	





*Replace the symbols to complete the code

Colour ▲
 White W
 Black B



Product details





TTP 100



Product characteristics

Body

Polycarbonate tube

Finish

White matte powder coated
gear tray

Fixing system

Clamps not included

Optical system

TUP - Transparent diffuser
TOP - Opal diffuser

Wiring

1500 mm H07RN-F cable
and plastic cable gland included

Light source


LED, RG0, CRI>80, MacAdam Step ≤ 3

LED lifetime

80.000h @ L90, B10, Ta 25°C

Control gear

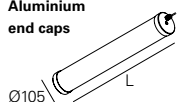
LED driver 220-240V-50/60Hz included



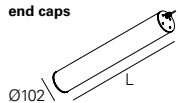
01. Select version

TTP 100

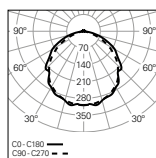
Aluminium end caps



Stainless steel end caps

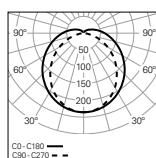


TUP - Transparent diffuser



W	lm output	lm/W	Lmm	CODE*
23	3578	156	660	90481L060▼▲0◆00
33	5367	163	940	90481L090▼▲0◆00
45	7156	159	1220	90481L120▼▲0◆00
76	12556	165	1500	90496L150▼▲0◆00
95	15435	162	1500	90479L150▼▲0◆00

TOP - Opal diffuser



W	lm output	lm/W	Lmm	CODE*
23	3264	142	660	90480L060▼▲0◆00
33	4895	148	940	90480L090▼▲0◆00
45	6527	145	1220	90480L120▼▲0◆00
76	11388	150	1500	90495L150▼▲0◆00
95	13681	144	1500	90478L150▼▲0◆00

TTP 100

- To complete the product add the fixing system. Please order separately.
- For suspended version add the suspension and ceiling rose. Please order separately.
- The luminaire with sensor has 105 mm more than the standard length.



*Replace the symbols to complete the code

Control gear	
HF	E
DALI	H

End caps	
Aluminium	0
Stainless steel	S







Emergency	
No EM	0
EM 3h (K3) ¹	3

Colour temp.	
3000K	3
4000K	0
Tunable White ²	T

¹ 3h emergency unit with self-test. Only available in HF versions. Not available in the 95W version.

² Only available for the DALI without emergency unit versions (No EM).

02. Select options

OPTIONS	Code*
SwitchDIM Tunable White • The SwitchDIM Tunable White allows the control of up to 20 luminaires. • For the L1500 mm version it only allows the control of up to 10 luminaires.	926600
Fixing system Stainless steel clamp A1 D100 (x2)	46  915503
Stainless steel clamp A2 D100 (x2)	72  915505
Stainless steel clamp with fast lock D100 (x2)	52  915504
Suspension S4 L1500 mm (x2)	910200
Ceiling rose ¹ Surface mounted T24 D95	45  Ø95 978600♣
Recessed T5 D90	 Ø70 33  Ø90 971300♣
Cable gland for HF versions Metal M16 (x1)	925000
Breathable metal M16 (x1)	926700
Cable gland for DALI versions Metal M20 (x1)	925001
Breathable metal M20 (x1)	926701
Sensor • Under request. • Detection range: 100%. Hold time: 5s. Daylight Threshold: disabled. For other types of programming, consult the sensor's instructions manual.	
Sensor and emergency unit (3 hours) • Under request.	




*Replace the symbols to complete the code

Colour ♣
 White W
 Black B



Product details





TUBULAR
LUMINAIRES

TTP 100 Line



Product characteristics

Body

Polycarbonate tube

Finish

White matte powder coated gear tray

Fixing system

Clamps not included

Optical system

TUP - Transparent diffuser

TOP - Opal diffuser

Wiring

Plastic cable gland and internal

through-wiring included

1500 mm H07RN-F cable not
included

Light source

LED, RG0, CRI>80, MacAdam Step ≤ 3

LED lifetime

80.000h @ L90, B10, Ta 25°C

Control gear

LED driver 220-240V-50/60Hz included



230V/50Hz



IP 68
I.Z.M.

IK 10

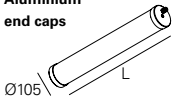
960°C

01. Select version

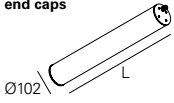


TTP 100 Line

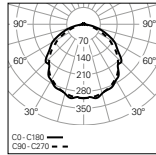
Aluminium end caps



Stainless steel end caps

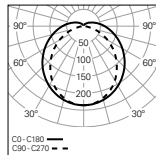


TUP - Transparent diffuser



W	lm output	lm/W	Lmm	CODE*
23	3578	156	660	90493L060▼▲0♣♣
33	5367	163	940	90493L090▼▲0♣♣
45	7156	159	1220	90493L120▼▲0♣♣
76	12556	165	1500	90514L150▼▲0♣♣
95	15435	162	1500	90491L150▼▲0♣♣

TOP - Opal diffuser



W	lm output	lm/W	Lmm	CODE*
23	3264	142	660	90492L060▼▲0♣♣
33	4895	148	940	90492L090▼▲0♣♣
45	6527	145	1220	90492L120▼▲0♣♣
76	11388	150	1500	90513L150▼▲0♣♣
95	13681	144	1500	90490L150▼▲0♣♣

*Replace the symbols to complete the code

Control gear ▼
 HF E
 DALI H

End caps ♣
 Aluminium 0
 Stainless steel S

Colour temp. ♦
 3000K 3
 4000K 0
 Tunable White¹ T

Module ♣
 SRT/MID 58
 END 50

AVAILABLE MODULES




Start / middle module (SRT/MID) End module (END)

TTP 100 Line

- To complete the product add the fixing system. Please order separately.
- For suspended version add the suspension and ceiling rose. Please order separately.
- The luminaire with sensor has 170 mm more than the standard length.
- The maximum number of luminaires that can be connected in line is 31. With sensor the maximum number is 8.
- The maximum number of luminaires that can be connected in line for version (L1500 mm - 95 W) is 15. With sensor the maximum number is 4.

¹ Only available in dimmable DALI versions. For lengths L660 and L940 mm, Tunable White can only be applied for End line (END) versions.

02. Select options

OPTIONS	Code*
SwitchDIM Tunable White 926600	
<ul style="list-style-type: none"> • The SwitchDIM Tunable White allows the control of up to 20 luminaires. • For the L1500 mm version it only allows the control of up to 10 luminaires. 	
Fixing system	
Stainless steel clamp A1 D100 (x2)	46 115 20 915503
Stainless steel clamp A2 D100 (x2)	72 113 20 915505
Stainless steel clamp with fast lock D100 (x2)	52 115 20 915504
Suspension	
S4 L1500 mm (x2)	910200
S4 L3000 mm (x2)	910204
S4 L6000 mm (x2)	910208
Ceiling rose ¹	
Surface mounted T24 D95 45  Ø95	978600▲
Recessed T5 D90  Ø70 33  Ø90	971300▲
Cable gland for HF versions	
• For all start/middle modules (SRT/MID):	
Metal M16 (x2)	925010
Breathable metal M16 (x2)	926710
• For all end modules (END):	
Metal M16 (x1)	925000
Breathable metal M16 (x1)	926700
Cable gland for DALI versions	
• For all start/middle modules (SRT/MID):	
Metal M20 (x2)	925011
Breathable metal M20 (x2)	926711
• For all end modules (END):	
Metal M20 (x1)	925001
Breathable metal M20 (x1)	926701



*Replace the symbols to complete the code

Colour ▲
 White W
 Black B



Product details



Ceiling surface application



Suspended application



Wall application



Opal diffuser



Transparent diffuser



Aluminium end caps



Stainless steel end caps



Stainless steel clamp A1 D100



Stainless steel clamp A2 D100



Stainless steel clamp with fast lock D100



Ceiling roses



Plastic cable gland




Metal cable gland



Breathable metal cable gland






Tubular
luminaires

TTP 50 360



TTP 50 360 HRZ
734



TTP 50 360 VRT
738



TUBULAR
LUMINAIRES

TTP 50 360 HRZ



Product characteristics

Body

Polycarbonate tube

Finish

Powder coated aluminium
end caps

Optical system

TOP - Opal diffuser

Light source

LED, RG0, CRI>80, MacAdam Step ≤ 3

LED lifetime

70.000h @ L80, B10, Ta 25°C

Control gear

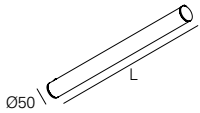
Not included



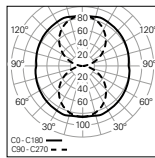
01. Select version



TTP 50 360 HRZ



TOP - Opal diffuser



W	lm output	lm/W	Lmm	CODE*
10	912	91	572	90677L0600♣0♦00
18	1685	94	972	90677L0900♣0♦00
23	2275	99	1272	90677L1200♣0♦00
29	2916	101	1572	90677L1500♣0♦00

*Replace the symbols to complete the code

Colour	♣
□ White	W
■ Grey	G
■ Black	B


Colour temp.	♦
3000K	3
4000K	0

TTP 50 360 HRZ

• To complete the product add the suspension, current supply cable and ceiling rose. Please order separately.

02. Select ceiling rose

Recessed - T31 D90



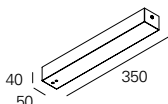
HF

L572, L972, L1272, L1572 **CODE***
972750♣

DALI

L572, L972, L1272, L1572 **CODE***
972752♣

Surface mounted - T36 L350W50



HF

L572, L972, L1272, L1572 **CODE***
972770♣

DALI

L572, L972, L1272, L1572 **CODE***
972772♣

CEILING ROSE

- Control gear included in the ceiling rose.

03. Select options

OPTIONS Code

Suspension

- For recessed ceiling rose T31 D90:

S4 L1500 mm (x2) **910200**
S4 L3000 mm (x2) **910204**
S4 L6000 mm (x2) **910208**

- For surface ceiling rose T36 L350W50:

S13 L1500 mm (x2) **913200**
S13 L3000 mm (x2) **913201**
S13 L6000 mm (x2) **913202**

Transparent current supply cable

L1500 mm - 2 x 0,75 mm² **942800**
L3000 mm - 2 x 0,75 mm² **942801**
L6000 mm - 2 x 0,75 mm² **942802**



*Replace the symbols to complete the code


Colour ♣
 White W
 Black B



Product details



Suspension



Ceiling roses



TTP 50 360 VRT



Product characteristics

Body

Polycarbonate tube

Finish

Powder coated aluminium
end caps

Optical system

Polycarbonate

Light source

LED, RG0, CRI>80, MacAdam Step ≤ 3

LED lifetime

70.000h @ L80, B10, Ta 25°C

Control gear

Not included

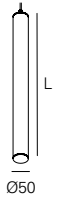


01. Select version

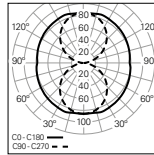


TTP 50 360 VRT

***Replace the symbols to complete the code**



TOP - Opal diffuser



W	lm output	lm/W	Lmm	CODE*
10	912	91	570	90555L0600▲0◆00
18	1685	94	970	90555L0900▲0◆00
23	2275	99	1270	90555L1200▲0◆00
29	2916	101	1570	90555L1500▲0◆00
34	3370	99	1870	90555L1800▲0◆00
37	3744	101	2070	90555L2000▲0◆00

Colour	▲
□ White	W
■ Grey	G
■ Black	B


Colour temp.	◆
3000K	3
4000K	0

TTP 50 360 VRT

• To complete the product add the suspension, current supply cable and ceiling rose. Please order separately.

02. Select ceiling rose

Recessed - T31 D90



Ø70

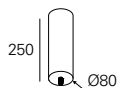
HF

	CODE*
L572, L972, L1272, L1572	972750♣
L1872, L2072	972751♣

DALI

	CODE*
L572, L972, L1272, L1572	972752♣
L1872, L2072	972753♣

Surface mounted - T32 D80



HF

	CODE*
L572, L972, L1272, L1572	972760♣
L1872, L2072	972761♣

DALI

	CODE*
L572, L972, L1272, L1572	972762♣
L1872, L2072	972763♣

CEILING ROSE

- Control gear included in the ceiling rose.

03. Select options

OPTIONS

Code

Transparent current supply cable

L1500 mm - 2 x 0,75 mm ²	942800
L3000 mm - 2 x 0,75 mm ²	942801
L6000 mm - 2 x 0,75 mm ²	942802

Bespoke projects

- Under request.



*Replace the symbols to complete the code

Colour


<input type="checkbox"/> White	W
<input type="checkbox"/> Black	B



Product details



Ceiling roses





**Tubular
luminaires**

TTP 70 COLOUR










TTP 70 Colour
746




Define your colour

TUBULAR
LUMINAIRES





TTP 70 Colour



Product characteristics

Body
Polycarbonate tube and injected polycarbonate end caps

Finish
White matte powder coated gear tray

Fixing system
Clamps not included

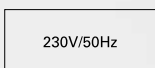
Optical system
TOP - Opal diffuser

Wiring
L1500 mm H07RN-F cable and plastic cable gland included

Light source
LED, RG0, CRI>80, MacAdam Step ≤ 3

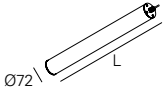
LED lifetime
80.000h @ L90, B10, Ta 25°C

Control gear
LED driver 220-240V-50/60Hz included

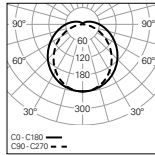


01. Select version

TTP 70 Colour



TOP - Opal diffuser



W	lm output	lm/W	Lmm	CODE*
12	1691	141	620	90551L060▼▲◆0◆00
17	2536	149	900	90551L090▼▲◆0◆00
21	3382	161	1180	90551L120▼▲◆0◆00
26	4227	163	1460	90551L150▼▲◆0◆00

TTP 70 Colour

- To complete the product add the fixing system. Please order separately.
- For suspended application add the suspension and ceiling rose. Please order separately.



*Replace the symbols to complete the code

Control gear	
HF	E
DALI ¹	H

Colour ²	
Transparent	0
Black	B
Purple	X
Red	K
Orange	Y
Yellow	T
Green	V
Blue	U

Emergency	
No EM	0
EM 3h (K3) ³	3

Colour temp.	
3000K	3
4000K	0

02. Select options

OPTIONS Code

Fixing system		Code
Stainless steel clamp A1 D70 (x2)	36 185 20	915403

Suspension		Code
S4 L3000 mm (x2)		910204
S4 L6000 mm (x2)		910208

Transparent current supply cable		Code
L3000 mm - 3 x 0,75 mm ²		940401
L3000 mm - 5 x 0,75 mm ²		940501
L6000 mm - 3 x 0,75 mm ²		940402
L6000 mm - 5 x 0,75 mm ²		940507

Round ceiling rose		Code
Surface T24 D95	45 Ø95	978600▲
Recessed T5 D90	Ø70 33 Ø90	971300▲

IP44

- Under request.

¹ In the DALI versions, the luminaire is equipped with a metal cable gland and transparent 5 x 1,5 mm² cable.


² End cap colour.

³ 3h emergency unit with self-test. Only available in HF versions.

Chapter
06

WATERPROOF LUMINAIRES





Waterproof
luminaires

DORIS



DORIS
752



DORIS



Product characteristics

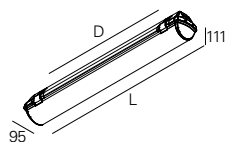
-
- Body**
Polycarbonate and polyurethane foam gasket
- Finish**
White powder coated gear tray
- Fixing system**
Stainless steel fixing brackets and clips
- Optical system**
PC0 - Opal polycarbonate diffuser
- Light source**
4000K LED, RG1, CRI>80, MacAdam Step ≤3
- LED lifetime**
50.000h @ L90, B10, Ta 25°C
- Control gear**
LED driver 220-240V-50/60Hz included
-

		HACCP
230V/50Hz		IP 66
IK 10	850°C	

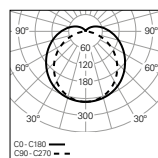
01. Select version



DORIS



PC0 - Opal polycarbonate diffuser



W	lm output	lm/W	Lmm	Dmm	CODE*
14	1960	140	662	350	90617L060♥0●000
27	3870	143	1272	700	90617L120♥0●000
38	5570	147	1272	700	90617L122♥0●000
33	4820	146	1572	940	90617L150♥0●000
45	6890	153	1572	940	90617L152♥0●000

*Replace the symbols to complete the code

Control gear	
HF	E
DALI	H

Emergency	
No EM	0
EM 3h (K3) ¹	3

Product details



Stainless steel clips



Stainless steel fixing brackets for surface installation



Stainless steel fixing brackets for suspended installation



Body prepared for Loop In /Loop Out



Opal polycarbonate diffuser

¹ Prepared for emergency remote control.

HIGH BAY AND SPORTS HALL





High bay and
Sports hall

CAB



CAB
758



CAB



Product characteristics

Body

Steel sheet

Frame

Aluminium

Finish

White matte powder coated

Wiring

Pre-wired with 1000 mm long
H05VV-F cable

Optical system

Narrow - narrow beam angle
Medium - medium beam angle
Wide - wide beam angle

Light source

4000K LED, RG1, CRI>80, MacAdam Step ≤ 3

LED lifetime

80.000h @ L80, B10, Ta 25°C

Control gear

LED driver 220-240V-50/60Hz included



230V/50Hz



IP 65

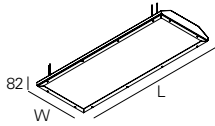
IK 09

960°C

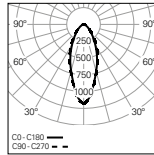
01. Select version



CAB

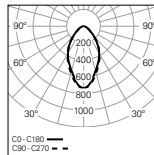


NARROW - narrow beam angle



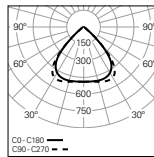
W	lm output	lm/W	LxWmm	CODE*
68	11206	165	676x365	90849L063▼W●000
136	22411	165	1250x365	90849L123▼W●000
182	29882	164	1250x470	90849L124▼W●000

MEDIUM - medium beam angle



W	lm output	lm/W	LxWmm	CODE*
68	11206	165	676x365	90850L063▼W●000
136	22411	165	1250x365	90850L123▼W●000
182	29882	164	1250x470	90850L124▼W●000

WIDE - wide beam angle



W	lm output	lm/W	LxWmm	CODE*
68	11327	167	676x365	90851L063▼W●000
136	22655	167	1250x365	90851L123▼W●000
182	30206	166	1250x470	90851L124▼W●000

*Replace the symbols to complete the code

Control gear

HF	E
DALI	H

Emergency

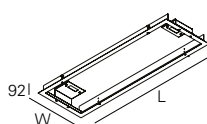
No EM	0
EM 3h (K3) ¹	3

CAB

• To complete the product add the fixing system. Please order separately.

¹ Prepared for emergency remote control.

02. Select options

OPTIONS	Code
Connector kit	
Kit 3-pole IP68 connector	966300
Kit 5-pole IP68 connector	966400
Surface mounting kit	
Fixing brackets and screws included (x2)	925701
Ceiling adjustable mounting kit	
Fixing brackets and screws included (x2)	925700
Suspension	
Pigtail bracket kit (x4)	911200
Anchor bracket kit (x4)	911202
Wire bracket kit (x2)	911203
Recessed mounting kit	
676x365 mm	925702
1250x365 mm	925703
1250x470 mm	925704
<ul style="list-style-type: none"> <input type="checkbox"/> 725x412 <input type="checkbox"/> 1300x412 <input type="checkbox"/> 1300x518 	
Steel safety cable	
L1500 mm	955000
Light and presence sensor	
• Under request.	
Low Output version	
• Under request.	



Product details



Surface mounting kit



Ceiling adjustable mounting kit



Suspensions



Recessed mounting kit



VANDAL RESISTANT LUMINAIRES





**Vandal resistant
luminaires**

ZLP



ZLP /E
766



ZLP
768



ZLP /C
772



ZLP /W
774



ZLP /E



Product characteristics

Body

Steel sheet

Finish

White matte powder coated

Fixing system

M5 threaded rod not included

Optical system

DOZ - Opal diffuser

Light source

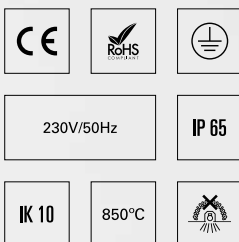
LED, RG1, CRI>80, MacAdam Step ≤3

LED lifetime

72.000h @ L80, B10, Ta 25°C

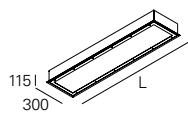
Control gear

LED driver 220-240V-50/60Hz included

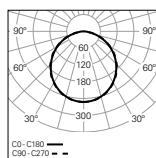


01. Select version

ZLP / E



DOZ - Opal diffuser



W	lm output	lm/W	Lmm	□	CODE*
38	4561	120	1225	1200x275	906J2222J♥4♠00
47	5701	121	1525	1500x275	906J2272J♥4♠00



*Replace the symbols to complete the code

Control gear	▼
HF	F
DALI	E

Version	♣
No EM	0
EM 3h (K3) ¹	3
Sensor	4
Night Light	N

Colour temp.	♦
3000K	3
4000K	0

02. Select options

OPTIONS Code

Vandal proof security screwdriver tool 926000



Product details



Vandal proof security screwdriver tool



Vandal proof screw



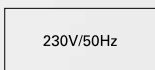
Developed to withstand extreme physical impacts up to 170 Joules (IK17)

¹ Prepared for emergency remote control.



Product characteristics

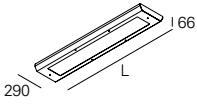
Body Steel sheet
Finish White matte powder coated
Fixing system M5 threaded rod not included
Optical system DOZ - Opal diffuser
Light source LED, RG1, CRI>80, MacAdam Step ≤3
LED lifetime 72.000h @ L80, B10, Ta 25°C
Control gear LED driver 220-240V-50/60Hz included



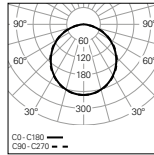
01. Select version



ZLP



DOZ - Opal diffuser



W	lm output	lm/W	Lmm	CODE*
38	4561	120	1350	906H2222J♥4♣00
47	5701	121	1650	906H2272J♥4♣00

*Replace the symbols to complete the code

Control gear	
HF	F
DALI	E

Version	
No EM	0
EM 3h (K3) ¹	3
Sensor	4
Night Light	N

Colour temp.	
3000K	3
4000K	0

02. Select options

Product details

OPTIONS	Code
Vandal proof security screwdriver tool	926000



Vandal proof security screwdriver tool




Vandal proof screw




Developed to withstand extreme physical impacts up to 170 Joules (IK17)

¹ Prepared for emergency remote control.





ZLP /C



Product characteristics

Body

Steel sheet



Finish

White matte powder coated

230V/50Hz

Fixing system

M5 threaded rod not included



Optical system

DOZ - Opal diffuser

Light source

LED, RG1, CRI>80, MacAdam Step ≤ 3



LED lifetime

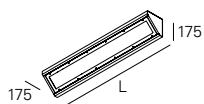
72.000h @ L80, B10, Ta 25°C

Control gear

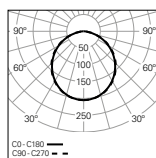
LED driver 220-240V-50/60Hz included

01. Select version

ZLP / C



DOZ - Opal diffuser



W	lm output	lm/W	Lmm	CODE*
38	3662	96	1215	906I2222J♥4♣♦00
47	4577	97	1515	906I2272J♥4♣♦00



*Replace the symbols to complete the code

Control gear	
HF	F
DALI	E

Version	
No EM	0
EM 3h (K3) ¹	3
Sensor	4
Night Light	N

Colour temp.	
3000K	3
4000K	0

02. Select options

OPTIONS	Code
Vandal proof security screwdriver tool	926000



Product details



Vandal proof security screwdriver tool



Vandal proof screw



Developed to withstand extreme physical impacts up to 170 Joules (IK17)

¹ Prepared for emergency remote control.

ZLP /W



Product characteristics

Body

Steel sheet



Finish

White matte powder coated

230V/50Hz

Fixing system

M5 threaded rod not included



Optical system

DOZ - Opal diffuser

Light source

LED, RG1, CRI>80, MacAdam Step ≤ 3



LED lifetime

80.000h @ L90, B10, Ta 25°C

Control gear

LED driver 220-240V-50/60Hz included

01. Select version

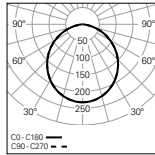


ZLP /W

*Replace the symbols to complete the code



DOZ - Opal diffuser



W	lm output	lm/W	Lmm	CODE*
4	307	77	200	90832L020♥W0♦00
6	614	102	200	90831L020♥W0♦00
6	613	102	300	90832L030♥W0♦00
11	1226	111	300	90831L030♥W0♦00

Control gear	
HF	E
DALI	H

Colour temp.	
3000K	3
4000K	0

02. Select options



Product details

OPTIONS	Code
Vandal proof security screwdriver tool	926000




Vandal proof security screwdriver tool



Vandal proof screw





BATTENS AND TRACK SYSTEMS





Battens and track systems

PAS



PAS
782



PAS Line
784



PAS



Product characteristics

Body

Extruded aluminium profile

Finish

Powder coated

Optical system

Lens

Light source

4000K LED, RG1, CRI>80, MacAdam Step ≤ 3

LED lifetime

80.000h @ L80, B10, Ta 25°C

Control gear

LED driver 220-240V-50/60Hz included



230V/50Hz



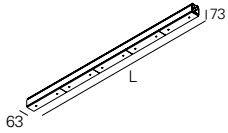
IP 20

650°C

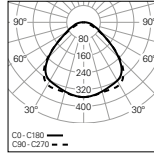
01. Select version



PAS

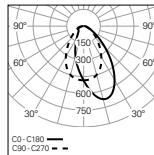


Symmetric lens | Beam angle of 90°



W	lm output	lm/W	Lmm	CODE*
50	8050	161	1436	90770L005♥♣♠000
59	9338	158	1436	90771L005♥♣♠000
100	16100	161	2871	90770L010♥♣♠000
118	18676	158	2871	90771L010♥♣♠000

Asymmetric lens



W	lm output	lm/W	Lmm	CODE*
50	7963	159	1436	90772L005♥♣♠000
59	9237	157	1436	90773L005♥♣♠000
100	15925	159	2871	90772L010♥♣♠000
118	18473	157	2871	90773L010♥♣♠000

*Replace the symbols to complete the code

Control gear

HF	E
DALI	H

Colour

<input type="checkbox"/> White	W
<input type="checkbox"/> Grey	G

Emergency

No EM	0
EM 3h (K3) ¹	3

PAS

• In the L2871 mm emergency version, only half the luminaire will run on emergency.

02. Select options



Product details

OPTIONS Code

Current supply cable

• Under request.

Suspension

Fixing clamps for threaded rod (x2)	910102
Fixing clamps + pigtail hooks (x2)	910101
Fixing clamps + height-adjustable cables (x2)	910103
Fixing clamps + hook for wire suspensions (x2)	910100



Suspensions

¹ Prepared for emergency remote control.

PAS Line



Product characteristics

Body

Extruded aluminium profile

Finish

Powder coated

Optical system

Lens

Light source

4000K LED, RG1, CRI>80, MacAdam Step ≤ 3

LED lifetime

80.000h @ L80, B10, Ta 25°C

Control gear

LED driver 220-240V-50/60Hz included



230V/50Hz



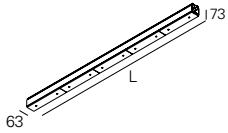
IP 20

650°C

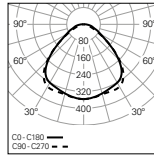
01. Select version



PAS Line

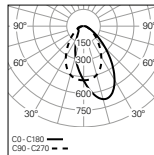


Symmetric lens | Beam angle of 90°



W	lm output	lm/W	Lmm	CODE*
50	8050	161	1435	90774L005▼▲●000
59	9338	158	1435	90775L005▼▲●000
100	16100	161	2870	90774L010▼▲●000
118	18676	158	2870	90775L010▼▲●000

Asymmetric lens



W	lm output	lm/W	Lmm	CODE*
50	7963	159	1435	90776L005▼▲●000
59	9237	157	1435	90777L005▼▲●000
100	15925	159	2870	90776L010▼▲●000
118	18473	157	2870	90777L010▼▲●000

*Replace the symbols to complete the code

Control gear ▼

HF	E
DALI	H
HF Three-phase	R
DALI Three-phase	S

Colour ▲

<input type="checkbox"/> White	W
<input type="checkbox"/> Grey	G

Emergency ●


No EM	0
EM 3h (K3) ¹	3

PAS Line

- For suspended version add the suspension. Please order separately.
- To complete the line add the start kit, through-wiring and body connector kit. Please order separately.
- In the L2870 mm emergency version, only half the luminaire will run on emergency.
- Dimensions do not include start kit. To complete the line add 1 mm to the length.
- The maximum line length with 1 single feeding point is 30000 mm.

¹ Prepared for emergency remote control.

02. Select options

OPTIONS		Code*
Start kit - end cap start/end		
White		921501
Grey	63  62	921500
• 2 end caps included.		
Through-wiring		
3 x 1,5 mm ²		945660
5 x 1,5 mm ²		945760
7 x 1,5 mm ²		946060
9 x 1,5 mm ²		948660
11 x 1,5 mm ²		948860
Body connector kit		
• Steel body connector.		
Current supply cable		
• Under request.		
Suspension		
Fixing clamps for threaded rod (x2)		910102
Fixing clamps + pigtail hooks (x2)		910101
Fixing clamps + height-adjustable cables (x2)		910103
Fixing clamps + hook for wire suspensions (x2)		910100
Blank part		
L1500 mm		992600♣
L3000 mm		992601♣
Bespoke projects		
• Under request.		



*Replace the symbols to complete the code

Colour	♣
<input type="checkbox"/> White	W
<input type="checkbox"/> Grey	G




Product details



Suspensions





Battens and track systems

TRN



TRN
790





Product characteristics

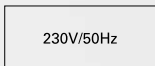
Body

Steel sheet



Finish

White matte powder coated



Optical system

DAZ - Opal diffuser



Light source

LED, RG1, CRI>80, MacAdam Step ≤3

LED lifetime

80.000h @ L90, B10, Ta 25°C



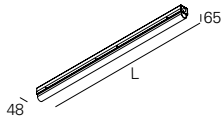
Control gear

LED driver 220-240V-50/60Hz included

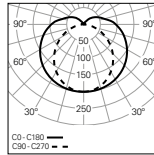
01. Select version



TRN



DAZ - Opal diffuser



W	lm output	lm/W	Lmm	CODE*
12	1747	146	590	90834L060▼W0♣♣
23	3494	146	1150	90834L120▼W0♣♣
29	4368	151	1430	90834L150▼W0♣♣

*Replace the symbols to complete the code

Control gear	▼
HF	E
DALI	H

Emergency	●
No EM	0
EM 3h (K3) ¹	3

Colour temp.	◆
3000K	3
4000K	0

Connector	♣
No connector	00
M3M ²	M3
M5M ³	M5
M3MFC ⁴	C3
M5MFC ⁵	C5

Product details



Connector detail



LED


¹ Prepared for emergency remote control.

² 3-pole mini Wieland GST15i3 male connector.

³ 5-pole mini Wieland GST15i5 male connector.

⁴ 3-pole mini Wieland GST15i3 male connector + L1000 mm cable with 3-pole mini Wieland GST15i3 female connector.

⁵ 5-pole mini Wieland GST15i5 male connector + L1000 mm cable with 5-pole mini Wieland GST15i5 female connector.



Battens and track systems

AVL



AVL
794





Product characteristics

Body

Steel sheet

Finish

White matte powder coated

Optical system

DPT - Transparent diffuser

Light source

LED, RG1, CRI>80, MacAdam Step ≤3

LED lifetime

80.000h @ L80, B10, Ta 25°C

Control gear

LED driver 220-240V-50/60Hz included



230V/50Hz



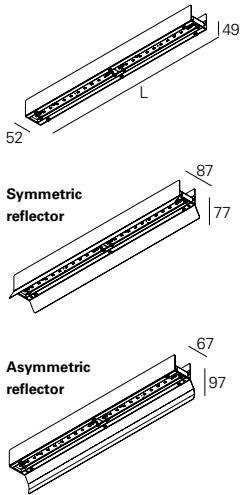
IP 20

650°C

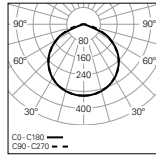
01. Select version



AVL



DPT - Transparent diffuser



W	lm output	lm/W	Lmm	CODE*
13	1786	137	561	90826L060♥VW0♦00
18	2678	149	841	90826L090♥VW0♦00
24	3571	149	1121	90826L120♥VW♦♦00
29	4464	154	1401	90826L150♥VW♦♦00

*Replace the symbols to complete the code

Control gear	
HF	E
DALI	H

Emergency	
No EM	0
EM 3h (K3) ¹	3

Colour temp.	
3000K	3
4000K	0

02. Select options



Product details

OPTIONS	Code
Symmetric reflector	
L561 mm	980600
L841 mm	980601
L1121 mm	980602
L1401 mm	980603
Asymmetric reflector	
L561 mm	980500
L841 mm	980501
L1121 mm	980502
L1401 mm	980503
Through-wiring	
3 x 1,5 mm ²	945650
5 x 1,5 mm ²	945750
7 x 1,5 mm ²	946050
9 x 1,5 mm ²	948650
Surface mounting kit	
• Fixation for M4x8 DIN7985 screws.	926100



Symmetric reflector

Asymmetric reflector



Surface mounting kit

¹ Prepared for emergency remote control.

TRACK SYSTEM



Modules composition

1. End feed

- 1.1 Left
- 1.2 Right

2. Track

3. L-feed connector

- 3.1 Inside
- 3.2 Outside

4. T-feed connector

- 4.1 Outside right
- 4.2 Outside left
- 4.3 Inside left
- 4.4 Inside right

5. Middle feed connector

6. X-feed connector

7. Connector

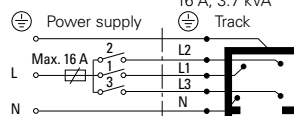
- 7.1 Straight connector
- 7.2 Adjustable corner connector
- 7.3 Flexible corner connector

8. End cap

Wiring scheme

A

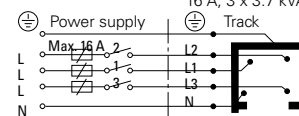
1-phase, 3-circuit 230 V AC,
16 A, 3.7 kVA



N-conductor I = max. 16 A

B

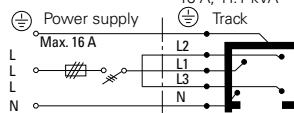
3-phase, 3-circuit 230/400 V AC,
16 A, 3 x 3.7 kVA



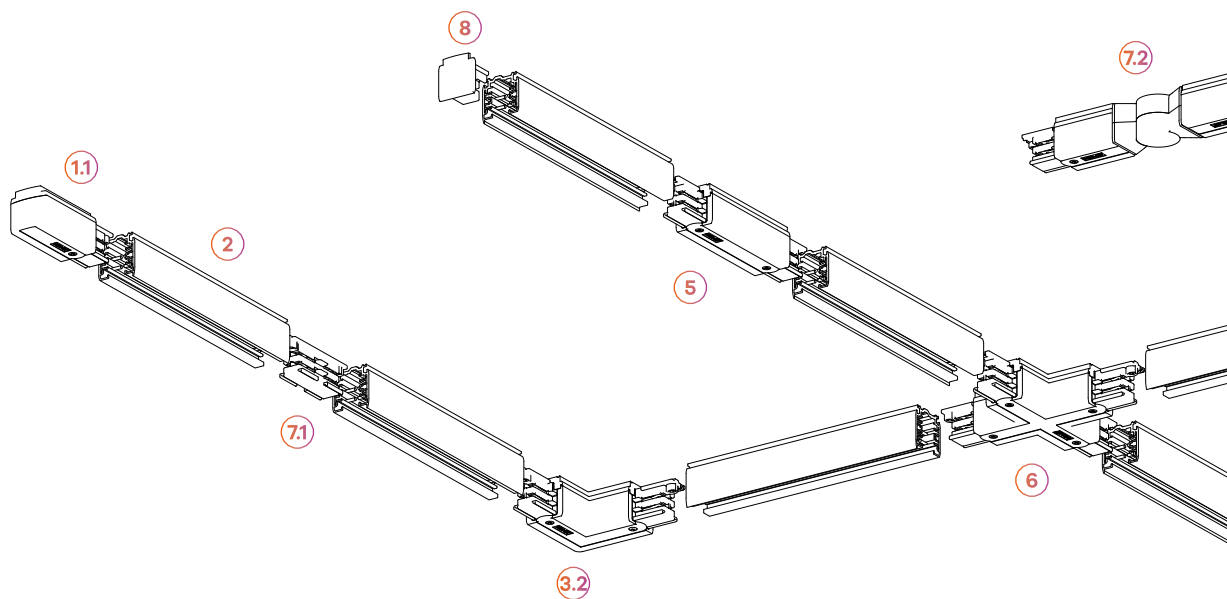
L1+L2+L3: I = max. 16 A

C

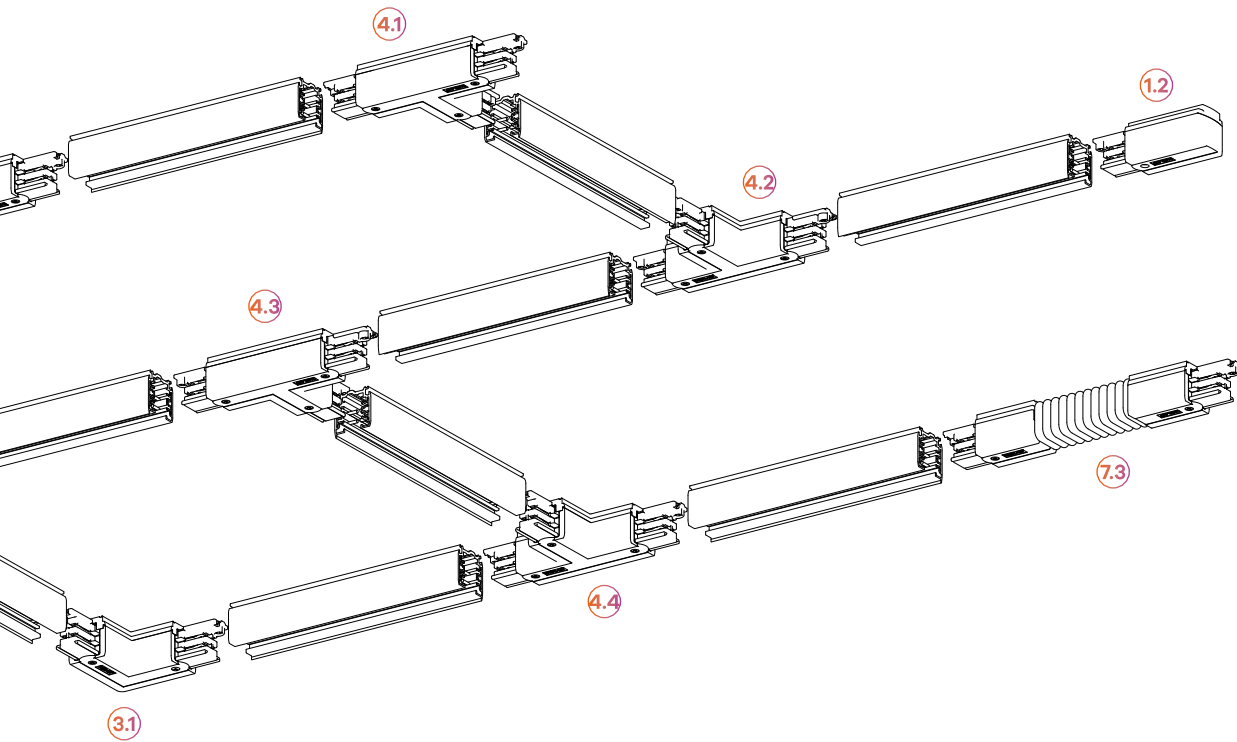
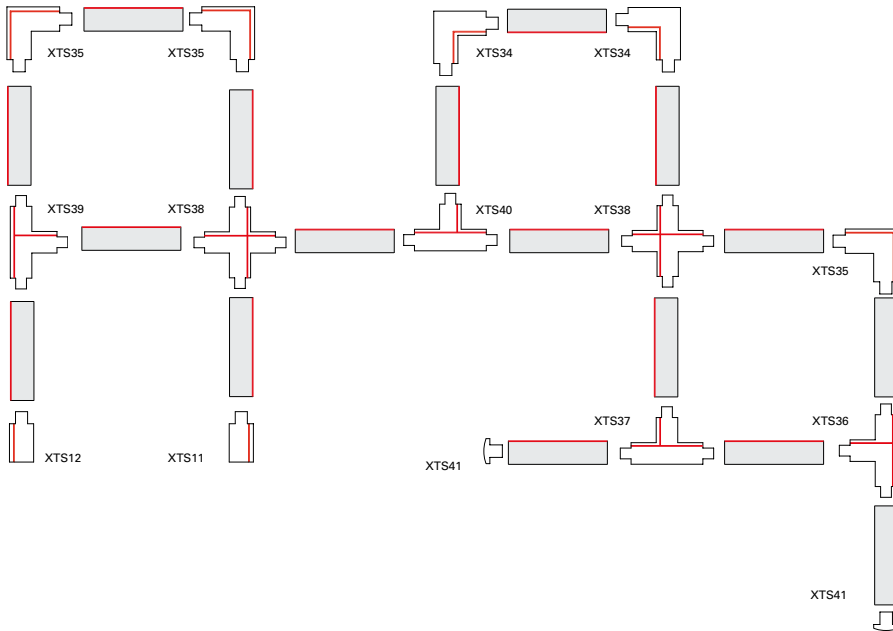
3-phase, 3-circuit 230/400 V AC,
16 A, 11.1 kVA



N-conductor I = max. 16 A



How to assemble a line
(Upper view)

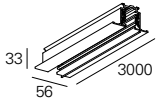


01. Select track system



TRACK SYSTEM

Recessed

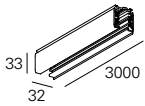


	CODE*
HF	XTSF4300-▲
DALI	XTSCF6300-▲

*Replace the symbols to complete the code

Colour	▲
■ Aluminium	1
■ Black	2
□ White	3

Surface mounted



	CODE*
HF	XTS4300-▲
DALI	XTSC6300-▲

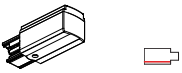
02. Select feeds



FEED

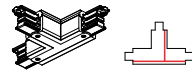
End - right

	CODE*
HF	XTS11-▲
DALI	XTSC611-▲



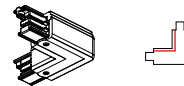
T - Outside right

	CODE*
HF	XTS36-▲
DALI	XTSC636-▲



L - Inside

	CODE*
HF	XTS34-▲
DALI	XTSC634-▲



*Replace the symbols to complete the code

Colour	▲
■ Aluminium	1
■ Black	2
□ White	3

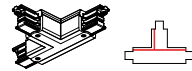
End - Left

	CODE*
HF	XTS12-▲
DALI	XTSC612-▲



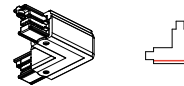
T - Inside left

	CODE*
HF	XTS37-▲
DALI	XTSC637-▲



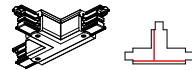
L - Outside

	CODE*
HF	XTS35-▲
DALI	XTSC635-▲



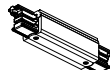
T - Outside left

	CODE*
HF	XTS39-▲
DALI	XTSC639-▲



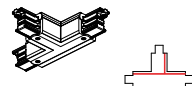
Central

	CODE*
HF	XTS14-▲
DALI	XTSC614-▲



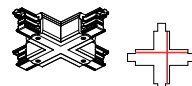
T - Inside right

	CODE*
HF	XTS40-▲
DALI	XTSC640-▲











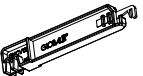


X

	CODE*
HF	XTS38-▲
DALI	XTSC638-▲



03. Select options

OPTIONS		Code*
Fixation		
SKB 10		SKB10-♣
SKB 12		SKB12-♣
Connector		
Conetor reto HF		XTS21-♣
Conetor reto DALI		XTSC621-♣
Conetor flexível HF		XTS23-♣
Conetor flexível DALI		XTSC623-♣
Conetor ajustável HF		XTS24-♣
End cap HF/DALI		
		XTS41-♣
Recessed track cover plate		
XTSF 10		XTSF610-♣
XTSF 30		XTSF30-♣
Tool		
		XTSV12



*Replace the symbols to complete the code

Colour	♣
■ Aluminium	1
■ Black	2
□ White	3



Product details



Recessed track




Surface mounted track

TECHNICAL INFO



Subtitle

<p>CE Product manufactured in accordance with the Electromagnetic Compatibility Directive 2004/108/EC and the Community Directive for Low Voltage Equipment 2006/95/EC.</p>	<p>HF On/Off LED Driver - Non dimmable LED driver.</p>	<p>CRI CRI>90 - Colour rendering refers to the ability of a light source to reproduce colours faithfully in comparison with an ideal or natural light source (Daylight CRI=100). A colour rendering index between 90 and 100 is considered very good, and a value between 80 and 90, as good.</p>
<p> Class I - Lighting device, equipped with earth terminal for protection, to which all the metal parts are connected, that, in the event of a fault, can remain at low voltage.</p>	<p>DALI Digital Addressable Lighting Interface - dimmable DALI driver for lighting management system.</p>	
<p> Class II - Lighting devices, in which the metal parts are not accessible. Usually, these devices are provided with double insulation, or, with every metal part insulated. They do not need an earth terminal for protection.</p>	<p>TouchDIM Touch DIM provides the opportunity to control lighting easily without any additional control device. Touch DIM does not form part of the DALI Standard. Touch DIM enables the control via push buttons (instead of switches).</p>	<p>Lxx B(yyy) Lumen maintenance and failure rate - The luminous flux of an LED Module will decrease over time so that from a certain point the illuminance originally required is no longer achieved. This is characterized with the L value. The lifetime of an LED module that integrates a luminaire is directly related to the luminous flux depreciation at a certain ambient temperature. L70, L80 or L90 value represents the percentage of original luminous flux that the LED continues to achieve after the specified number of operating hours, e.g. L80 means 80% of the LEDs will continue to achieve the initial luminous flux. The B value indicates the percentage of LEDs that fall below the L value after the specified number of operating hours, e.g. L70B10 means 10 % of the LED modules are below 70 % of the initial luminous flux, respectively 90 % will be above 70 % of the initial value.</p>
<p> Class III - Lighting devices that work at a low safety voltage. They do not need earth terminal for protection.</p>	<p>SwitchDIM SwitchDIM function allows a direct connection of a push to make switch for dimming and switching. Brief push (< 0.6 s) switches driver ON and OFF. When you hold a switch for approx. 2 seconds the system begins to count sine pulses, the luminaire lights up or down.</p>	<p> Cutting area dimensions for recessed products, in millimeters (mm).</p>
<p>IP XX Protection level against the penetration of solids and liquids.</p>	<p>EM 3h (K3) Indicates the availability for 3-hour emergency unit. Valid only for HF (ON/OFF) driver versions. DALI versions available upon request.</p>	<p>K Colour temperature in Kelvin (K).</p>
<p>IP XX/YY IP XX/YY Luminaire with IPxx in the body and IPyy in the visible part (frame).</p>	<p>UGR Unified Glare Rating - The unified glare rating method is used to evaluate glare. UGR is based on the general formula. The UGR presented in the catalogue are indicative and are according to the reflection plans 70/50/20.</p>	<p> Light beam angle indication - On the list is indicated the approximate angle in degrees (°), using the plan C0-C180.</p>
<p>IK XX Protection level against external mechanical impacts.</p>	<p>W Watt - Power unit.</p>	<p>lm/W Luminous efficacy - Indicates how efficient is the light source to convert electrical energy into light, in Lm/W. All data measured on the Output power (230 V, 50 Hz).</p>
<p>XXX°C Incandescent wire resistance, in degrees Celsius (°C).</p>	<p>lm Lumen - Luminous flux unit used to describe the light quantity emitted by a light source.</p>	
<p>230V/50Hz Voltage and Power supply frequency of the luminaire.</p>	<p>lm/W Luminous efficacy - Indicates how efficient is the light source to convert electrical energy into light, in Lm/W. All data measured on the Output power (230 V, 50 Hz).</p>	
<p> Luminaire can not be covered with thermal insulation.</p>		
<p> Product with 5 year warranty - (see Terms and Conditions of Sale).</p>		
<p> Maximum horizontal rotation and/or vertical tilt of the luminaire, in degrees (°).</p>		

Protection ratings

RATING INGRESS PROTECTION - IP _ _

This code is represented as "IP xx", in which the xx are two digits that were defined by the norm EN 60 529 and by directives UTEC 20 010 and DIN 40 050 , and that provide information about protection given by the device against solid objects (1st digit) and liquids (2nd digit).

1st Digit

(Protection against solid objects)

0	Without protection.
1	Protected against solid objects > 50mm.
2	Protected against solid objects > 12mm.
3	Protected against solid objects > 2,5mm.
4	Protected against solid objects > 1mm.
5	Protected against dust with no harmful deposit.
6	Totally protected against dust.

2nd Digit

(Protection against liquids)

0	Without protection.
1	Protection against vertical dripping water (Condensation).
2	Protection against dripping water, up to 15° vertically.
3	Protection against dripping water, up to 60° vertically.
4	Protected from water splashing from all directions.
5	Protection against water jets from all directions.
6	Protection against water jets (high pressure).
7	Protection against temporary immersion, limited duration.
8	Protection against prolonged effects of immersion in low pressure.

RATING MECHANICAL PROTECTION - IK _ _

This code indicates the degree of protection of the devices, against external mechanical impacts, in accordance with the norm EN 50 102, and that can be identified in the following way:

IK "xx" – in which "xx" is the number that represents the value of impact energy, measured in Joule, in accordance with the following scale:

00	Without protection.
01	Protected against mechanical impact of 0,15J
02	Protected against mechanical impact of 0,2J
03	Protected against mechanical impact of 0,35J
04	Protected against mechanical impact of 0,5J
05	Protected against mechanical impact of 0,7J
06	Protected against mechanical impact of 1J
07	Protected against mechanical impact of 2J
08	Protected against mechanical impact of 5J
09	Protected against mechanical impact of 10J
10	Protected against mechanical impact of 20J

Chemical resistance chart

CHEMICAL AGENTS	PC	PMMA	PES	AL
Acetic acid 10%	+	+	+	+
Acetone	-	-	-	+
Aluminium sulphate	+	+	+	+
Ammonia at 25%	-	+	-	+
Aniline	-	-	-	+
Benzene	-	-	-	+
Calcium chloride	+	+	+	+
Calcium nitrate	+	+	+	+
Carbon tetrachloride	-	-	-	+
Carbonic acid	-	-	+	+
Caustic soda 5%	-	+	-	-
Cement	+	+	+	+
Chloroform	-	-	-	+
Chlorophenol	-	-	-	+
Citric acid 20%	+	+	+	+
Concentrated alcohol	-	-	~	~
Concentrated sulfuric acid	-	-	-	-
Copper sulphate	+	+	+	-
Dichloromethane	-	-	-	~
Diesel - naphtha	~	+	+	+
Ether	-	-	~	+
Ethyl acetate	-	-	-	+
Ethyl alcohol 30%	+	~	+	~
Hydrochloric acid 5%	+	+	~	-
Hydrogen peroxide over 30%	~	~	-	+
Hydrogen peroxide up to 30%	+	+	-	+
Iodine	-	-	+	~
Liquid chlorine (vapours)	-	-	-	-
Magnesium sulphate	+	+	+	+
Maritime climate	+	+	+	~
Methanol	-	-	+	+
Mineral oil	+	+	+	+
Nitric acid 20%	~	~	-	-
Nitric acid over 20%	-	-	-	-
Oil	-	+	+	+
Oils and food fats	-	+	+	+
Oxygen	+	+	+	+
Ozone	+	+	+	+
Phenol	-	-	-	~
Potassium nitrate (Saltpetre)	+	+	+	+
Sodium Chloride	+	+	+	~
Sodium hydroxide	+	+	+	-
Sodium sulphate	+	+	+	+
Sulfuric acid till 50%	+	+	-	-
Toluene	-	-	-	+
Trichloroethylene	-	-	-	+
Zinc sulphate	+	+	+	~

SUBTITLE

PC (Polycarbonate), PMMA (Acrylic), PES (Polyester), AL (Aluminium)
+ Resistant, ~ Partially resistant, - Not resistant

NOTE

• The data in this chart refer to the temperature of 22°C, whereas the degree of saturation of the chemical substances and the ambient temperature, affect the speed and intensity of reactions, depending on the type and composition of the substances involved.

Alphanumeric Index

TECHNICAL
INFO

6	6th ELEMENT /C	48	F	FESAL	422	R	ROFY 60	172	
	6th ELEMENT /W	54		FESAL IP	426		ROFY 60 D/I	176	
	6th ELEMENT *	36		FESAL Sq	424		ROFY 60 Sq	198	
	6th ELEMENT	40		FESAL Sq IP	428		ROFY 60 Sq D/I	202	
	6th ELEMENT FIX	44		FOCUS 2	360		ROFY 85 /E	180	
A	AURA	452	G	GLAM /W	268		ROFY 85	182	
	AVL	794		GLAM /WE	264		ROFY 85 D/I	186	
	AVT	656		GLAM	248		ROFY 85 IP /C	192	
B	bLED	642		GLAM 48V	274		ROFY 85 IP /E	190	
C	CAB	758	H	HOLI Sq /AS Max	404	S	SENSE	416	
	CLOUD	634		HOLI Sq /C	408		SLIM	456	
	CONCEPT D 35	122		HOLI Sq /C Max	410	T	TALEA	678	
	CONCEPT D 35 D/I	126		HOLI Sq /C Mini	406		TALEA Glare /C	686	
	CONCEPT O 35 /E	104		HOLI Sq /T	390		TALEA Glare	690	
	CONCEPT O 35	106		HOLI Sq /T Max	392		TALEA HRZ	678	
	CONCEPT O 35 D/I	110		HOLI Sq /T Mini	388		TALEA Line	682	
	CONCEPT O 65	146		HOLI Sq	398		TEI	638	
	CONCEPT O 65 D/I	150		HOLI Sq Max	400		THE	658	
	CONCEPT S 35 /E	90		HOLI Sq Mini	396		THS	660	
	CONCEPT S 35	94	L	LNE	646		TRN	790	
	CONCEPT S 35 D/I	98		LNE IP	662		TTP 100	724	
	CONCEPT S 65	138		LNS	650		TTP 100 Line	728	
	CONCEPT S 65 D/I	142		LNS IP	664		TTP 50 360 HRZ	734	
	CONCEPT Sq 35	114	N	NOAH /D	68		TTP 50 360 VRT	738	
	CONCEPT Sq 35 D/I	118		NOAH	62		TTP 50	708	
	CORA /C	628	O	OREO /C	214		TTP 50 Line	712	
	CORA /E	620		OREO In	216		TTP 70	716	
	CORA	624		OREO Linea Down	232		TTP 70 Colour	746	
D	DORIS	752		OREO Linea Up	236		TTP 70 Line	720	
	DYNA /C	442	P	OREO Out	220		V	VEGA /E	366
	DYNA	438		OREO V In	224		VEGA	372	
	DYNA IP	444		OREO V Out	228		VEGA IP /E	378	
	DYNA MINI /C	434	R	PAS	782		VEGA IP	382	
	DYNA MINI	430		PAS Line	784		VEGA Sq /E	368	
	DYNA MINI Sq	432	R	REBA 50 /E	522		VEGA Sq IP /E	380	
	DYNA Sq	440		REBA 50 /E bOPTICS	474		VEGA Sq	374	
	DYNA Sq IP	446		REBA 50 /E bOPTICS Line	478		VISA	460	
E	ELI /C	342		REBA 50 /E Line	526	Z	ZLP /C	772	
	ELI /E 1	328		REBA 50 /T	512		ZLP /E	766	
	ELI /E 2	330		REBA 50 /T Line	516		ZLP /W	774	
	ELI /W	348		REBA 50 /W	560		ZLP	768	
	ELI /W D/I	352		REBA 50 /W Line	564				
	ELI	338		REBA 50	532				
	ELI 50 /C	300		REBA 50 bOPTICS	484				
	ELI 50 /E 1	284		REBA 50 bOPTICS Line	488				
	ELI 50 /E 2	286		REBA 50 D/I	550				
	ELI 50 /W	304		REBA 50 D/I Line	554				
	ELI 50 /W D/I	308		REBA 50 HEXA	546				
	ELI 50	294		REBA 50 Line	536				
	ELI 50 Spot /C	318		REBA 65 /E	584				
	ELI 50 Spot /E 1	314		REBA 65 /E Line	588				
	ELI 50 Spot /E 2	316		REBA 65 /T	574				
	ELI 50 Spot Track	320		REBA 65 /T Line	578				
	ELI 50 Sq /C	302		REBA 65	594				
	ELI 50 Sq /E 1	288		REBA 65 D/I	604				
	ELI 50 Sq /E 2	290		REBA 65 D/I Line	608				
	ELI 50 Sq /W	306		REBA 65 Line	598				
	ELI 50 Sq /W D/I	310		ROFY 60 /T	166				
	ELI 50 Sq	296		ROFY 60 /T D/I	168				
	ELI Sq /C	344							
	ELI Sq /E 1	332							
	ELI Sq /E 2	334							
	ELI Sq /W	350							
	ELI Sq /W D/I	354							
	ELI Sq	340							

INDELAGUE GROUP

HEADQUARTERS

INDELAGUE - INDÚSTRIA ELÉTRICA
DE ÁGUEDA S.A.
Rua da Mina 465 | Covão
Zona industrial EN1 Norte
3750-792 Trofa
ÁGUEDA | PORTUGAL
T. +351 234 612 310
indelague@indelague.pt

SPAIN

INDELAGUE ESPAÑA, S.L.
Avenida del Ejército, nº 8 - 1º C
C.P. 15006 | A CORUÑA | ESPAÑA
comercial@indelague.com

PUBLICATION

Indelague SA

EDITOR

Indelague SA

CONCEPT AND DESIGN

Indelague SA

EDITION

July 2024

Made in Portugal

INDELAGUE CATALOGUE - VOL. 15

English version
Printed in Portugal

All data contained in this catalogue does not constitute any compromise to INDELAGUE - Indústria Eléctrica de Águeda, S.A.. The company itself, reserves the right to change or modify any information stated without prior notice. The reproduction of this catalogue or any part of it is prohibited. Electrical/ Optical data=±10%.

