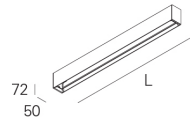
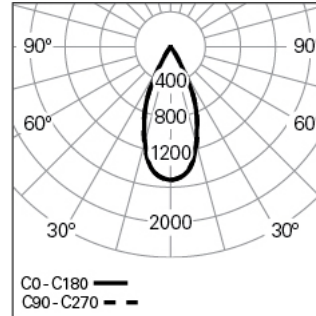


REBA 50 BOPTICS EXT L2579 W
REBA 50 BOPTICS INT L2552 SYM BOPTICS HF K3 830 W LO
 ALUMINIUM PROFILE SYSTEMS

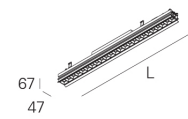
90737L0080W0000
90739L008EW3300



Light distribution



L=2567mm



L=2547mm

PRODUCT DESCRIPTION

Application Areas: Offices, Hotels and residential, Public spaces, Retail, Education, Health and care

Mounting Type: Surface mounted, Suspended

Control Gear Included: Yes

Control Gear: LED driver 220-240VAC-50/60Hz

Ambient Temperature Range (°C):]5, 25[

Warranty (Years): 5

Body Material: Extruded aluminium profile

Finishing: Epoxy polyester powder coated

REBA 50 BOPTICS EXT L2579 W

CHARACTERISTICS

Luminaire Type: Straight line luminaire

Luminaire Module: Individual

Current Supply Cable Entry Point: Back

MATERIALS

Colour: White (W)

Glow-wire Resistance (°C): 650

OPTICAL SYSTEM

Optical System: bOPTICS - Symmetric reflector

Light Distribution: Direct

Beam Angle (°): 45

MATERIALS

Body Material: Extruded aluminium profile

Finishing: Epoxy polyester powder coated

Colour: White (W)

DIMENSIONS

L - Length (mm): 2567

W - Width (mm): 50

H - Height (mm): 71.7

TECHNICAL DATA

Light Source: LED

Input Power (W): 30

Input Driver Voltage: 220-240V-50/60Hz

Power Factor (λ): 0,96

Luminaire Luminous Flux (lm): 3899

Luminaire Efficacy (lm/W): 130

Emergency Unit: 3

Unified Glare Rating (UGR): <10

LED Lifetime - Rated Median Useful Life: 80.000h @ L90, B10, Ta 25°C

CCT - Correlated Colour Temperature (K): 3000

Photobiological safety according to IEC 62471: Not Available

Colour Rendering Index (CRI): >80

Chromaticity Tolerance (MacAdam step): <3

LED Module Forward Voltage Range (VF): 32,6

Power Supply Dimming: ON/OFF

Maximum of Luminaires by Magnetic Circuit Breaker B16: <62

Inrush Current (A): 20

REBA 50 BOPTICS INT L2552 SYM BOPTICS HF K3 830 W LO

CHARACTERISTICS

Luminaire Type: Straight line luminaire

Luminaire Module: Individual

Insulation Class: I

Ingress Protection (IP): 40

REBA 50 BOPTICS EXT L2579 W
REBA 50 BOPTICS INT L2552 SYM BOPTICS HF K3 830 W LO

90737L0080W0000
90739L008EW3300

ALUMINIUM PROFILE SYSTEMS

Pulse Duration (μ s): 161

DIMENSIONS

L - Length (mm): 2547

W - Width (mm): 46.5

H - Height (mm): 66.5

NOTES

- For suspended version it is necessary to order the suspension, the current supply cable and the ceiling rose. Please order separately.