
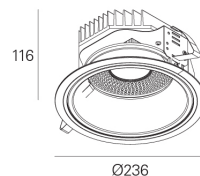
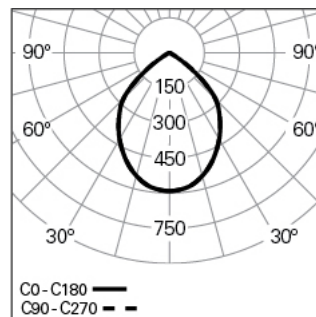


**DYNA D236 EFFICIENT 830 B 80° LO**

ARCHITECTURAL LIGHTING

**90014L00L0B0300****Light distribution****PRODUCT DESCRIPTION**

**Application Areas:** Offices, Hotels and residential, Public spaces, Retail, Education, Health and care

**Mounting Type:** Recessed

**Control Gear Included:** No

**DYNA D236 EFFICIENT 830 B 80° LO****CHARACTERISTICS**

**Luminaire Type:** Round downlight

**Luminaire Module:** Individual

**Insulation Class:** III

**Ingress Protection (IP):** 20

**Ambient Temperature Range (°C):** ]-5, 25[

**Ceiling Thickness (mm):** 1-25

**Warranty (Years):** 5

**MATERIALS**

**Body Material:** Aluminium

**Finishing:** Epoxy polyester powder coated

**Colour:** Black (B)

**Glow-wire Resistance (°C):** 650

**OPTICAL SYSTEM**

**Optical System:** PM - Matte reflector

**Light Distribution:** Direct

**Beam Angle (°):** 84

**TECHNICAL DATA**

**Light Source:** LED

**Input Power (W):** 8

**Power Factor (λ):** 1

**Luminaire Luminous Flux (lm):** 1087

**Luminaire Efficacy (lm/W):** 136

**Unified Glare Rating (UGR):** <19

**LED Lifetime - Rated Median Useful Life:** 60.000h @ L70, B10, Ta 25°C

**CCT - Correlated Colour Temperature (K):** 3000

**Colour Rendering Index (CRI):** >80

**Chromaticity Tolerance (MacAdam step):** <3

**This Product Contains a Light Source of Energy Efficiency Class:** E

**LED Module Forward Voltage Range (VF):** 32,4

**Input luminaire current (mA):** 250

**DIMENSIONS**

**H - Height (mm):** 116

**D - Diameter (mm):** 236

**D - Recess Dimensions (mm):** 220

**H - Recess Height (mm):** 126

**Net Weight (kg):** 2

**NOTES**

- To complete the product it is necessary to order the driver separately.