
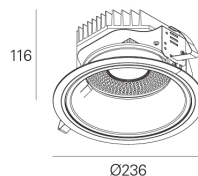
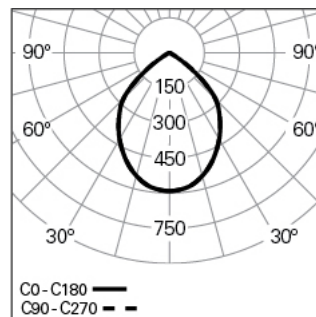


DYNA D236 EFFICIENT 830 W 80° MO

ARCHITECTURAL LIGHTING

90014L00M0W0300**Light distribution****PRODUCT DESCRIPTION**

Application Areas: Offices, Hotels and residential, Public spaces, Retail, Education, Health and care

Mounting Type: Recessed

Control Gear Included: No

DYNA D236 EFFICIENT 830 W 80° MO**CHARACTERISTICS**

Luminaire Type: Round downlight

Luminaire Module: Individual

Insulation Class: III

Ingress Protection (IP): 20

Ambient Temperature Range (°C):]-5, 25[

Ceiling Thickness (mm): 1-25

Warranty (Years): 5

MATERIALS

Body Material: Aluminium

Finishing: Epoxy polyester powder coated

Colour: White (W)

Glow-wire Resistance (°C): 650

OPTICAL SYSTEM

Optical System: PM - Matte reflector

Light Distribution: Direct

Beam Angle (°): 84

TECHNICAL DATA

Light Source: LED

Input Power (W): 17

Power Factor (λ): 1

Luminaire Luminous Flux (lm): 2108

Luminaire Efficacy (lm/W): 124

Unified Glare Rating (UGR): <19

LED Lifetime - Rated Median Useful Life: 60.000h @ L70, B10, Ta 25°C

CCT - Correlated Colour Temperature (K): 3000

Colour Rendering Index (CRI): >80

Chromaticity Tolerance (MacAdam step): <3

This Product Contains a Light Source of Energy Efficiency Class: E

LED Module Forward Voltage Range (VF): 33,8

Input luminaire current (mA): 500

DIMENSIONS

H - Height (mm): 116

D - Diameter (mm): 236

D - Recess Dimensions (mm): 220

H - Recess Height (mm): 126

Net Weight (kg): 2

NOTES

- To complete the product it is necessary to order the driver separately.