
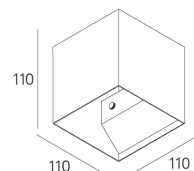
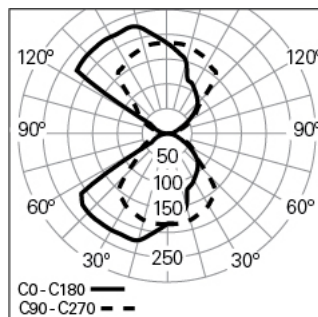


**VISA Q110 HF 840 B 90°+ 90° LO**

ARCHITECTURAL LIGHTING

**90220L101EB0090****Light distribution**

L=110mm

**PRODUCT DESCRIPTION**

**Application Areas:** Offices, Hotels and residential, Public spaces, Retail, Education, Health and care

**Mounting Type:** Wall mounted

**Control Gear Included:** Yes

**Control Gear:** LED driver 220-240VAC-50/60Hz

**Input Driver Voltage:** 220-240V-50/60Hz

**Power Factor (λ):** 0,88

**Luminaire Luminous Flux (lm):** 141

**Luminaire Efficacy (lm/W):** 47

**Unified Glare Rating (UGR):** <13

**LED Lifetime - Rated Median Useful Life:** 50.000h @ L80, B10, Ta 25°C

**CCT - Correlated Colour Temperature (K):** 4000

**Colour Rendering Index (CRI):** >80

**Chromaticity Tolerance (MacAdam step):** <3

**This Product Contains a Light Source of Energy Efficiency Class:** C

**LED Module Forward Voltage Range (VF):** 2,9

**Power Supply Dimming:** ON/OFF

**Maximum of Luminaires by Magnetic Circuit Breaker B16:** <50

**Inrush Current (A):** 20

**Pulse Duration (μs):** 110

**VISA Q110 HF 840 B 90°+ 90° LO****CHARACTERISTICS**

**Luminaire Type:** Square downlight

**Luminaire Module:** Individual

**Insulation Class:** I

**Ingress Protection (IP):** 20

**Ambient Temperature Range (°C):** ]-5, 25[

**Warranty (Years):** 5

**Current Supply Cable Entry Point:** Back

**MATERIALS**

**Body Material:** Steel sheet

**Finishing:** Epoxy polyester powder coated

**Colour:** Black (B)

**Glow-wire Resistance (°C):** 650

**DIMENSIONS**

**L - Length (mm):** 110

**W - Width (mm):** 110

**H - Height (mm):** 110

**Net Weight (kg):** 0.7

**OPTICAL SYSTEM**

**Light Distribution:** Direct / Indirect

**Beam Angle (°):** 85

**TECHNICAL DATA**

**Light Source:** LED

**Input Power (W):** 3