
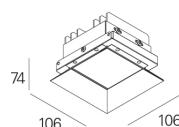
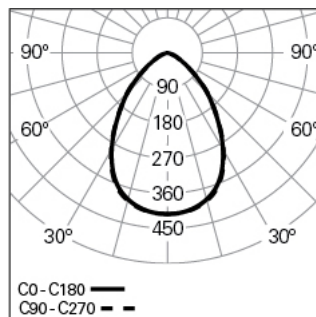


HOLI SQ /T Q106 PRISM+ 830 W LO

ARCHITECTURAL LIGHTING

90223L1060W0300**Light distribution**

L=106mm

PRODUCT DESCRIPTION

Application Areas: Offices, Hotels and residential, Public spaces, Retail, Education, Health and care

Mounting Type: Trimless

Control Gear Included: No

HOLI SQ /T Q106 PRISM+ 830 W LO**CHARACTERISTICS**

Luminaire Type: Square downlight

Luminaire Module: Individual

Insulation Class: III

Ingress Protection (IP): 40

Ambient Temperature Range (°C):]-5, 25[

Fixing System: Trimless recessed frame

Warranty (Years): 5

MATERIALS

Body Material: Steel sheet

Frame Material: Steel sheet

Finishing: Epoxy polyester powder coated

Colour: White (W)

Glow-wire Resistance (°C): 650

OPTICAL SYSTEM

Optical System: PRISM+ - Microprismatic diffuser

Light Distribution: Direct

Beam Angle (°): 76

TECHNICAL DATA

Light Source: LED

Input Power (W): 7

Power Factor (λ): 1

Luminaire Luminous Flux (lm): 725

Luminaire Efficacy (lm/W): 104

Unified Glare Rating (UGR): <19

LED Lifetime - Rated Median Useful Life: 72.000h @ L70, B10, Ta 25°C

CCT - Correlated Colour Temperature (K): 3000

Colour Rendering Index (CRI): >80

Chromaticity Tolerance (MacAdam step): <3

This Product Contains a Light Source of Energy Efficiency Class: E

LED Module Forward Voltage Range (VF): 33

Input luminaire current (mA): 200

DIMENSIONS

L - Length (mm): 106

W - Width (mm): 106

H - Height (mm): 74

D - Recess Dimensions (mm): 114x114

H - Recess Height (mm): 84

Net Weight (kg): 0.7

NOTES

- To complete the product it is necessary to order the driver and the recessed frame. Please order separately.