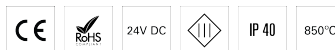
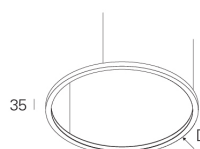
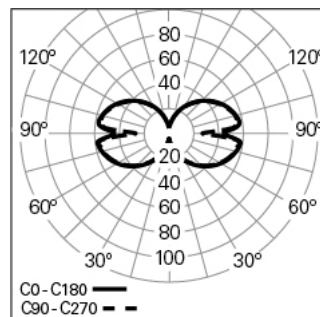


**OREO IN D1540 BLINE RGBW W**

ARCHITECTURAL LIGHTING

**90400L1540W0R00****Light distribution****PRODUCT DESCRIPTION**

**Application Areas:** Offices, Hotels and residential, Public spaces, Retail, Education, Health and care

**Mounting Type:** Suspended

**Control Gear Included:** No

**OREO IN D1540 BLINE RGBW W****CHARACTERISTICS**

**Luminaire Type:** Circular luminaire

**Luminaire Module:** Individual

**Insulation Class:** III

**Ingress Protection (IP):** 40

**Ambient Temperature Range (°C):** ]-5, 25[

**Warranty (Years):** 5

**Luminaire Luminous Flux (lm):** 2696

**Luminaire Efficacy (lm/W):** 29

**LED Lifetime - Rated Median Useful Life:** 50.000h @ L80, B10, Ta 25°C

**CCT - Correlated Colour Temperature (K):** RGBW

**Photobiological safety according to IEC 62471:** Not Available

**Colour Rendering Index (CRI):** >80

**Chromaticity Tolerance (MacAdam step):** <3

**This Product Contains a Light Source of Energy Efficiency Class:** G

**LED Module Forward Voltage Range (VF):** 24V DC

**Input luminaire current (mA):** 3840

**DIMENSIONS**

**H - Height (mm):** 35

**D - Diameter (mm):** 1540

**Net Weight (kg):** 5

**MATERIALS**

**Body Material:** Extruded aluminium profile

**Finishing:** Epoxy polyester powder coated

**Colour:** White (W)

**Glow-wire Resistance (°C):** 850

**OPTICAL SYSTEM**

**Optical System:** bLINE - Opal diffuser

**Light Distribution:** Direct

**Beam Angle (°):** 25

**TECHNICAL DATA**

**Light Source:** LED

**Input Power (W):** 92

**Power Factor (λ):** 1

**NOTES**

- Current supply cable/suspension with 1500 mm included;
- To complete the product it is necessary to order the ceiling rose separately;
- For RGB White versions, the product must include a transparent current supply cable.