
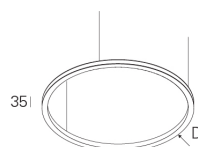
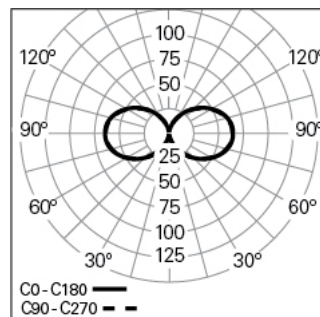


OREO OUT D1555 BLINE 8TW I

ARCHITECTURAL LIGHTING

90401L1550I0T00**Light distribution****PRODUCT DESCRIPTION**

Application Areas: Offices, Hotels and residential, Public spaces, Retail, Education, Health and care

Mounting Type: Suspended

Control Gear Included: No

OREO OUT D1555 BLINE 8TW I**CHARACTERISTICS**

Luminaire Type: Circular luminaire

Luminaire Module: Individual

Insulation Class: III

Ingress Protection (IP): 40

Ambient Temperature Range (°C):]-5, 25[

Warranty (Years): 5

Luminaire Luminous Flux (lm): 4399

Luminaire Efficacy (lm/W): 49

LED Lifetime - Rated Median Useful Life: 50.000h @ L80, B10, Ta 25°C

CCT - Correlated Colour Temperature (K): 3000-6500

Photobiological safety according to IEC 62471: Not Available

Colour Rendering Index (CRI): >80

Chromaticity Tolerance (MacAdam step): <3

This Product Contains a Light Source of Energy Efficiency Class: F

LED Module Forward Voltage Range (VF): 24V DC

Input luminaire current (mA): 3721

DIMENSIONS

H - Height (mm): 35

D - Diameter (mm): 1555

Net Weight (kg): 5

MATERIALS

Body Material: Extruded aluminium profile

Finishing: Epoxy polyester powder coated

Colour: Carbon (I)

Glow-wire Resistance (°C): 850

OPTICAL SYSTEM

Optical System: bLINE - Opal diffuser

Light Distribution: Direct

Beam Angle (°): 25

TECHNICAL DATA

Light Source: LED

Input Power (W): 89

Power Factor (λ): 1

NOTES

- Current supply cable/suspension with 1500 mm included;
- To complete the product it is necessary to order the ceiling rose separately;
- For RGB White versions, the product must include a transparent current supply cable.