


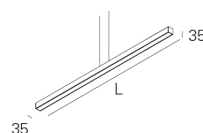
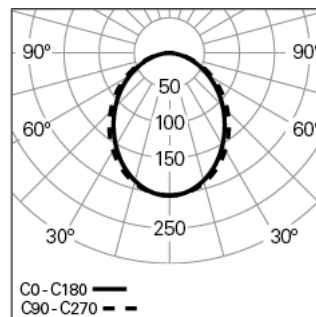
## OREO LINEA DOWN L1514 BLINE 8TW N

ARCHITECTURAL LIGHTING

90420L1510N0T00



### Light distribution



L=1514mm

### PRODUCT DESCRIPTION

**Application Areas:** Offices, Hotels and residential, Public spaces, Retail, Education, Health and care

**Mounting Type:** Suspended

**Control Gear Included:** No

**LED Lifetime - Rated Median Useful Life:** 50.000h @ L80, B10, Ta 25°C

**CCT - Correlated Colour Temperature (K):** 3000-6500

**Photobiological safety according to IEC 62471:** Not Available

**Colour Rendering Index (CRI):** >80

**Chromaticity Tolerance (MacAdam step):** <3

**This Product Contains a Light Source of Energy Efficiency Class:** F

**LED Module Forward Voltage Range (VF):** 24V DC

**Input luminaire current (mA):** 1188

## OREO LINEA DOWN L1514 BLINE 8TW N

### CHARACTERISTICS

**Luminaire Type:** Straight line luminaire

**Luminaire Module:** Individual

**Insulation Class:** III

**Ingress Protection (IP):** 40

**Ambient Temperature Range (°C):** ]-5, 25[

**Warranty (Years):** 5

### DIMENSIONS

**L - Length (mm):** 1514

**W - Width (mm):** 35

**H - Height (mm):** 35

**Net Weight (kg):** 1.6

### MATERIALS

**Body Material:** Extruded aluminium profile

**Finishing:** Epoxy polyester powder coated

**Colour:** Jungle (N)

**Glow-wire Resistance (°C):** 850

### NOTES

- Current supply cable/suspension with 1500 mm included;
- To complete the product it is necessary to order the ceiling rose separately;
- For Tunable White and RGB White versions, the product must include a transparent current supply cable.

### OPTICAL SYSTEM

**Optical System:** bLINE - Opal diffuser

**Light Distribution:** Direct

**Beam Angle (°):** 18

### TECHNICAL DATA

**Light Source:** LED

**Input Power (W):** 29

**Power Factor (λ):** 1