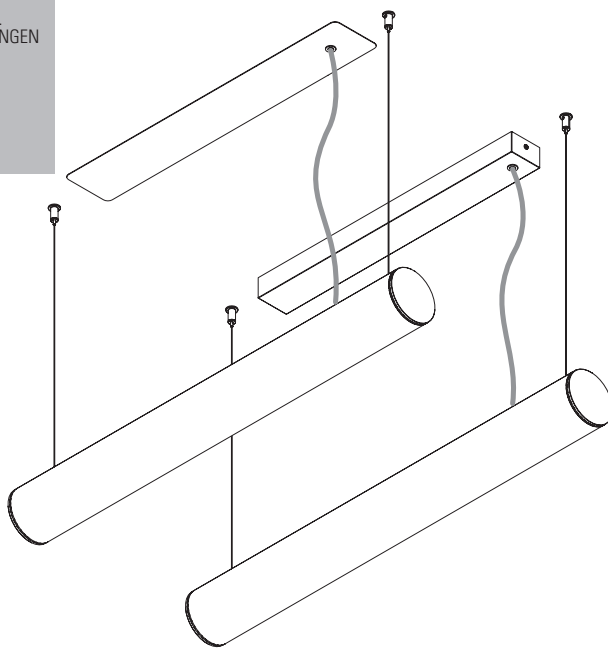


TALEA Glare**EN** INSTALLATION INSTRUCTIONS**FR** NOTICE DE MONTAGE**DE** MONTAGEANLEITUNG**PT** INSTRUÇÕES DE MONTAGEM**ES** INSTRUCCIONES DE MONTAJE

EN READ THE SUPPLEMENTARY MANUALS.
FR LIRE LES NOTICES DE MONTAGE SUPPLÉMENTAIRES.
DE LESEN SIE DIE ZUSÄTZLICHEN MONTAGEANLEITUNGEN
PT CONSULTE OS MANUAIS COMPLEMENTARES.
ES LEA LOS MANUALES COMPLEMENTARIOS.



IIV652
IIV750



Order code / Code com. / Bestell-Nr. / Código / Código: 90428...



IP 40 960°C

230V/50Hz



EN Carefully read the installation instructions provided before installing the device. Safety and Maintenance: Scan here.

FR Lire attentivement les notices de montage avant l'installation de l'appareil. Sécurité et Entretien: Saluez ici.

DE Bitte lesen die mitgelieferte Montageanleitung vor der Montage des Geräts. Sicherheit und Wartung: Hier scannen.

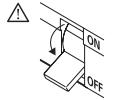
PT Leia atentamente as instruções de montagem fornecidas antes de instalar o aparelho. Segurança e Manutenção: Scan aqui.

ES Lea atentamente las instrucciones de montaje proporcionadas antes de instalar el aparato. Seguridad y Mantenimiento: Escanea aquí.

INDEL AGUE - INDÚSTRIA ELÉTRICA DE ÁGUEDA, S.A. | RUA DA MINA 465, COVÃO - ZONA INDUSTRIAL EN1 NORTE
 3750-792 ÁGUEDA, PORTUGAL | T. +351 234 612 310 | WWW.INDEL AGUEGROUP.COM

TALEA Glare

(mm)
 Ø100x878
 Ø100x1158
 Ø100x1438
 Ø100x1718
 Ø100x1998
 Ø100x2278
 Ø100x2558
 Ø100x2838



TOOLS | OUTILS | WERKZEUG | FERRAMENTAS | HERRAMIENTAS

Umbrako
 Phillips screwdriver

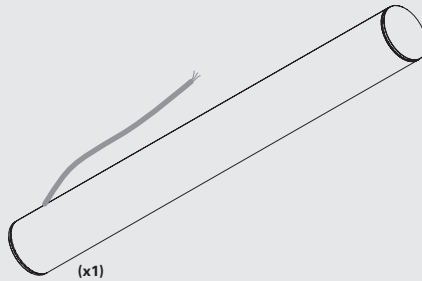


EN USE GLOVES.
 FR UTILISEZ DES GANTS.
 DE HANDSCHUHE BENUTZEN.
 PT UTILIZE LUVAS.
 ES USE GUANTES.



TALEA Glare

90438...

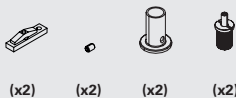



S5 L1500 SUSPENSION
 SUSPENSION S5 L1500
 SEILABHÄNGUNG S5 L1500
 SUSPENSÃO S5 L1500
 SUSPENSIÓN S5 L1500



IIV652

910409

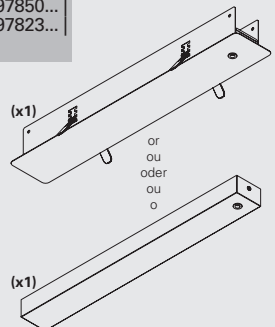


CEILING ROSE
 PATÈRE DE SUSPENSION
 DECKENDOSE
 CAIXA DE ALIMENTAÇÃO
 BASE DE TECTO



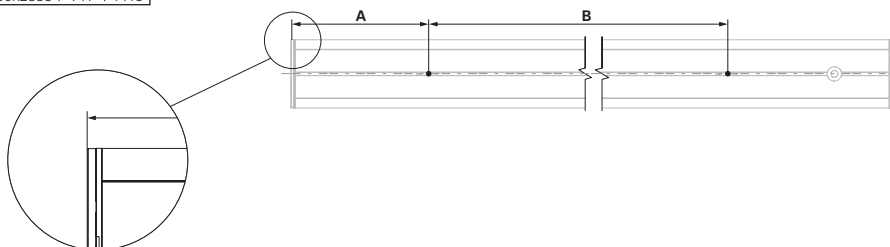
IIV750

97840... | 97843... | 97850...
 97853... | 97820... | 97823...
 97830... | 97833...

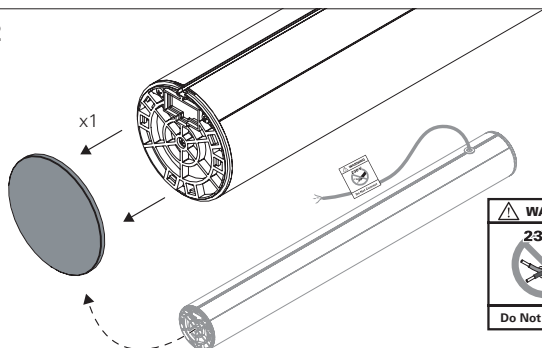


TALEA Glare

Ø (mm)	A	B
Ø100x878	56	765
Ø100x1158	96	965
Ø100x1438	236	965
Ø100x1718	346	1025
Ø100x1998	501	995
Ø100x2278	571	1135
Ø100x2558	641	1275
Ø100x2838	711	1415



2



FOR SUSPENDED VERSION READ:
POUR LA VERSION SUSPENDUE LIRE:
FÜR DIE HÄNGEVERSION BITTE LESEN SIE:
PARA VERSÃO SUSPensa LER:
PARA LA VERSIÓN SUSPENDIDA LEER:

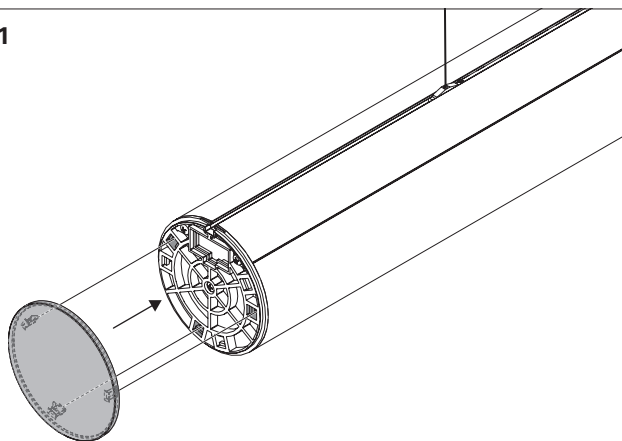
IIV652
IIV750



EN WARNING: NEVER CONNECT DIRECTLY ~230V. DRIVER REQUIRED FOR OPERATION.
FR ATTENTION: NE JAMAIS BRANCHER DIRECTEMENT SUR ~230V. NÉCESSITE L'APPLICATION D'UN DRIVER.
DE ACHTUNG: NIEMALS DIREKT AN ~230V ANSCHLIESSEN. FÜR DEN BETRIEB IST EIN TREIBER ERFORDERLICH.
PT ATENÇÃO: NUNCA LIGAR ~230V DIRETO. REQUER APLICAÇÃO DO DRIVER.
ES ATENCIÓN: NO CONECTAR DIRECTAMENTE A ~230V. REQUIERE LA APLICACIÓN DE UN DRIVER.

2.1

1.



2.

