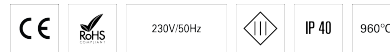


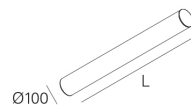
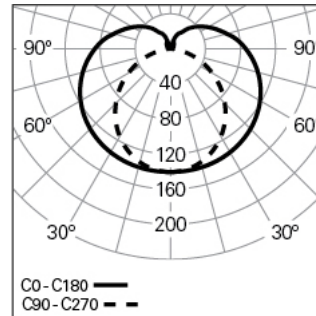
TALEA GLARE L2558 BLINE K3 840 B

TUBULAR LUMINAIRES

90428L1900B3000



Light distribution



L=2558mm

PRODUCT DESCRIPTION

Application Areas: Offices, Hotels and residential, Public spaces, Retail, Education, Health and care

Mounting Type: Surface mounted, Suspended, Wall mounted

Control Gear Included: No

TALEA GLARE L2558 BLINE K3 840 B

CHARACTERISTICS

Luminaire Type: Straight line luminaire

Insulation Class: III

Ingress Protection (IP): 40

Ambient Temperature Range (°C):]5, 25[

Warranty (Years): 5

Current Supply Cable Entry Point: Back

Luminaire Luminous Flux (lm): 5405

Luminaire Efficacy (lm/W): 150

Emergency Unit: 3

Unified Glare Rating (UGR): <19

LED Lifetime - Rated Median Useful Life: 80.000h @ L90, B10, Ta 25°C

CCT - Correlated Colour Temperature (K): 4000

Colour Rendering Index (CRI): >80

Chromaticity Tolerance (MacAdam step): <3

LED Module Forward Voltage Range (VF): 33,1

Input luminaire current (mA): 1080

DIMENSIONS

L - Length (mm): 2558

D - Diameter (mm): 100

Net Weight (kg): 7.3

MATERIALS

Body Material: Extruded aluminium profile

Finishing: Epoxy polyester powder coated

Colour: Black (B)

Glow-wire Resistance (°C): 960

OPTICAL SYSTEM

Optical System: bLINE - Opal diffuser

Light Distribution: Direct

Beam Angle (°): 183

TECHNICAL DATA

Light Source: LED

Input Power (W): 36

Power Factor (λ): 1

NOTES

- To complete the product it is necessary to order the suspension, the current supply cable and ceiling rose. Please order separately.